



Circle of Fifths Worksheets

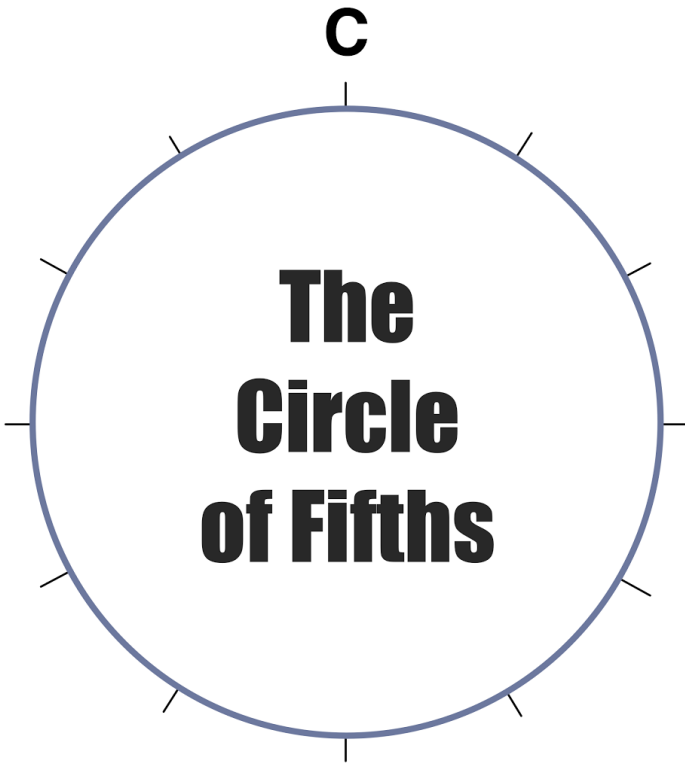
This free PDF is provided by Musical-U.com
to accompany our detailed guide
to the Circle of Fifths:

<http://musl.in/c5ths>

Worksheets


Fill in the Note/Key names on the Circle	1
Fill in the Key Signatures on the Circle	2
Fill in the Relative Minor Keys on the Circle	3
Fill in the Major and Minor Keys and Key Signatures	4
Draw the ___ Major Chord Shape	5
Draw the ___ Minor Chord Shape	6
Draw the _____ Chord Shape	7
Mark the ___ _____ Scale's Notes	8

Fill in the Note/Key names on the Circle:




C

**The
Circle
of Fifths**



<http://musl.ink/c5ths>

 You can freely use or share this image but please don't modify it or remove this footer.

Fill in the Key Signatures on the Circle:

The Circle of Fifths Key Signatures

Key signatures shown around the circle: C, G, D, A, E, B, B \flat (C \sharp), F \flat (F \sharp), E \flat , A \flat , B \flat , F.

<http://musl.ink/c5ths>

You can freely use or share this image but please don't modify it or remove this footer.

Fill in the Relative Minor Keys on the Circle:

The diagram is a circle with the word "MAJOR" at the top and "minor" in the center. The title "The Circle of Fifths" is written in the middle. Major keys are labeled around the perimeter: C, G, D, A, E, B, and F. Minor keys are labeled inside the circle: Bb, Eb, Ab, Db, Gb, and Fb. The relative minor keys are also labeled: Bb (relative to C), Eb (relative to F), Ab (relative to C#), Db (relative to F#), Gb (relative to Cb), and Fb (relative to C).

MAJOR

C

F **G**

B b **D**

E b **A**

A b **E**



D b **B**

G b **(C b)**

(F #)

minor

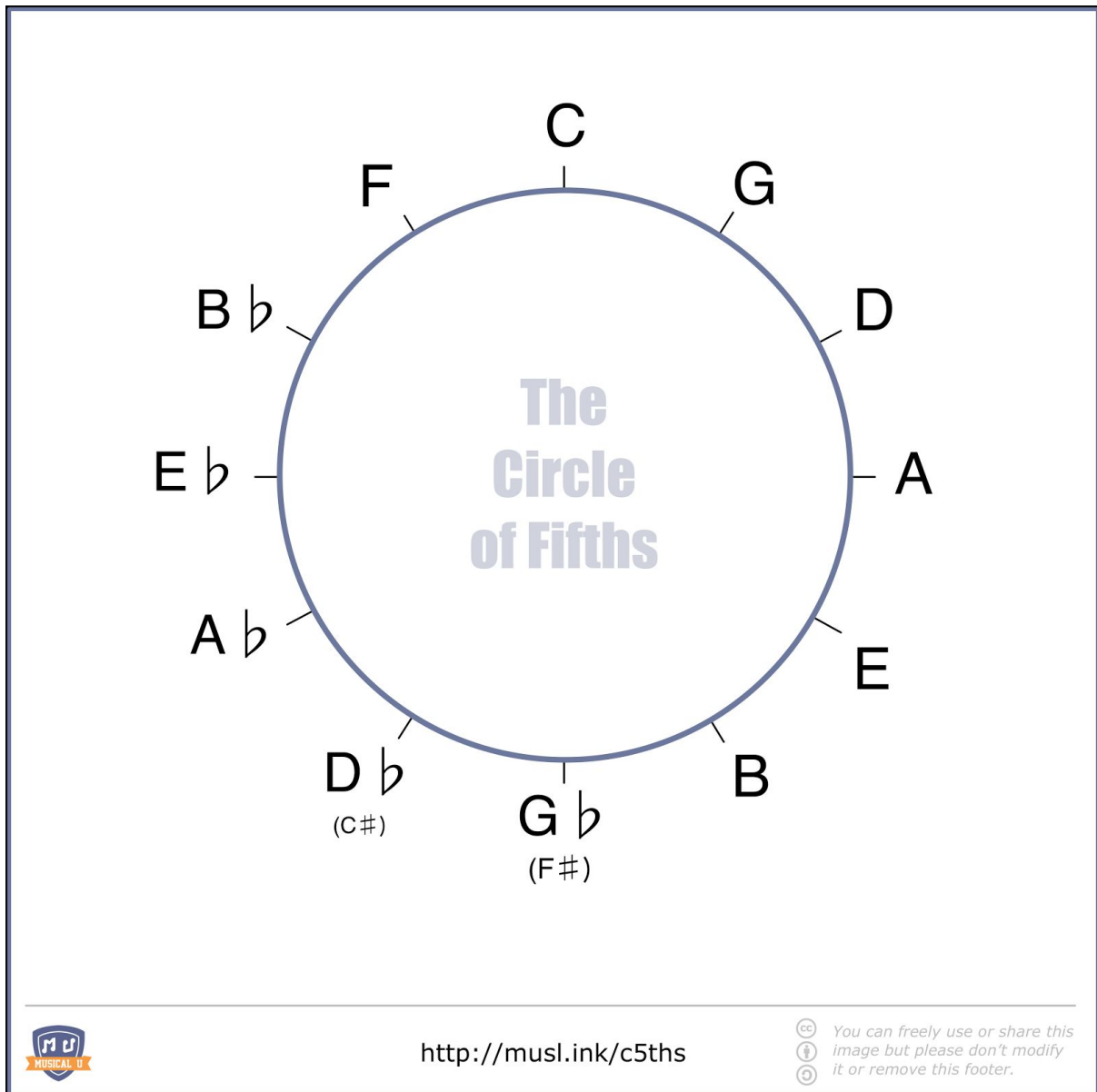
The Circle of Fifths

 <http://musl.ink/c5ths>  You can freely use or share this image but please don't modify it or remove this footer.

Fill in the Major and Minor Keys and Key Signatures:

The diagram is a circle with the text "The Circle of Fifths" in the center. The word "MAJOR" is written in an arc at the top, and "minor" is written in an arc at the bottom. The circle is divided into 12 segments by short horizontal lines. Each segment has an empty musical staff with a treble clef. At the bottom of the circle, there are 12 pairs of empty musical staves, each pair with a treble clef. The URL <http://musl.ink/c5ths> is centered below the circle. In the bottom left corner is the Musical U logo, and in the bottom right corner is a Creative Commons license notice: "You can freely use or share this image but please don't modify it or remove this footer."


Draw the ___ Major Chord Shape:



Draw the ___ Minor Chord Shape:

The Circle of Fifths diagram is a circle with 12 points. The major chords are labeled clockwise from the top: C, G, D, A, E, B. The minor chords are labeled clockwise from the top: F, B \flat , E \flat , A \flat , D \flat (C \sharp), G \flat (F \sharp), and B. The text "The Circle of Fifths" is written in the center of the circle.

<http://musl.ink/c5ths>

 You can freely use or share this image but please don't modify it or remove this footer.

Draw the _____ Chord Shape:

The Circle of Fifths


<http://musl.ink/c5ths>

You can freely use or share this image but please don't modify it or remove this footer.

Mark the _____ Scale's Notes:

The Circle of Fifths diagram is a circle with 12 points. The notes are arranged as follows: C at the top, G at the top-right, D at the right, A at the bottom-right, E at the bottom, B at the bottom-left, G♭ (F♯) at the left, D♭ (C♯) at the top-left, F at the top, B♭ at the top-left, and E♭ at the left. The text "The Circle of Fifths" is written in the center of the circle.

<http://musl.ink/c5ths>

 You can freely use or share this image but please don't modify it or remove this footer.