




forScore

the music reader for iPad

forScore: a PDF music reader

Christopher J. Russell, Ph.D.



forScore
the music reader for iPad

forScore: a PDF music reader

Christopher J. Russell, Ph.D.



forScore

the music reader for iPad

forScore: a PDF music reader

Christopher J. Russell, Ph.D.

Disclaimer: I do not work for forScore
and I was not paid or compensated
to talk about this application

- There is no handout; use the included user guide you will be shown where this can be located), check out the forScore webpage (forScore.co), or contact support at forScore.

State of the Mobile PDF Readers

- There are many PDF music readers on iOS, a handful on Android, one on Windows
- The key components are page turning, organization, annotation, and hot spots and/or links.
- Everything else is a bonus

Why a PDF music reader?

- PDF is a great container
- Notation-generated scores are very small yet clean
- The apps have special tools for musicians
- Easy to convert your own scores

Examples of music specific tools

- Metronome
- Tuner
- Pitch Pipe
- Piano
- Bluetooth Foot Pedal Integration

Competitors

- unrealBook (get it, too)
- NextPage
- PiaScores
- Orpheus (Android)
- Music Sheets (Android)
- MusicReader (Windows)

How to get music to a PDF reader

- Free resources (IMSLP, CPDL, PDF Band Music Library)
- Some companies offer PDF (Graphite Publishing, Bandworks)
- Scan yourself (scanner, photocopier)
- Generate yourself from a music notation program
- 1dollarscan.com
- Some PDF music readers have an embedded scanning feature

How to get music into forScore

- Store (limited)
- iTunes
- E-mail (open in)
- Cloud Services (integrated into the app)
- Web Browser (integrated into the app)

forScore

- I have a number of apps that I use every day
- My iPad is my main tool (other than a keyboard)
- **No app is more important to me than forScore**
- forScore is perfect for high school and beyond
- Look at more basic options of middle school and younger (we are using Showbie)
- This app can do so many things, and even I do not use all the features!



One

April 2010

By the time forScore 1.0 was released, just six days after the iPad's debut, a lot had already happened. It was crafted blindly for a device few people had actually used, in a category Apple hadn't yet fully defined, destined to be met by an audience of skeptics.

Websites like [MacRumors](#) and [Gizmodo](#) took notice, giving us the opportunity to give forScore the debut it deserved. Five years and a hundred versions later, it's clear that forScore had the right idea at the right time. Peel away those years of development, however, and it's hard to imagine just how basic it was in the beginning.

It displayed PDF pages on screen and used a unique layout in landscape orientation to maximize screen real estate (rather than the standard split-screen view that other apps used). It featured a single menu for navigating between the almost 300 bundled scores and any of your own PDFs that you may have added via iTunes. It also featured a metronome with a standard audio mode and an innovative visual mode that remains largely unchanged to this day. A 'notes' feature allowed you to type page-specific notes and recall them later, and that was it.

With versions 1.1 through 1.6, we worked furiously to add the most important and basic features to forScore, features like annotation, zooming, setlists, links, and more. Its evolution from proof of concept to viable tool was swift, with most of these new features coming within just four months of release.

- Introduced in April 2010
- One of the first iPad apps in the App Store
- Now in Version 9
- iPad Pro is coming soon!

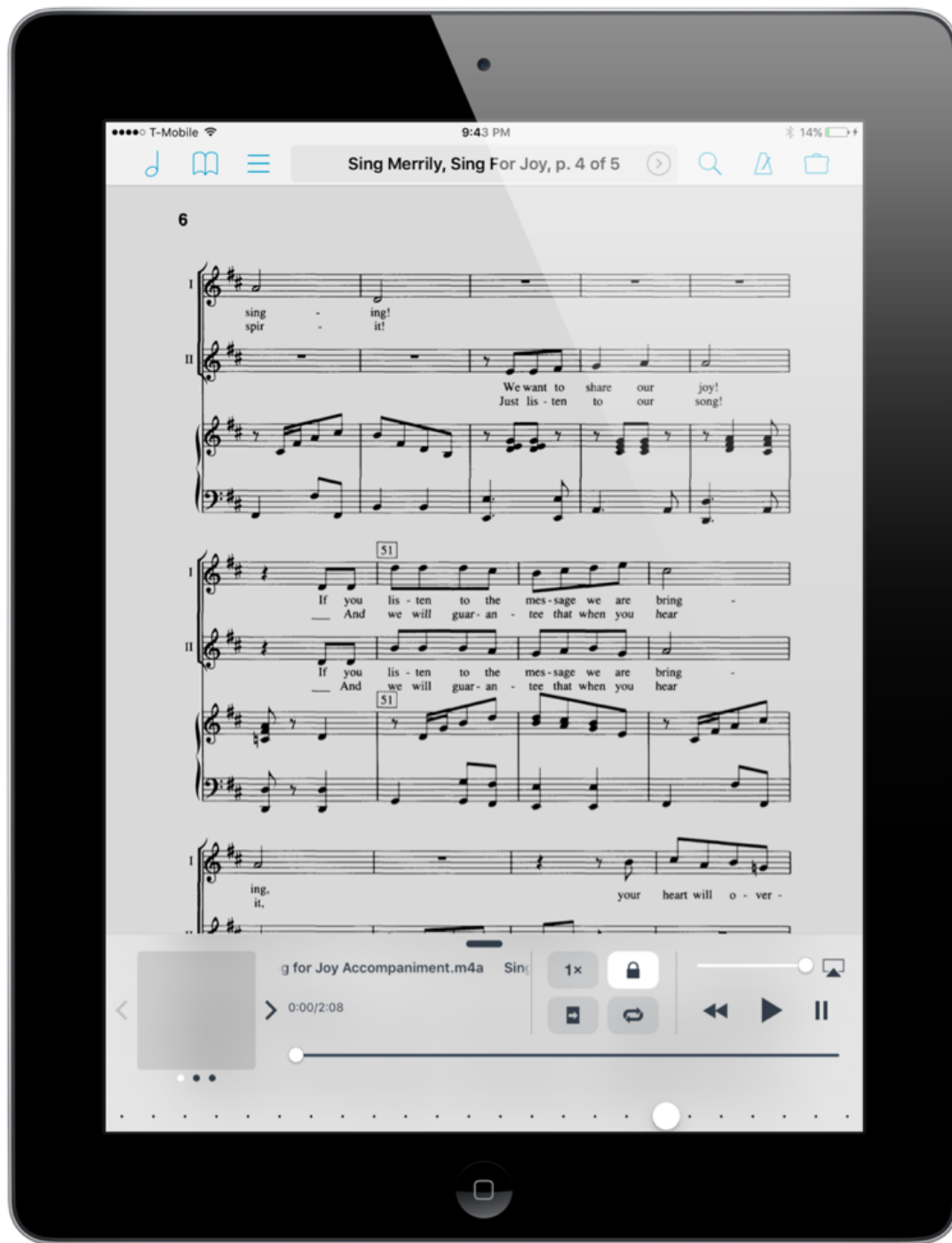
Remember the Math



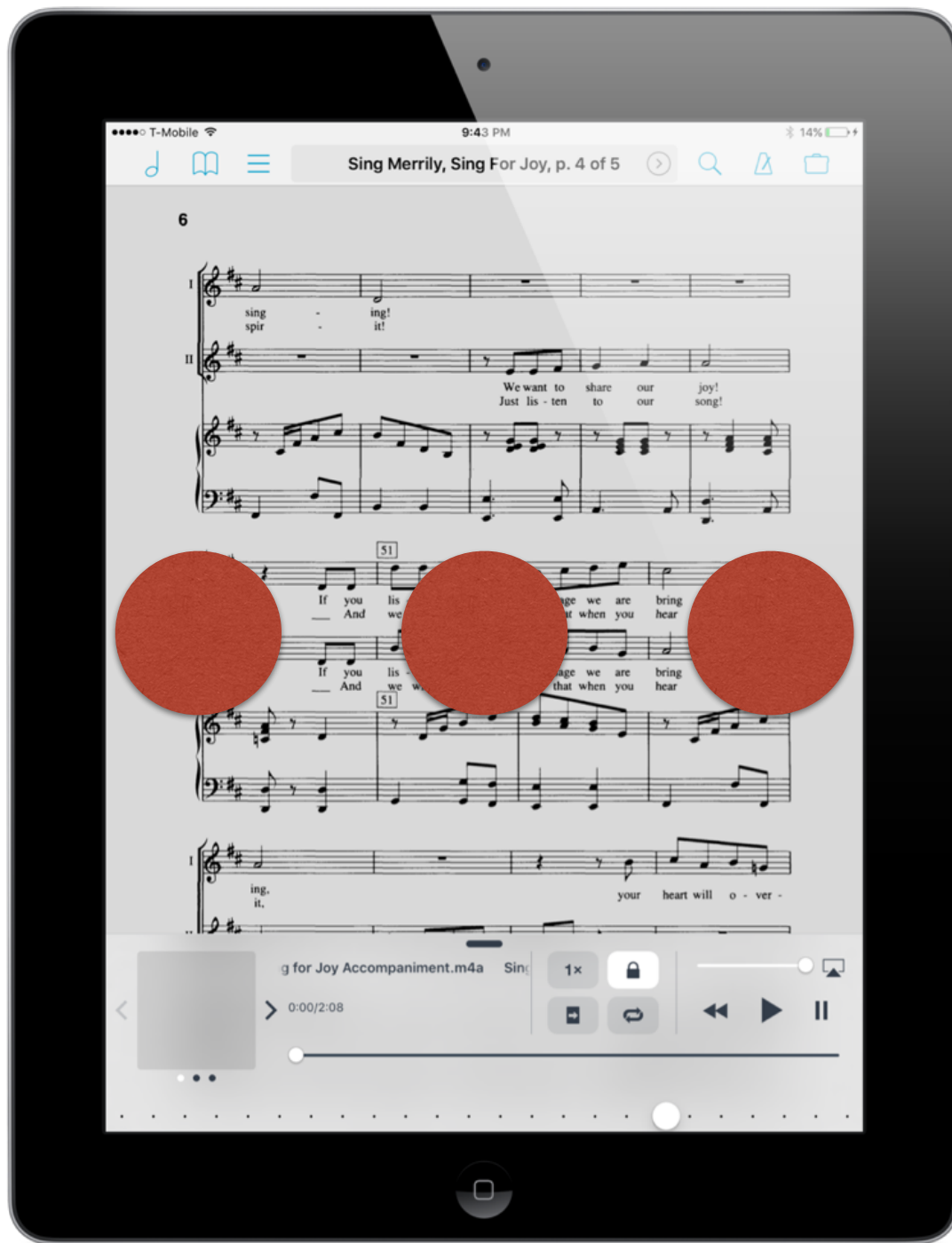
\$899



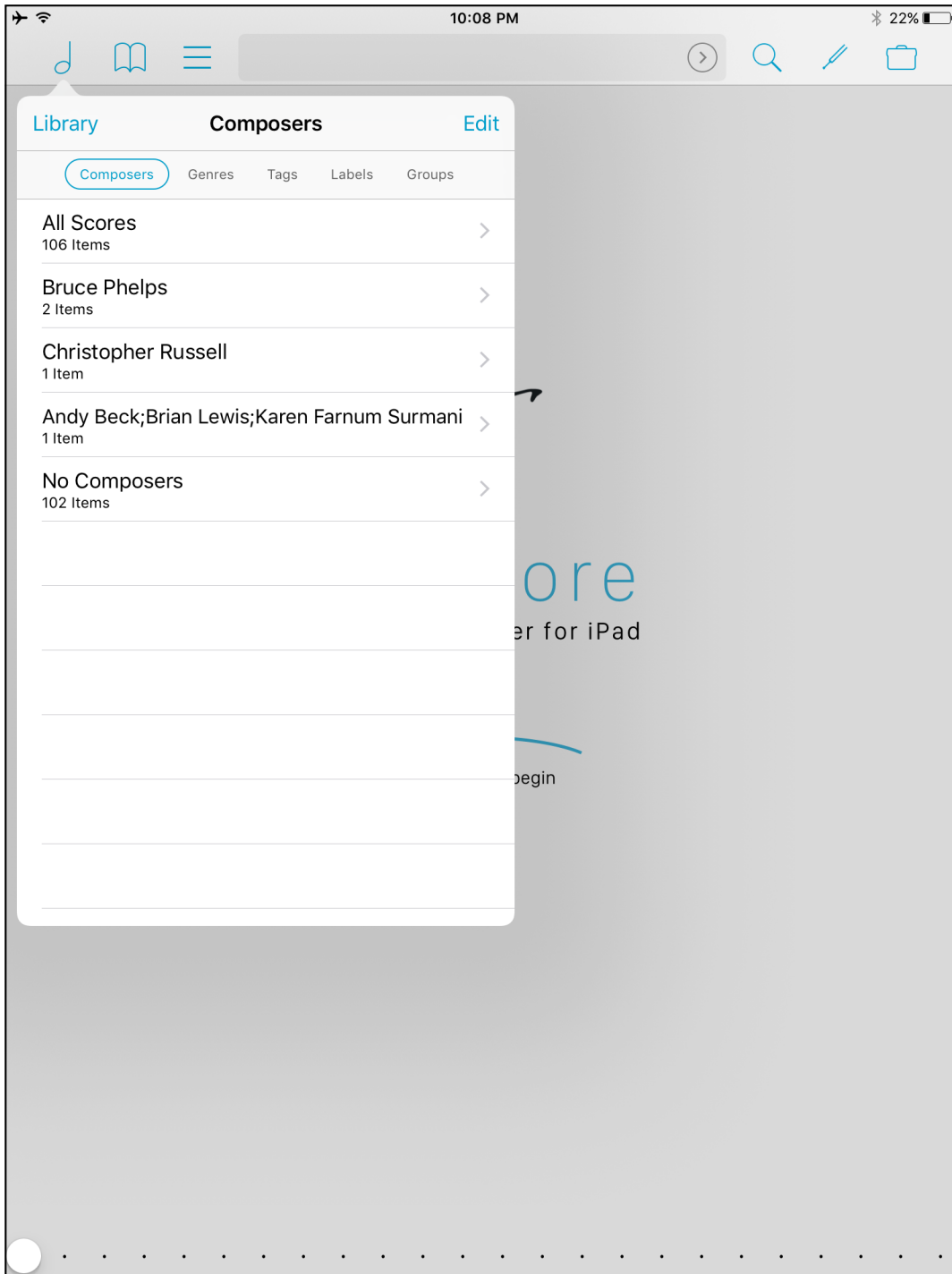
\$499



The forScore Screen



Tap Zones



Library

T-Mobile 10:46 PM 38%

03 Matchmaker, p. 1 of 15 (Bookmark)

Bookmarks + Edit

Page Title TOC

- 01 Tradition Pages 1-19
- 02 Act 1 Opening Page 19
- 03 Matchmaker Pages 20-34

Fiddler on the Hill 3

Matchmaker

Cue to continue:
HODEL: Someone interesting...
CHAVA: And well-off...
HODEL: And important!

dialogue Str.

er, Make me a match,

Find me a find. Catch me a catch.

+ W.W. mf

Bookmarks

T-Mobile 10:46 PM 38%

03 Matchmaker, p. 1 of 15 (Bookmark)

Setlists + Edit

Manual Sorted Fresh Groups

- 6th Grade 6 Items >
- 7th Grade 7 Items >
- 8th Grade 7 Items >
- Past Concert Programs 8 Items >
- Carolers 2 16 Items >
- 8th Grade Honors Choir 2 4 Items >
- Piano 2 2 Items >

Matchmaker

Fiddler on the Hill 3

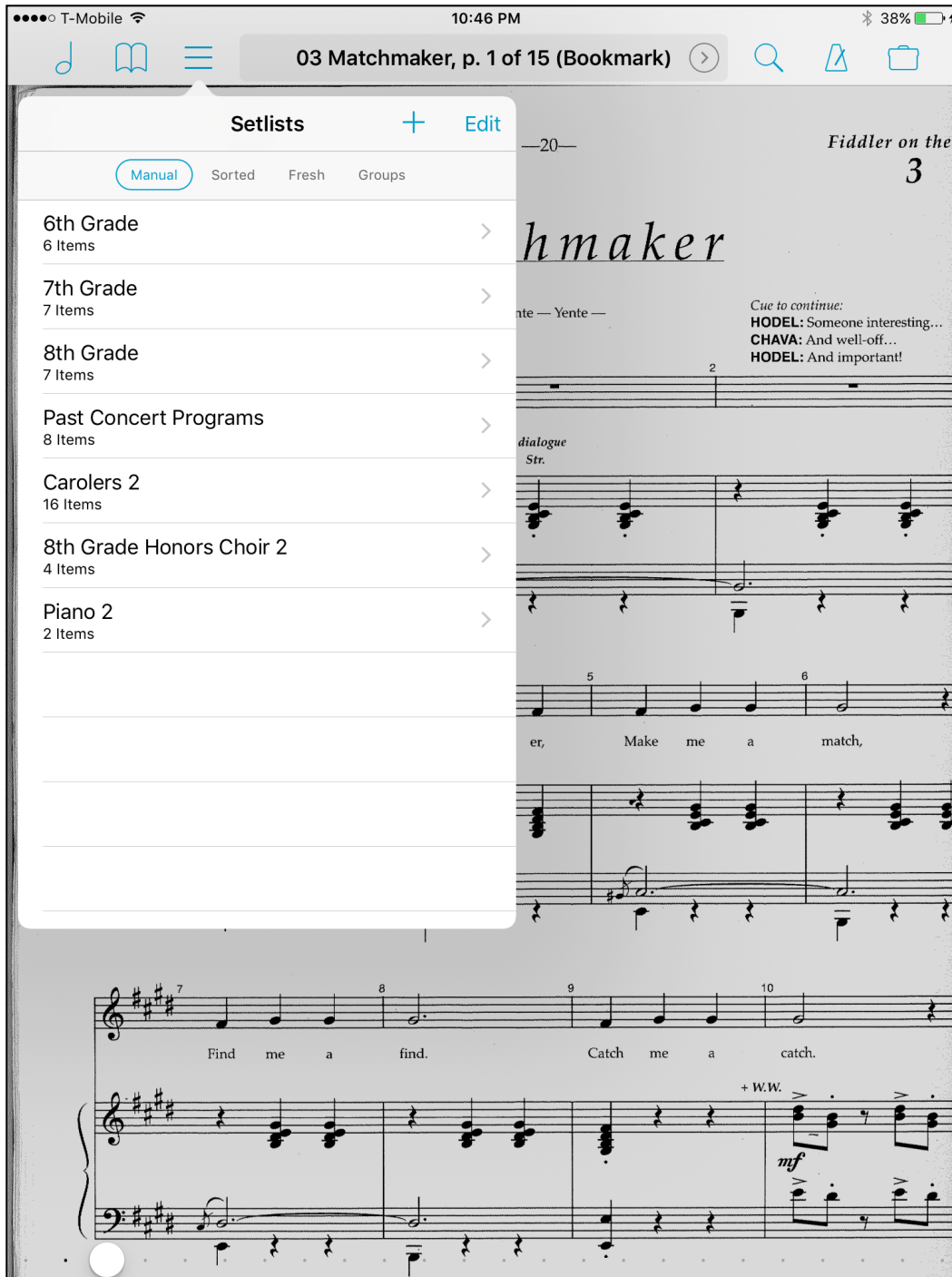
Cue to continue:
HODEL: Someone interesting...
CHAVA: And well-off...
HODEL: And important!

dialogue Str.

er, Make me a match,

Find me a find. Catch me a catch.

+ W.W. mf



Setlists

10:09 PM

Peace Peace SAB, p. 2 of 9

2

12

S This

A This

B This

12

Pno.

16

S this

A this

B this

this is a time for this love.

16

Pno.

Peace Peace SAB.pdf

Title Peace Peace SAB

Composers No Composers

Genres No Genres

Tags No Tags

Labels No Labels

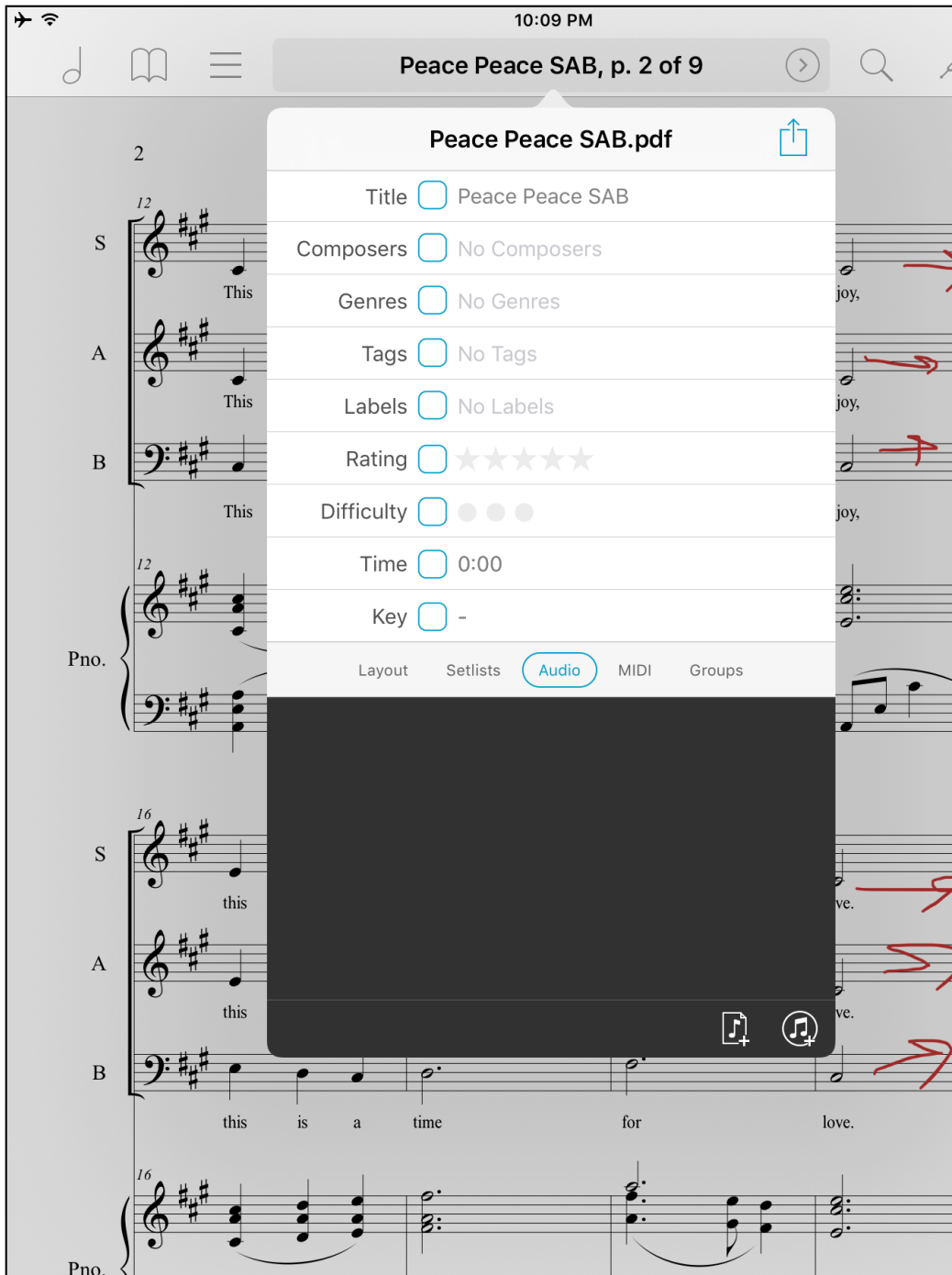
Rating ★★★★★

Difficulty ● ● ●

Time 0:00

Key -

Layout Setlists **Audio** MIDI Groups



Title Bar

10:09 PM 21%

Peace, Peace

2

12

S This is a time for joy,

A This is a time for joy,

B This is a time for joy,

Pno.

12

S this is a time for love.

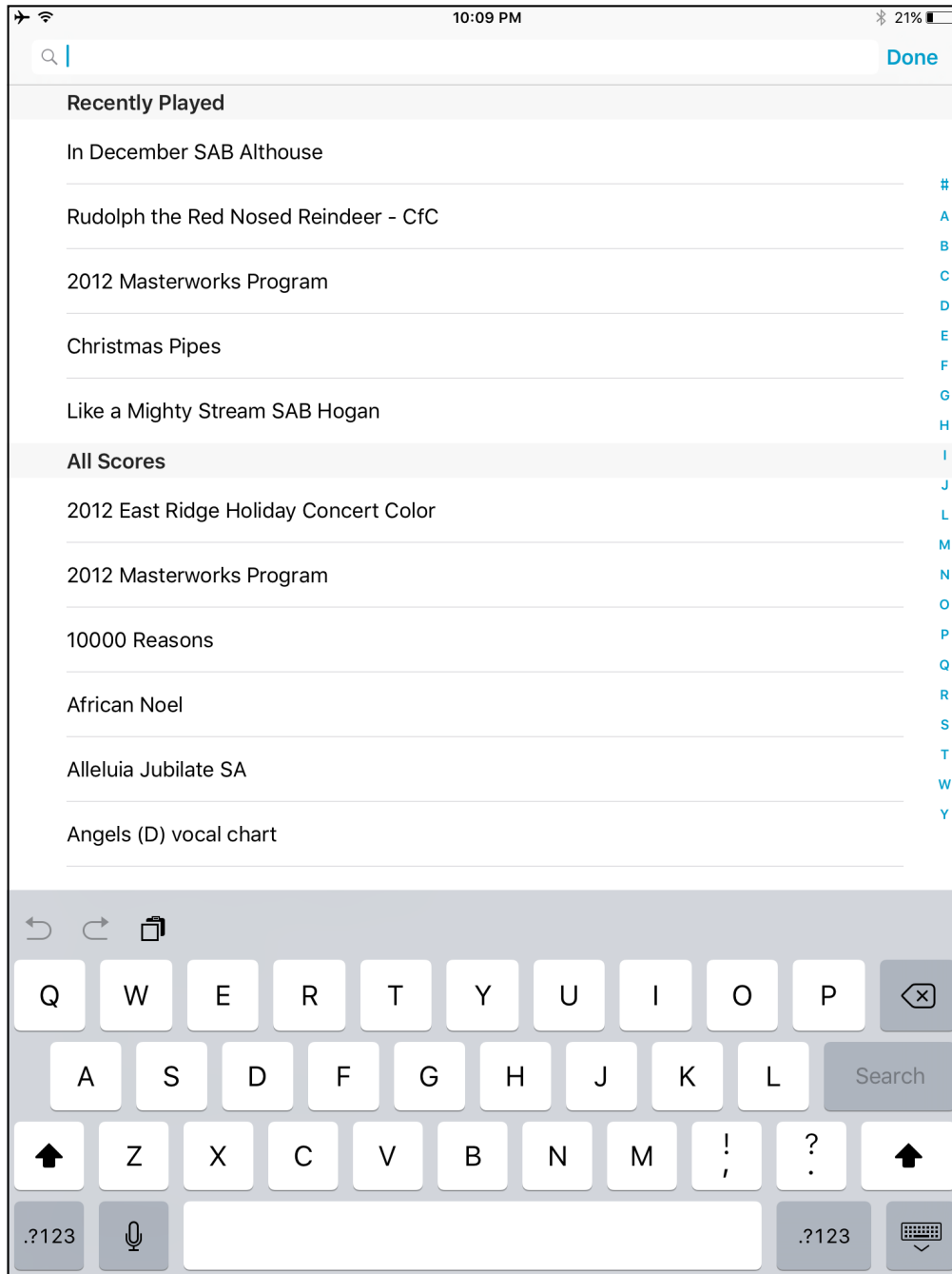
A this is a time for love.

B this is a time for love.

Pno.

16

Title Bar



Search

The screenshot displays a music application interface. At the top, the status bar shows the time as 10:09 PM and battery at 21%. The app's navigation bar includes icons for home, search, and other functions. The main content area shows sheet music for a song titled "Peace, Peace". The music is arranged for Soprano (S), Alto (A), Bass (B), and Piano (Pno.). The lyrics are "This is a time for love." The sheet music is divided into two systems, with the first system starting at measure 12 and the second at measure 16. A metronome overlay is positioned in the center-right of the screen. The metronome is set to 4/4 time and 92 beats per minute. It features a large circular tap target with the word "tap" in the center. Below the tap target, there are two counters: "#beats" and "#measures", both currently at 0. There are also buttons for "Autoturn" and "Count In". At the bottom of the metronome overlay, there are four toggle buttons: "Off", "Audible", "Visible", and "Both". The background sheet music has red arrows pointing to the end of the phrases in the vocal parts.

Audio Utilities

10:00 PM 24%

Rudolph the Red Nosed Reindeer - CfC, p. 2 of 3

2 Rudolph the Red Nosed Reindeer

a tempo

S. Ru-dolph the red-nosed rein-deer, had a ver-y shi
All of the o-ther rein-deer used to laugh and call

A. Ru-dolph the red-nosed rein-deer, had a ver-y shi
All of the o-ther rein-deer used to laugh and call

Pno.

S. and if you e-ver saw it you would e-ven say it glowed.
they ne-ver let poor Ru-dolph join in an-y rein-deer games.

A. and if you e-ver saw it you would e-ven say it glowed. like N
they ne-ver let poor Ru-dolph join in an-y rein-deer games. like N

Pno.

S. Chris-tmas Eve, San-ta came to say, "Ru-dolph, with your nose

A. Chris-tmas Eve, San-ta came to say, "Ru-dolph, with your nose

Pno.

EDIT THIS SCORE

- Annotate
- Links
- Buttons
- Rearrange
- Versions
- Notes
- Crop
- Share

ADD SCORES

- Store
- Services
- Darkroom
- Bluetooth
- Groups

MORE

- Piano
- Record
- Perform
- Reflow
- Cue
- Console
- Devices
- Dashboard
- Backup
- Support

Toolbox



Settings

10:53 PM 90%

03 Matchmaker, p. 1 of 15 (Bookmark)

Piano-Vocal

Ma

Cue: TZEIT

Allegro — 1

Vamp a

p
Cello, B

3 (HODEL) 4
Match - mak - er, match

P + Gtr., Mand.

7 8
Find me a find.

Settings

NAVIGATION

- Gestures >
- Page turners & shortcuts >
- MIDI >
- Page transitions Off
- Flip between scores Setlists
- Two-up page advance 2 pages
- Up next

APPEARANCE

- Gradient effect
- Sepia effect
- Always show seek bar
- Always show tab bar
- Always show playback controls
- Scale text annotations
- PDF annotations On >

METADATA

- Score menu includes bookmarks
- Smart sorting
- Sort composers by first name

Settings

(Last Selection in Toolbox)

technimusiced.com

Christopher J. Russell, Ph.D.

The screenshot shows a mobile browser view of the technimusiced.com website. The page features a header with the title 'TECHNOLOGY IN MUSIC EDUCATION' and a navigation menu with links like 'HOME', 'ABOUT THE AUTHOR', and 'APP LIST FOR IOS'. The main content area displays a blog post titled 'Asus Chromebook Flip' dated 'OCT 16' by 'choirguy'. The post includes a photograph of an Asus Chromebook Flip laptop and several paragraphs of text discussing its use in music education. On the right side, there are widgets for 'FOLLOW VIA EMAIL', 'CATEGORIES', a quote by Steve Jobs, 'FEEDBACK?', and a 'TWITTER' section with recent tweets.

TECHNOLOGY IN MUSIC EDUCATION technimusiced.com

HOME ABOUT THE AUTHOR APP LIST FOR IOS APP REVIEW POLICY CHORAL WARM-UPS FOR IPAD IPAD FAQ
MN STANDARDS ASSESSMENTS MY BOOKS PAST PRESENTATIONS RECOMMENDATIONS (APPS & ACCESSORIES)

Asus Chromebook Flip

OCT 16 Posted by [choirguy](#)



Okay. I did it. I went and bought an open box Asus Chromebook Flip today-as well as a Chromecast.

Yesterday I had the opportunity to present a rather broad presentation about music education and technology as it can be applied to Orchestra with MNSOTA (Minnesota String and Orchestra Teachers Association). As I often do with "broad" presentations, I spent a bit of time talking about SAMR and form factor in my presentation. I find myself often having to describe why Chromebooks are not a great fit for music education. On the other hand, I remain open to new technology, and I talked about how the Chromebook Flip might be a better fit.

Throughout the past day and a half, I spent my free time pondering Chromebooks. As I have written on a regular basis, the Chromebook is winning in education, and as time goes on, there are more solutions for music. For example:

1) Did you know that there are now two HTML Music Notation programs? One is the long-established Noteflight (now owned by Hal Leonard). The other is a French start-up, Flat.io. Both will work on a Chromebook.

GO

FOLLOW VIA EMAIL

Enter your email address

Follow

CATEGORIES

Select Category

"OUR HEARTS SING,"

"Technology alone is not enough. [It is] technology married with liberal arts, married with the humanities, that yields us the result that makes our hearts sing"

--Steve Jobs, iPad 2 Introduction, March 2, 2011

FEEDBACK?

Your comments and questions are welcome, but I have disabled comments on the blog. Please feel free to send me an e-mail at technimusiced@gmail.com. I do not check the Twitter account for technimusiced very often (Wordpress auto-posts), so e-mail is always best!

TWITTER

Asus Chromebook Flip
technimusiced.wordpress.com/2015/10/16/asu...
... <http://t.co/FNTtkyAUxD>
6 days ago

Symphony Pro 4 is Out!
technimusiced.wordpress.com/2015/10/11/sym...
m...
1 week ago

RT @symphonvado: Symphony Pro 4 [Follow](#)