



Roedy Black's

COMPLETE KEYBOARD CHORD POSTER

The Home-Printable Wall Chart and Chord Book

Free (Sponsored) Version



by

Wayne Chase

For complete information on how to use chords and chord progressions effectively, see

How Music REALLY Works!

The Essential Handbook for Songwriters, Performers, and Music Students, 2nd Edition

by Wayne Chase

www.HowMusicReallyWorks.com

ALSO BY WAYNE CHASE

How Music REALLY Works!

The Gold Standard Song List

Roedy Black's Complete Guitar Chord Poster

Roedy Black's Guitar & Keyboard Scales Poster

Roedy Black's Musical Instruments Poster

Roedy Black's Chord Progression Chart

Roedy Black's

COMPLETE KEYBOARD CHORD POSTER

The Home-Printable Wall Chart and Chord Book

Free (Sponsored) Version

Wayne Chase

Roedy Black

Roedy Black Publishing (1987) Inc.
Vancouver, BC, Canada • Blaine, WA, USA

This free electronic edition copyright © 2006 by Roedy Black Publishing Inc.

Images in this free electronic edition are reproduced with permission from print editions of *Roedy Black's Complete Keyboard Chord Poster*, © 1987 - 2003 by Roedy Black Publishing Inc.

Chase, Wayne

Roedy Black's Complete keyboard chord poster [electronic resource] : the home-printable wall chart and chord book, free sponsored version / Wayne Chase.

ISBN 1-897311-21-4

This electronic edition, ISBN 1-897311-21-4, may be copied and distributed without prior written permission of the publisher provided that this edition is not altered in any way, shape, or form, and that it is distributed for free.

Published by Roedy Black Publishing Inc.
46800 - Unit D, 2405 Pine Street
Vancouver, British Columbia, Canada, V6J 5G6
604-228-8444
604-228-8424 fax
info@roedyblack.com
www.RoedyBlack.com

Visit this publication's websites:
www.HowMusicReallyWorks.com
www.CompleteChords.com

CONTENTS

Readme.1st	6
1. How This Free Version Differs from the Paid Version	7
2. Recommended Settings for Easy Viewing and Navigation ..	9
3. Recommended Settings for Printing	11
4. Wall Chart or Chord Book (It's Both)	12
5. Two Sizes: Size "A" (Regular) and Size "B" (Megasize)...	13
6. Deluxe Edition: The Ultra-High-Resolution Laminated Print	15
7. About the <i>Complete Keyboard Chord Poster</i>	16
8. How to Get the Most from the <i>Complete Keyboard Chord Poster</i>	20
9. How Music REALLY Works!	20
10. How to Read the Numbers and Symbols on the Chord Fingering Diagrams	22
11. The <i>Complete Keyboard Chord Poster</i> : Full View, Size "A" (Regular Size)	23
12. The <i>Complete Keyboard Chord Poster</i> : Section-by-Section, Size "A" (Regular Size)	25
13. The <i>Complete Keyboard Chord Poster</i> : Full View, Size "B" (Megasize)	44
14. The <i>Complete Keyboard Chord Poster</i> : Section-by-Section, Size "B" (Megasize)	46
15. <i>Roedy Black's Chord Progression Chart</i>	87
16. Other Music Reference Charts in This Series	89

Readme.1st

Welcome to the free (sponsored) version of the *Complete Keyboard Chord Poster: The Home-Printable Wall Chart and Chord Book*.

This free version is identical to the paid version, except that this free version has promotional watermarks (transparent text) superimposed on most of the images (see Part 1 below). You can use this free version to explore the images in detail and print sample pages, before deciding whether you want to upgrade to the paid version.

This PDF has some unusual characteristics. For instance, it contains pages that vary greatly in size. This could cause some navigation confusion unless you read Part 2 (“Recommended Settings for Easy Viewing and Navigation”) and adjust your Acrobat Reader.

The same applies to printing. To avoid frustration, please read Part 3 (“Recommended Settings for Printing”) before you print any pages.

Also, please note that all of the underlined Web links in this PDF are active. If your computer is connected to the Internet, you can click on any of the links to open the Web pages.

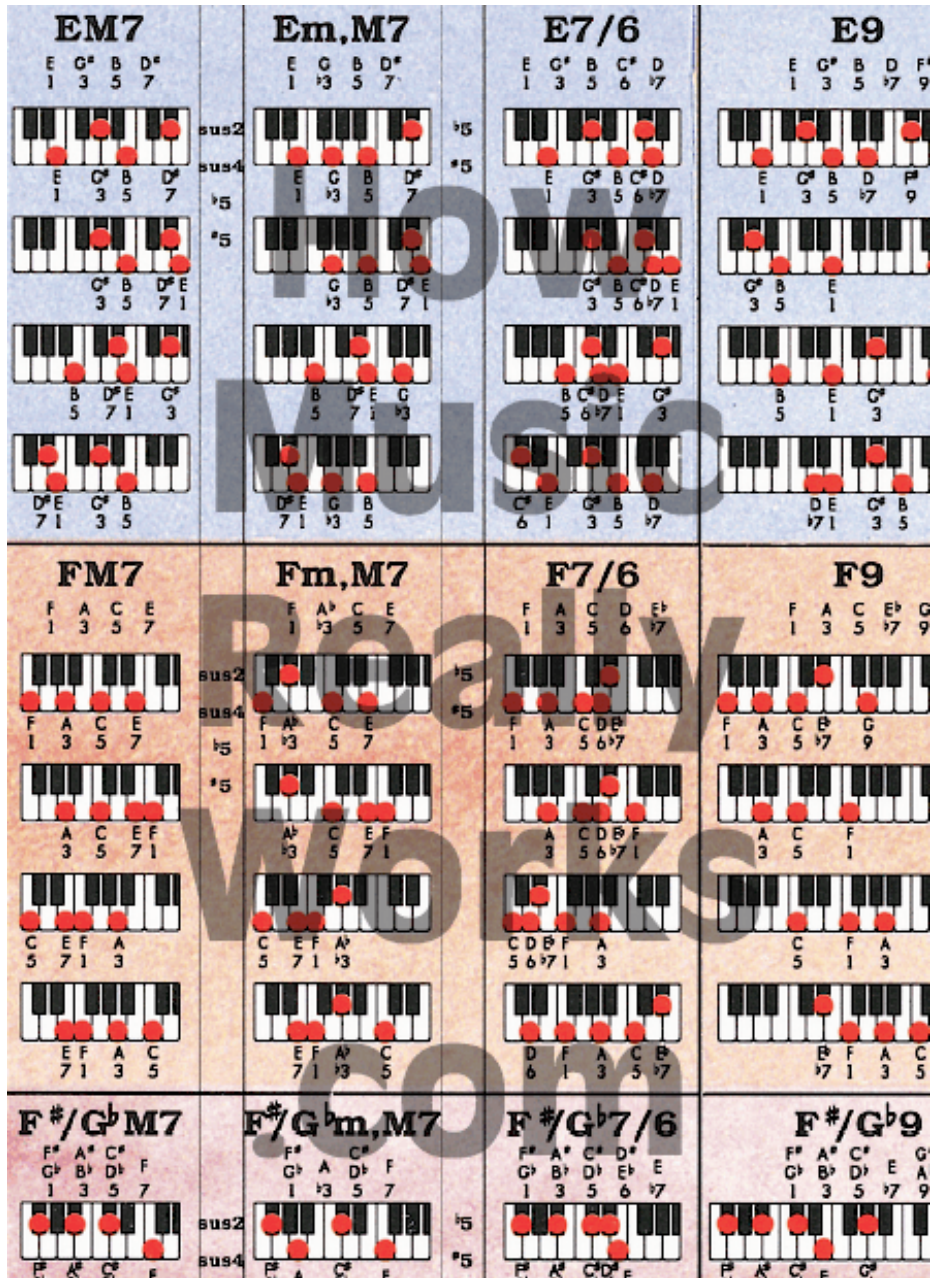
In general, you will probably have the best possible experience with the *Complete Keyboard Chord Poster* PDF if you take a few minutes to read the next 16 pages (up to the end of Part 10) before you start exploring and printing the poster images.

Enjoy the *Complete Keyboard Chord Poster* PDF, a companion to the book, *How Music REALLY Works!*

www.HowMusicReallyWorks.com

1. How This Free Version Differs from the Paid Version

This free sponsored version of the *Complete Keyboard Chord Poster* PDF (ISBN 1-897311-21-4) has watermarks (transparent promotional text) superimposed on the images, like this:



The paid version (ISBN 1-897311-22-2) is identical to the free version except that the paid version has *no* superimposed promotional text, like this:

<p>EM7 E G^b B D^b 1 3 5 7</p> <p>1 3 5 7</p> <p>3 5 7 1</p> <p>5 7 1 3</p> <p>7 1 3 5</p>	<p>Em,M7 E G B D^b 1 3 5 7</p> <p>1 3 5 7</p> <p>3 5 7 1</p> <p>5 7 1 3</p> <p>7 1 3 5</p>	<p>E7/6 E G^b B C^b D 1 3 5 6 7</p> <p>1 3 5 6 7</p> <p>3 5 6 7 1</p> <p>5 6 7 1 3</p> <p>6 1 3 5 7</p>	<p>E9 E G^b B D F^b 1 3 5 7 9</p> <p>1 3 5 7 9</p> <p>3 5 7 9 1</p> <p>5 7 9 1 3</p> <p>7 9 1 3 5</p>
<p>FM7 F A C E 1 3 5 7</p> <p>1 3 5 7</p> <p>3 5 7 1</p> <p>5 7 1 3</p> <p>7 1 3 5</p>	<p>Fm,M7 F A^b C E 1 3 5 7</p> <p>1 3 5 7</p> <p>3 5 7 1</p> <p>5 7 1 3</p> <p>7 1 3 5</p>	<p>F7/6 F A C D E^b 1 3 5 6 7</p> <p>1 3 5 6 7</p> <p>3 5 6 7 1</p> <p>5 6 7 1 3</p> <p>6 1 3 5 7</p>	<p>F9 F A C E^b G 1 3 5 7 9</p> <p>1 3 5 7 9</p> <p>3 5 7 9 1</p> <p>5 7 9 1 3</p> <p>7 9 1 3 5</p>
<p>F[#]/G^bM7 F[#] A^b C^b F G^b B^b D^b F 1 3 5 7</p> <p>1 3 5 7</p> <p>3 5 7 1</p> <p>5 7 1 3</p> <p>7 1 3 5</p>	<p>F[#]/G^bm,M7 F[#] A^b C^b F G^b B^b D^b F 1 3 5 7</p> <p>1 3 5 7</p> <p>3 5 7 1</p> <p>5 7 1 3</p> <p>7 1 3 5</p>	<p>F[#]/G^b7/6 F[#] A^b C^b D^b E G^b B^b D^b E 1 3 5 6 7</p> <p>1 3 5 6 7</p> <p>3 5 6 7 1</p> <p>5 6 7 1 3</p> <p>6 1 3 5 7</p>	<p>F[#]/G^b9 F[#] A^b C^b G G^b B^b D^b E A 1 3 5 7 9</p> <p>1 3 5 7 9</p> <p>3 5 7 9 1</p> <p>5 7 9 1 3</p> <p>7 9 1 3 5</p>

You may find the free version useable “as is,” despite the superimposed promotional text. However, if you find that the text watermarks are too intrusive, you can download the modestly-priced paid version—without the promotional text on the images (ISBN 1-897311-22-2)—via this Web page:

www.howmusicreallyworks.com/Downloads.html.

2. Recommended Settings for Easy Viewing and Navigation

For easy viewing and navigation of this PDF, please set up your Acrobat Reader as follows.

Toolbar Setting

In your Acrobat Reader menu (at the top of this window) click on “View,” then “Toolbars.” Make sure the following three items are checked: “Basic,” “File,” and “Help.” (Others may also be selected.)

Magnification Percentage

Within the toolbar at the top of this window, there’s a small white box that shows you the magnification percentage. This percentage is adjustable. You will get best viewing results if the magnification percentage is set at 100%. If the percentage shown is a number other than 100%, click on the teeny little arrow just to the right of the small box showing the magnification percentage. A drop-down menu will appear. Select “100%.”

Page Thumbnails in the Navigation Pane

If page thumbnails are not already visible on the left side of the Acrobat Reader, that means the Navigation Pane is closed. To open it, click on the “Page” tab on the far left. Or, click on “View” in the Acrobat Reader menu, then “Navigation Tabs,” then select “Pages.”

The Acrobat Reader should now be divided into two panes, the narrow Navigation Pane on the left (which contains a page-numbered thumbnail of each page), and the large Document Pane. It's a good idea to make the Navigation Pane as narrow as possible, without cutting off the thumbnails (so to speak). Move your mouse over the vertical bar between the Navigation Pane and the Document Pane. The cursor will change to two small parallel bars. Hold down the left button on your mouse and move the vertical bar so that the Navigation Pane is just wide enough for the thumbnails to be completely visible.

Navigating with Your Computer Keyboard

If you would like to navigate through this PDF using your computer keyboard instead of the page thumbnails in the Navigation Pane, here's how:

- Ctrl-Home** Takes you to Page 1 of the document
- Ctrl-End** Takes you to the last page of the document
- Ctrl-Shift-n** Enter the page number you want to go to. (It's handy to remember that the Table of Contents is Page 5.)

Page View vs Continuous View

There are two recommended modes of document viewing to choose from, "Page View" and "Continuous View." To select either one, click on "View," in the menu at the top of this window. Then select "Page Layout," then either "Single Page" or "Continuous."

If you are scrolling through this PDF and the screen suddenly comes up grey, with no document in the Document Pane, drag the blue scroll bar at the bottom of this window to the middle of the window. The document will reappear. The pages in this PDF vary in size, and are centre-justified. Areas to the left and right of small pages are grey. This only applies in Continuous View, not Page View.

Viewing the Entire *Complete Keyboard Chord Poster* on One Screen

This PDF has two very large pages that show the whole chart in two different sizes. These two large images are on Pages 24 and 45.

Here's an easy way to navigate these two big images. First, in the Navigation Pane, click on the thumbnail for either Page 24 or Page 45. On the thumbnail, you will see a small red rectangle showing you which part of the large image is visible in the Document Pane. Move your mouse cursor over any of the four edges of the small red rectangle. The cursor will change to a "hand" icon. Now hold down the left button on your mouse and drag the red rectangle around the thumbnail. The image in the Document Pane will move accordingly.

3.

Recommended Settings for Printing

All of the pages in this PDF, except Pages 24 and 45, will print normally in either colour or black-and-white using an ordinary home printer. As for Pages 24 and 45, these are the two large views of the poster. Don't try to print either of these two pages. Instead, to print the entire image you see on Page 24, print Pages 26 through 43. To print the entire image you see on Page 45, print Pages 47 through 86.

Here's how to set up your printer:

1. Open the print window by clicking on "File" in the Acrobat Reader menu, then "Print." Or just use your keyboard: Ctrl-p.
2. In the print window, in the "Page Handling" section, set "Print Scaling" to "None."
3. Also in the "Page Handling" section, check "Auto-Rotate and Center." Do not check the other box.

These print settings are good for this entire e-book (except, of course, Pages 24 and 45).

4. Wall Chart or Chord Book (It's Both)

You can print out the full *Complete Keyboard Chord Poster* in sections on ordinary 8½" by 11" paper, then three-hole punch the pages. Then you can put the pages in a small binder and use it as a "complete keyboard chord book." Each page has a "mini-map" at the top, showing you its poster location, much like the pages of a map book or road atlas. Here's an example of a mini-map at the top of the Page 29, which contains the image "A4":

A1	A2	A3	A4	A5	A6
A7	A8	A9	A10	A11	A12
A13	A14	A15	A16	A17	A18

Alternatively (or in addition), you can print out the entire *Complete Keyboard Chord Poster* in sections on 8½" by 11" paper and trim off the white space around the four edges of each image on each page, using scissors or a straight-edge and paper cutter (similar to a box cutter, but smaller and lighter). You can then assemble the sections into a large wall chart (you have two sizes to choose from—see Part 5 below). A wall chart gives you access to all keyboard chords in all keys at a glance. This has some distinct advantages:

- You can keep both hands on your keyboard while learning new chords or progressions—you don't have to stop to flip through pages. This makes chord-learning faster and easier.
- By seeing all the chords logically arranged, key by key, you'll find it a lot easier to get the "big picture"—to recognize and understand musical relationships. The wall chart enables you to see, clearly and easily, how simple 3-note chords gradually extend into various types of 7th, 9th, 11th, 13th, and other chords.
- You can relate the information on the *Chord Progression Chart* (pp. 87-88) to the chords on the wall poster, enabling a better understanding of how chord progressions work.

5. Two Sizes: Size "A" (Regular) and Size "B" (Megasize)

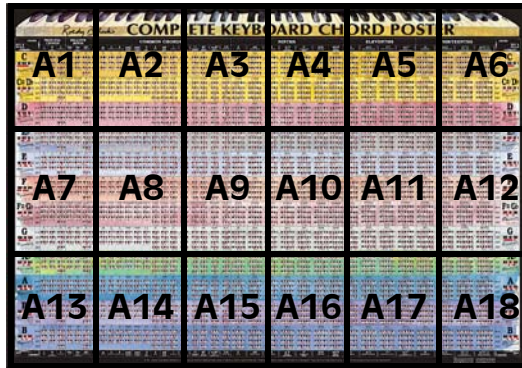
This PDF contains two sizes of the *Complete Keyboard Chord Poster*:

- **Size "A"** (Regular Size): 38" (98 cm) wide x 27" (68 cm) high.
This is the large image on Page 24, which is meant for viewing, not printing. However, you can print this entire image in sections. For printing purposes, Size "A" is divided into 18 sections (i.e., 18 pages that you can print using your home printer). The sections are labelled A1, A2, etc., up to A18.
- **Size "B"** (Megasize): 58" (146 cm) wide x 40" (102 cm) high.
This is the large image on Page 45, which is meant for viewing, not printing. However, you can print this entire image in sections. For printing purposes, Size "B" is divided into 40 sections (i.e., 40 pages that you can print with your home printer). The sections are labelled B1, B2, etc., up to B40.

Here is how the two sizes compare to each other, and where each section is located on each poster size. You may wish to print out the next page as an "overview map" of all the sections of both poster sizes.

Size "A" (Regular Size, Pages 26 to 43)


38" (98 cm) wide



27"
(68
cm)
high

Size "B" (Megasize, Pages 47 to 86)

58" (146 cm) wide



40"
(102
cm)
high

6. Deluxe Edition: The Ultra-High-Resolution Laminated Print

You'll find that the images in this PDF are clear, but not razor sharp. That's because a PDF with ultra-high-resolution images would be humongous in size (hundreds of megabytes). This would have several practical disadvantages:

- Problems with downloading
- Problems with viewing—unreasonable amount of time required to open each page
- Problems with printing—unreasonable amount of time required to print each image

You will find that the image resolutions (especially the Size "B" images) in this PDF are clear enough for all practical purposes. The chord diagrams are easily readable.

However, if you would like to get an ultra-high-resolution laminated print of the *Complete Keyboard Chord Poster* (Size "A", suitable for framing, ISBN 1-897311-20-6), you can order a copy by phone, online, fax, or mail. Click on this link for the order page:

www.completechords.com/Pages_Pathway_Order_Forms/Order_Page.htm

Because of the high cost of production and shipping, the ultra-high-resolution laminated print of the *Complete Keyboard Chord Poster* is significantly more expensive than the paid PDF version (the one without the watermarks), ISBN 1-897311-22-2, which is available at:

www.howmusicreallyworks.com/Downloads.html

7.

About the *Complete Keyboard Chord Poster*

The *Complete Keyboard Chord Poster* shows the fingering positions of every keyboard chord, including the inversions. Players at all levels, from beginner to advanced, can take advantage of this chart's unique features.

- ***Beginners***—The chart shows chord diagrams for all the simple, basic chords in all major and minor keys. The poster also includes major scales for each key (left and right margins).
- ***Intermediate-level players***—As you move from left to right across the poster, chords become progressively more “advanced.” This makes it easy for you to learn new, unusual chords and chord inversions *at your own pace*, without losing track of your progress. Color bands make it easy to identify each key, and to quickly transpose the chords of a song from any key to any other key.
- ***Advanced players***—Even the most expert players usually don't have *all* chords in *all* keys memorized. The right side of the *Complete Keyboard Chord Poster* shows the fingering positions of extended jazz chords such as 11ths and 13ths, organized so that you can find any chord fingering position in any key at a glance.

Colour Bands Identify the Keys

All chords and chord progressions in the same key appear in the same horizontal colour band. For example, all chords in the key of F are located in the orange band; all chords in the key of A \flat are located in the green band.

Apart from the utility of clear key-identification, the rainbow-like arrangement of the colour bands makes for a pleasing visual effect.

30 Basic Chord Types, Plus Numerous “Altered” Chord Types

The *Complete Keyboard Chord Poster* shows the root position, 1st inversion, 2nd inversion, and 3rd inversion for each of 30 basic chord types in each key. The chords are arranged in logical order across the

poster. The simplest chords are on the left side. The jazziest (extended) chords are on the right side.

Here's a list of the 30 basic chord types:

- Major
- Minor
- Diminished
- Augmented
- Suspended 2nd
- Suspended 4th
- Flat 5th
- 6th
- Minor 6th
- Dominant 7th
- Minor 7th
- Diminished 7th
- Major 7th
- Minor, Major 7th
- 7/6
- 9th
- Minor 9th
- Flat 9th
- Minor, Flat 9th
- Augmented 9th
- 9/6
- Minor 9/6
- 11th
- Minor 11th
- Augmented 11th
- Minor, Augmented 11th
- 13th
- Minor 13th
- 13th, Augmented 11th
- Minor 13th, Augmented 11th

In addition, the *Complete Keyboard Chord Poster* shows how you can **alter** most 7th, 9th, 11th, and 13th chords, or any of their inversions, without doubling any notes, to create a broad spectrum of variants for these chords. A column labelled “**ALT**” just to the right of each “alterable” chord type shows you which notes you may substitute in these chords to create “altered” variant chords without doubling any notes in either the original chord or its altered variants.

That means, using nothing but the *Complete Keyboard Chord Poster*, you can play about **8,800 completely unique chords** on any keyboard.

For example, you may substitute one or more of the following notes to create these unique and interesting altered chords:

- Major 2nd or perfect 4th in place of a major 3rd, to create suspended 2nd or 4th alterations of 7th or 9th chords.
- Diminished or augmented 5th in place of a perfect 5th, to create diminished or augmented alterations of 7th, 9th, 11th, or 13th chords.
- Major seventh in place of a dominant 7th to create major 7th alterations of 9th, 11th, and 13th chords.
- Flat 9th or augmented 9th in place of a 9th, to create flatted or augmented 9th alterations of 11th and 13th chords.

You can use more than one alteration in a single chord. That means you can play dozens of completely unique variants of a *single basic*

chord (e.g., C7 or F9, or any of their inversions) without doubling any notes in any of the altered chords.

And, you can do it *without knowing how to read a note of music*, yet still be able to identify every chord by its correct name, so that you can return to it later, or incorporate it in a lead sheet for a song, etc.

Major and Minor Chord Progressions

On the left side of the *Complete Keyboard Chord Poster* is a special section called “Principal Chords/Relative Minor.” This section shows you the 6 fundamental chord types that make up the basic major and minor chord progressions in each key. For example, in the key of C, these 6 chords (each of which can be played in root position or as an inversion) are:

- C Major (Major Tonic, or I-chord)
- F Major (Major Subdominant, or IV-chord)
- G7 (Dominant Seventh, or V7-chord)
- A Minor (Minor Tonic, or VI_m-chord)
- D Minor (Minor Subdominant, or II_m-chord)
- E7 (Dominant Seventh, or III7-chord)

This section is especially useful when writing songs and working out chord progressions. Also, you can use it to transpose the chords of a song from one key to another key at a glance (see below).

These chords are the chords that make up the harmonic scales on the *Chord Progression Chart* (see pp. 87-88).

For complete information on chord progressions and how they work, consult *How Music REALLY Works!*, 2nd Edition (available at www.howmusicreallyworks.com).

Chord Transposing

Suppose the chords of a given song are in the key of D. The chords might be, for example:

D, B_m, F#7, D_m7, and A7.

How can you quickly find the equivalent chords in a different key, for example, the key of G? And how do you finger the chords in the new key?

Here's how, using the *Complete Keyboard Chord Poster*. The red horizontal bar contains all the chords for the key of D. The grey horizontal bar contains all the chords for the key of G. So, wherever any chord appears in the red bar, just play whichever chord appears in the *same column* in the grey bar.

Here's the original chord sequence in the key of D, followed by transposed chords in the key of G:

- Chords in Original Key (Key of D, red bar):

D, Bm, F#7, Dm7, A7

- Chords in Transposed Key (Key of G, grey bar):

G, Em, B7, Gm7, D7

You don't have to do any mental calculations to transpose the chords from one key to another. Just look at the colour bar corresponding to the key you want to transpose to. Then play whichever chords appear in the *same columns* as the chords in the colour bar of your original key. That's all there is to it.

Major Scales in the Left and Right Margins

The left and right margins of the chart incorporate diagrams of all 12 major diatonic scales. Each scale diagram shows the name of each note within the scale.

However, the *Complete Keyboard Chord Poster* is not nearly as useful for scales as the *Guitar & Keyboard Scales Poster*. See p. 7 for details.

Twins: The *Complete Keyboard Chord Poster* and the *Complete Guitar Chord Poster*

Although you play keyboard, you may be interested in learning guitar chords and scales. The *Complete Guitar Chord Poster* is the twin of the *Complete Keyboard Chord Poster*. The two charts match each other in content, size, colour, and layout. So, if you play one instrument, you can learn to play the same chords on the other, using the twin chart for the other instrument. See p. 89 for more information.

8.

How to Get the Most from the *Complete Keyboard Chord Poster*

The *Complete Keyboard Chord Poster* is a companion to the book, *How Music REALLY Works!: The Essential Handbook for Songwriters, Performers, and Music Students, 2nd Edition*, by Wayne Chase (ISBN 1-897311-55-9, print; or ISBN 1-897311-56-7, PDF).

If you want to understand everything on the *Complete Keyboard Chord Poster*, consult the following chapters of *How Music REALLY Works!*, 2nd Edition:

- Chapter 4 on scales
- Chapter 5 on keys and modes
- Chapter 6 on chords and chord progressions
- Chapter 9 on integrating melody with chords

9.

How Music REALLY Works!

If you don't yet have a copy of *How Music REALLY Works!*, 2nd Edition, you can preview the first 6 full chapters for free at this website:

www.howmusicreallyworks.com

For Performers, Students, and Instructors

Most aspiring professional musicians and instructors can sing or play an instrument with considerable proficiency. **But they don't understand much about how music itself really works.**

If you want to get ahead as a musician and/or instructor, then singing or playing an instrument expertly is not enough.

If you aim to make a living (or at least part of your living) in music as a performer and/or instructor, you'll do a lot better if you understand the important aspects of how music works. For example:

- What separates a brilliant melody from an ordinary one?
- How do great chord progressions work?
- What makes a lyric emotionally powerful?
- How is it possible to create a unique, original, signature sound and style?

All of these topics, and a lot more, are extensively and clearly covered in *How Music REALLY Works!*, 2nd Edition, **the world's single most useful and authoritative book for performers, songwriters, and music students.**

How Music REALLY Works!, 2nd Edition, is equally useful whether you read music or play by ear (like most performers and songwriters). You don't need to know how to read music. In fact, the book has *no music notation*—instead, everything you need to know about creating emotionally powerful music **AND lyrics** is spelled out in clear English, with hundreds of illustrations and examples.

If you don't already have it, you can purchase *How Music REALLY Works!*, 2nd Edition, in print or PDF format, from this order page (phone, online ordering, fax, or mail):

www.howmusicreallyworks.com/Pages_Ordering/Order_Page.html

For Songwriters

How Music REALLY Works!, 2nd Edition, is particularly useful for songwriters.

The sad truth is, 99.9% of songwriters **fail to rise above mediocrity**. Frankly, they're simply *clueless* about effective songwriting technique. They have no knowledge of the techniques required to write brilliant melodies, effective chord progressions, and powerful lyrics.

If you write songs as a solo artist or member of a band, you're one in a pack of millions. Anybody can write mediocre songs—which is exactly why the world's awash in second-rate, forgettable songs.

Writing *brilliant* songs takes real know-how—which is what you need if you expect to break away from the pack and get noticed.

With *How Music REALLY Works!*, 2nd Edition, you can acquire that know-how. You can quickly start learning *effective technique*: how to create brilliant tunes, brilliant chord progressions, and brilliant lyrics.

Click on this link for free access to 470 pages (6 complete chapters):

www.howmusicreallyworks.com

10. How to Read the Numbers and Symbols on the Chord Fingering Diagrams

If you're unsure of the meaning of any of the numbers and symbols on the *Complete Keyboard Chord Poster*, refer to this example:

7 SEVENTH **AL T.** (Chord type)

C7 (Name of this chord)

ROOT → C E G B^b (Scale degree of each note in this chord: 1 3 5 7)

1ST INV. → E G B^b C (Notes you can substitute in the root chord or any inversion (without doubling any other note in the chord) to create "altered" chords: sus2, sus4, ♭5, #5)

2ND INV. → G B^b C E (These are the notes you are playing in this inversion)

3RD INV. → B^b C E G (Scale degree of each note in this inversion: 7 1 3 5)

Identifies which inversion you are playing

11.

The *Complete Keyboard Chord Poster*: Full View, Size "A" (Regular Size)

The next page is the full-view Size "A" of the *Complete Keyboard Chord Poster*. Don't try to print Page 24. It is formatted for viewing, not printing. However, you *can* print the entire image on Page 24, at the same size, section by section. It requires 18 sheets of 8½" by 11" paper. To print the image on Page 24, go to Page 25.

Roedy Black's™

COMPLETE KEYBOARD CHORD POSTER™

CHORD KEY & SCALE (ON BASS STAFF)	PRINCIPAL CHORDS			RELATIVE MINOR			COMMON CHORDS														NINTHS						ELEVENTHS				THIRTEENTHS				CHORD KEY & SCALE (ON TREBLE STAFF)	
	I TONIC	IV SUB-DOMINANT	V DOMINANT	VIm TONIC	IIIm SUB-DOMINANT	III7 DOMINANT	M MAJOR	m MINOR	O DIMINISHED	+ AUGMENTED	sus2 SUSPENDED SECOND	sus4 SUSPENDED FOURTH	5 FLAT FIFTH	6 SIXTH	m6 MINOR SIXTH	7 SEVENTH	m7 MINOR SEVENTH	°7 DIMINISHED SEVENTH	M7 MAJOR SEVENTH	m.M7 MINOR MAJOR SEVENTH	7/6 SEVEN-SIX	9 NINTH	m9 MINOR NINTH	9 FLAT NINTH	m.9 MINOR FLAT NINTH	9+ AUGMENTED NINTH	9/6 NINE-SIX	m9/6 MINOR NINE-SIX	11 ELEVENTH	m11 MINOR ELEVENTH	11+ AUGMENTED ELEVENTH	m11+ MINOR AUGMENTED ELEVENTH	13 THIRTEENTH	m13 MINOR THIRTEENTH		13°11 THIRTEENTH AUGMENTED ELEVENTH
C	C	F	G7	Am	Dm	E7	C	Cm	Co	C+	Csus2	Csus4	C5	C6	Cm6	C7	Cm7	C°7	CM7	Cm.M7	C7/6	C9	Cm9	C9	Cm9	C9+	C9/6	Cm9/6	C11	Cm11	C11+	Cm11+	C13	Cm13	C13°11	Cm13°11
C#/Db	C#/D#	F#/G#	G7#/9	A#/B#	D#/E#	F7	C#/D#	Cm#/D#	Co#/D#	C#+	C#sus2	C#sus4	C#5	C#6	C#m6	C#7	C#m7	C#°7	CM#7	C#m.M7	C#7/6	C#9	C#m9	C#9	C#m9	C#9+	C#9/6	C#m9/6	C#11	C#m11	C#11+	C#m11+	C#13	C#m13	C#13°11	C#m13°11
D	D	G	A7	Bm	F#m	E7	D	Dm	Do	D+	Dasus2	Dasus4	D5	D6	Dm6	D7	Dm7	D°7	DM7	Dm.M7	D7/6	D9	Dm9	D9	Dm9	D9+	D9/6	Dm9/6	D11	Dm11	D11+	Dm11+	D13	Dm13	D13°11	Dm13°11
Eb	E♭	A♭	B7	Cm	Fm	G7	E♭	E♭m	E♭o	E♭+	E♭sus2	E♭sus4	E♭5	E♭6	E♭m6	E♭7	E♭m7	E♭°7	EM7	E♭m.M7	E♭7/6	E♭9	E♭m9	E♭9	E♭m9	E♭9+	E♭9/6	E♭m9/6	E♭11	E♭m11	E♭11+	E♭m11+	E♭13	E♭m13	E♭13°11	E♭m13°11
E	E	A	B7	Cm	Fm	G7	E	Em	Eo	E+	Esus2	Esus4	E5	E6	Em6	E7	Em7	E°7	EM7	Em.M7	E7/6	E9	Em9	E9	Em9	E9+	E9/6	Em9/6	E11	Em11	E11+	Em11+	E13	Em13	E13°11	Em13°11
F	F	B♭	C7	Dm	Gm	A7	F	Fm	Fo	F+	Fsus2	Fsus4	F5	F6	Fm6	F7	Fm7	F°7	FM7	Fm.M7	F7/6	F9	Fm9	F9	Fm9	F9+	F9/6	Fm9/6	F11	Fm11	F11+	Fm11+	F13	Fm13	F13°11	Fm13°11
F#/Gb	F#/G#	B#/C#	C7#/9	D#/E#	G#/A#	A7	F#/G#	F#m/G#	F#o/G#	F#+/G#	F#sus2/G#	F#sus4/G#	F#5/G#	F#6/G#	F#m6/G#	F#7/G#	F#m7/G#	F#°7/G#	FM#7	F#m.M7	F#7/6/G#	F#9/G#	F#m9/G#	F#9/G#	F#m9/G#	F#9+/G#	F#9/6/G#	F#m9/6/G#	F#11/G#	F#m11/G#	F#11+/G#	F#m11+/G#	F#13/G#	F#m13/G#	F#13°11/G#	F#m13°11/G#
G	G	C	D7	Em	Am	A7	G	Gm	Go	G+	Gsus2	Gsus4	G5	G6	Gm6	G7	Gm7	G°7	GM7	Gm.M7	G7/6	G9	Gm9	G9	Gm9	G9+	G9/6	Gm9/6	G11	Gm11	G11+	Gm11+	G13	Gm13	G13°11	Gm13°11
Ab	A♭	D♭	E7	Fm	B♭m	C7	A♭	A♭m	A♭o	A♭+	A♭sus2	A♭sus4	A♭5	A♭6	A♭m6	A♭7	A♭m7	A♭°7	AM7	A♭m.M7	A♭7/6	A♭9	A♭m9	A♭9	A♭m9	A♭9+	A♭9/6	A♭m9/6	A♭11	A♭m11	A♭11+	A♭m11+	A♭13	A♭m13	A♭13°11	A♭m13°11
A	A	D	E7	Fm	Bm	C7	A	Am	Ao	A+	Asus2	Asus4	A5	A6	Am6	A7	Am7	A°7	AM7	Am.M7	A7/6	A9	Am9	A9	Am9	A9+	A9/6	Am9/6	A11	Am11	A11+	Am11+	A13	Am13	A13°11	Am13°11
Bb	B♭	E♭	F7	Gm	Cm	D7	B♭	B♭m	B♭o	B♭+	B♭sus2	B♭sus4	B♭5	B♭6	B♭m6	B♭7	B♭m7	B♭°7	BM7	B♭m.M7	B♭7/6	B♭9	B♭m9	B♭9	B♭m9	B♭9+	B♭9/6	B♭m9/6	B♭11	B♭m11	B♭11+	B♭m11+	B♭13	B♭m13	B♭13°11	B♭m13°11
B	B	E	F7	Gm	Cm	D7	B	Bm	Bo	B+	Bsus2	Bsus4	B5	B6	Bm6	B7	Bm7	B°7	BM7	Bm.M7	B7/6	B9	Bm9	B9	Bm9	B9+	B9/6	Bm9/6	B11	Bm11	B11+	Bm11+	B13	Bm13	B13°11	Bm13°11

12. **The *Complete Keyboard Chord Poster*: Section-by-Section, Size "A" (Regular Size)**

The next 18 pages (pp. 26 to 43) contain the entire Size "A" poster (the image on Page 24), one page at a time. Have a look at some of the next 18 pages before you print out the whole thing.

When you're ready to print, click on "File," then "Print" to bring up the print screen. In the "Print Range" section, select "Pages from" and enter the page numbers 26 to 26, to print the first page as a test. Make sure "Print Scaling" says "None," and "Auto-Rotate and Scaling" has a check mark.

Then click "OK."

The first section, section "A1" should print.

If you're satisfied with it and you want to print the other 17 sections, change the numbers in "Pages from" to 27 to 43.

A Companion to *How Music REALLY Works!*, 2nd Edition, by Wayne Chase

This is SIZE "A" (regular size): 38" (98 cm) wide x 27" (68 cm) high.

A1



CHORD KEY & SCALE (ON BASS STAFF)	PRINCIPAL CHORDS			RELATIVE MINOR				
	I TONIC	IV SUB-DOMINANT	V DOMINANT	VI ^m TONIC	II ^m SUB-DOMINANT	III ⁷ DOMINANT		
C C D E F G A B C 1 2 3 4 5 6 7 8 9 10 11 12 13	ROOT	C ^I C E G 1 3 5	F ^{IV} F A C 1 3 5	G7 ^{V7} G B D F 1 3 5 7	Am ^{VI^m} A C E 1 3 5	Dm ^{II^m} D F A 1 3 5	E7 ^{III⁷} E G B D 1 3 5 7	
	1ST INV.	 E G C 3 5 1	 F A C 1 3 5	 G B D F 1 3 5 7	 C E A 1 3 5	 D F A 1 3 5	 E G B D 1 3 5 7	
	2ND INV.	 E G C 3 5 1	 A C F 3 5 1	 B D F G 3 5 7 1	 C E A 1 3 5	 F A D 3 5 1	 D F A 1 3 5	 G B D E 3 5 7 1
	3RD INV.	 G C E 5 1 3	 C F A 5 1 3	 D F G B 5 7 1 3	 E A C 5 1 3	 A D F 5 1 3	 B D E G 5 7 1 3	 D E G B 5 7 1 3
C# / Db D# E F# G# A# B# C# 1 2 3 4 5 6 7 8 9 10 11 12 13	ROOT	C# / Db ^I C# F# A# 1 3 5	F# / Gb ^{IV} F# A# C# 1 3 5	G# / A7 ^{V7} G# A# C# F# 1 3 5 7	A# / Bbm ^{VI^m} A# C# E# 1 3 5	D# / Ebm ^{II^m} D# F# A# 1 3 5	F7 ^{III⁷} F A C D# 1 3 5 7	
	1ST INV.	 D# F# A# 1 3 5	 F# A# C# 1 3 5	 G# A# C# F# 1 3 5 7	 A# C# E# 1 3 5	 D# F# A# 1 3 5	 F A C D# 1 3 5 7	
	2ND INV.	 F# A# C# 3 5 1	 F# A# C# 3 5 1	 A# C# F# G# 3 5 7 1	 A# C# E# 3 5 1	 D# F# A# 3 5 1	 A C D# F 3 5 7 1	
	3RD INV.	 C# F# A# 5 1 3	 C# F# A# 5 1 3	 A# C# F# G# 5 7 1 3	 A# C# E# 5 1 3	 D# F# A# 5 1 3	 C D# F A 5 7 1 3	
D D E F# G A B C# 1 2 3 4 5 6 7 8 9 10 11 12 13	ROOT	D ^I D F# A 1 3 5	G ^{IV} G B D 1 3 5	A7 ^{V7} A C# E G 1 3 5 7	Bm ^{VI^m} B D F 1 3 5	Em ^{II^m} E G B 1 3 5	F#7 ^{III⁷} F# A C# E 1 3 5 7	
	1ST INV.	 D F# A 1 3 5	 G B D 1 3 5	 A C# E G 1 3 5 7	 B D F 1 3 5	 E G B 1 3 5	 F# A C# E 1 3 5 7	
	2ND INV.	 F# A D 3 5 1	 B D G 3 5 1	 A C# E G 3 5 7 1	 D F B 3 5 1	 E G B 3 5 1	 A C# E F# 3 5 7 1	
	3RD INV.	 A D F# 5 1 3	 D G B 5 1 3	 A C# E G 5 7 1 3	 F B D 5 1 3	 E G B 5 1 3	 E F# A C# 5 7 1 3	

A1	A2	A3	A4	A5	A6
A7	A8	A9	A10	A11	A12
A13	A14	A15	A16	A17	A18

A Companion to *How Music REALLY Works!*, 2nd Edition, by Wayne Chase

This is SIZE "A" (regular size): 38" (98 cm) wide x 27" (68 cm) high.

A2



COMMON CHORDS

M MAJOR	m MINOR	o DIMINISHED	+	sus2 SUSPENDED SECOND	sus4 SUSPENDED FOURTH	-5 FLAT FIFTH	6 SIXTH	m6 MINOR SIXTH	7 SEVENTH	A L T.
C C E G 1 3 5 C E G 1 3 5 G C E 5 1 3	Cm C B B G 1 3 5 C B B G 1 3 5 G C B 5 1 3	C° C B B G 1 3 5 C B B G 1 3 5 G C B 5 1 3	C+ C E G# 1 3 5 C E G# 1 3 5 G# C E 5 1 3	Csus2 C D G 1 2 5 C D G 1 2 5 D G C 2 5 1	Csus4 C F G 1 4 5 C F G 1 4 5 F G C 4 5 1	C-5 C E B 1 3 5 C E B 1 3 5 B C E 5 1 3	C6 C E G A 1 3 5 6 C E G A 1 3 5 6 G A C E 5 6 1 3	Cm6 C B B G A 1 3 5 6 C B B G A 1 3 5 6 G A C B 5 6 1 3	C7 C E G B 1 3 5 7 C E G B 1 3 5 7 G B C E 5 7 1 3	
C#/D♭ C# F A 1 3 5 C# F A 1 3 5 F A C# 5 1 3	C#/D♭m C# B A 1 3 5 C# B A 1 3 5 A B C# 5 1 3	C#/D♭° C# B A 1 3 5 C# B A 1 3 5 A B C# 5 1 3	C#/D♭+ C# F A 1 3 5 C# F A 1 3 5 F A C# 5 1 3	C#/D♭sus2 C# D F A 1 2 5 C# D F A 1 2 5 D F A C# 2 5 1	C#/D♭sus4 C# F A 1 4 5 C# F A 1 4 5 F A C# 4 5 1	C#/D♭-5 C# E A 1 3 5 C# E A 1 3 5 A C# E 5 1 3	C#/D♭6 C# E G A 1 3 5 6 C# E G A 1 3 5 6 G A C# E 5 6 1 3	C#/D♭m6 C# B A G 1 3 5 6 C# B A G 1 3 5 6 G A C# B 5 6 1 3	C#/D♭7 C# E G B 1 3 5 7 C# E G B 1 3 5 7 G B C# E 5 7 1 3	
D D F# A 1 3 5 D F# A 1 3 5 F# A D 5 1 3	Dm D F A 1 3 5 D F A 1 3 5 F A D 5 1 3	D° D F A 1 3 5 D F A 1 3 5 F A D 5 1 3	D+ D F# A# 1 3 5 D F# A# 1 3 5 F# A# D 5 1 3	Dsus2 D F A 1 2 5 D F A 1 2 5 F A D 2 5 1	Dsus4 D G A 1 4 5 D G A 1 4 5 G A D 4 5 1	D-5 D F# A 1 3 5 D F# A 1 3 5 A D F# 5 1 3	D6 D F# A B 1 3 5 6 D F# A B 1 3 5 6 F# A B D 5 6 1 3	Dm6 D F A B 1 3 5 6 D F A B 1 3 5 6 F A B D 5 6 1 3	D7 D F# A G 1 3 5 7 D F# A G 1 3 5 7 F# A G D 5 7 1 3	



S

m7 MINOR SEVENTH	A.L.T.	°7 DIMINISHED SEVENTH	M7 MAJOR SEVENTH	A.L.T.	m,M7 MINOR, MAJOR 7TH	A.L.T.	7/6 SEVEN-SIX	9 NINTH	A.L.T.	m9 MINOR NINTH	A.L.T.
Cm7 C E G B ^b 1 3 5 7		C°7 C E G A 1 3 5 6	CM7 C E G B 1 3 5 7		Cm,M7 C E G B 1 3 5 7		C7/6 C E G A B 1 3 5 6 7		C9 C E G B ^b D 1 3 5 7 9		Cm9 C E G B ^b D 1 3 5 7 9
C[#]/D^bm7 C [#] E G A ^b 1 3 5 7		C[#]/D^b°7 C [#] E G A ^b 1 3 5 6	C[#]/D^bM7 C [#] E G A ^b 1 3 5 7		C[#]/D^bm,M7 C [#] E G A ^b 1 3 5 7		C[#]/D^b7/6 C [#] E G A ^b B 1 3 5 6 7		C[#]/D^b9 C [#] E G A ^b B ^b 1 3 5 7 9		C[#]/D^bm9 C [#] E G A ^b B ^b 1 3 5 7 9
Dm7 D F A C 1 3 5 7		D°7 D F A B 1 3 5 6	DM7 D F A C [#] 1 3 5 7		Dm,M7 D F A C [#] 1 3 5 7		D7/6 D F A B C 1 3 5 6 7		D9 D F A C E 1 3 5 7 9		Dm9 D F A C E 1 3 5 7 9

A1	A2	A3	A4	A5	A6
A7	A8	A9	A10	A11	A12
A13	A14	A15	A16	A17	A18



NINTHS

-9 FLAT NINTH	ALT. m-9 MINOR, FLAT NINTH	ALT. 9+ AUGMENTED NINTH	ALT. 9/6 NINE-SIX	m9/6 MINOR NINE-SIX
C⁻⁹ C E G B ^b D ^b 1 3 5 7 ^b 9 ^b 	Cm⁻⁹ C E ^b G B ^b D ^b 1 3 ^b 5 7 ^b 9 ^b 	C9⁺ C E G B ^b D ^b 1 3 5 7 ^b 9 ^b 	C9/6 C E G A D 1 3 5 6 9 	Cm9/6 C E ^b G A D 1 3 ^b 5 6 9
C[#]/D^b-9 C [#] F ^b A ^b B ^b D ^b 1 3 5 7 ^b 9 ^b 	C[#]/D^bm⁻⁹ C [#] F ^b A ^b B ^b D ^b 1 3 5 7 ^b 9 ^b 	C[#]/D^b9⁺ C [#] F ^b A ^b B ^b D ^b 1 3 5 7 ^b 9 ^b 	C[#]/D^b9/6 C [#] F ^b A ^b B ^b D ^b 1 3 5 6 9 	C[#]/D^bm9/6 C [#] F ^b A ^b B ^b D ^b 1 3 5 6 9
D⁻⁹ D F A C E ^b 1 3 5 7 ^b 9 ^b 	Dm⁻⁹ D F A C E ^b 1 3 5 7 ^b 9 ^b 	D9⁺ D F A C E ^b 1 3 5 7 ^b 9 ^b 	D9/6 D F A B E 1 3 5 6 9 	Dm9/6 D F A B E 1 3 5 6 9



ELEVENTHS

11 ELEVENTH	ALT.	m11 MINOR ELEVENTH	ALT.	11+ AUGMENTED ELEVENTH	ALT.	m11+ MINOR AUGMENTED ELEVENTH	ALT.	13 THIRTEENTH	ALT.
----------------	------	-----------------------	------	---------------------------	------	-------------------------------------	------	------------------	------

C11 C E G B ^b D F 1 3 5 7 9 11 	Cm11 C E ^b G B ^b D F 1 3 5 7 9 11 	C11+ C E G B ^b D F [#] 1 3 5 7 9 11 	Cm11+ C E ^b G B ^b D F [#] 1 3 5 7 9 11 	C13 C E G B ^b D F A 1 3 5 7 9 11 13
--	--	--	--	---

C[#]/D^b11 C [#] E ^b G ^b B ^b D ^b F [#] 1 3 5 7 9 11 	C[#]/D^bm11 C [#] E ^b G ^b B ^b D ^b F [#] 1 3 5 7 9 11 	C[#]/D^b11+ C [#] E ^b G ^b B ^b D ^b F [#] 1 3 5 7 9 11 	C[#]/D^bm11+ C [#] E ^b G ^b B ^b D ^b F [#] 1 3 5 7 9 11 	C[#]/D^b13 C [#] E ^b G ^b B ^b D ^b F [#] A [#] 1 3 5 7 9 11 13
---	--	--	---	---

D11 D F [#] A C E G 1 3 5 7 9 11 	Dm11 D F A C E G 1 3 5 7 9 11 	D11+ D F [#] A C E G [#] 1 3 5 7 9 11 	Dm11+ D F A C E G [#] 1 3 5 7 9 11 	D13 D F [#] A C E G B 1 3 5 7 9 11 13
--	--	--	--	---

A Companion to *How Music REALLY Works!*, 2nd Edition, by Wayne Chase

This is SIZE "A" (regular size): 38" (98 cm) wide x 27" (68 cm) high.

A6

A1	A2	A3	A4	A5	A6
A7	A8	A9	A10	A11	A12
A13	A14	A15	A16	A17	A18



ER™

THIRTEENTHS

CHORD

KEY & SCALE

(ON TREBLE STAFF)

m13
MINOR THIRTEENTH

13#11
THIRTEENTH,
AUGMENTED ELEVENTH

m13#11
MINOR THIRTEENTH,
AUGMENTED ELEVENTH

Cm13
C F C B D F A
1 9 5 17 9 11 13

C13#11
C E G B D F A
1 3 5 17 9 11 13

Cm13#11
C E G B D F A
1 9 5 17 9 11 13

C

ROOT

1ST INV.

2ND INV.

3RD INV.

C#°/Dm13
C# F A C B D F A
1 9 5 17 9 11 13

C#°/D13#11
C# F A C B D F A
1 3 5 17 9 11 13

C#°/Dm13#11
C# F A C B D F A
1 9 5 17 9 11 13

C#°/D

ROOT

1ST INV.

2ND INV.

3RD INV.

Dm13
D F A C E G B
1 9 5 17 9 11 13

D13#11
D F A C E G B
1 3 5 17 9 11 13

Dm13#11
D F A C E G B
1 9 5 17 9 11 13

D

ROOT

1ST INV.

2ND INV.

3RD INV.

A7

A1	A2	A3	A4	A5	A6
A7	A8	A9	A10	A11	A12
A13	A14	A15	A16	A17	A18

<h2>E^b</h2> <p>F 1 2 3 4 5 6 7 8 1 9 11 13</p>	<p>ROOT →</p>	<p>E^b I</p>	<p>A^b IV</p>	<p>B^b7 V7</p>	<p>Cm VIm</p>	<p>Fm IIIm</p>	<p>G7 III7</p>	
	<p>1ST INV. →</p>	<p>1ST INV. →</p>	<p>1ST INV. →</p>	<p>1ST INV. →</p>	<p>1ST INV. →</p>	<p>1ST INV. →</p>	<p>1ST INV. →</p>	<p>1ST INV. →</p>
	<p>2ND INV. →</p>	<p>2ND INV. →</p>	<p>2ND INV. →</p>	<p>2ND INV. →</p>	<p>2ND INV. →</p>	<p>2ND INV. →</p>	<p>2ND INV. →</p>	<p>2ND INV. →</p>
	<p>3RD INV. →</p>	<p>3RD INV. →</p>	<p>3RD INV. →</p>	<p>3RD INV. →</p>	<p>3RD INV. →</p>	<p>3RD INV. →</p>	<p>3RD INV. →</p>	<p>3RD INV. →</p>
<h2>E</h2> <p>F 1 2 3 4 5 6 7 8 9 11 13</p>	<p>ROOT →</p>	<p>E I</p>	<p>A IV</p>	<p>B7 V7</p>	<p>C[#]m VIm</p>	<p>F[#]m IIIm</p>	<p>G[#]7 III7</p>	
	<p>1ST INV. →</p>	<p>1ST INV. →</p>	<p>1ST INV. →</p>	<p>1ST INV. →</p>	<p>1ST INV. →</p>	<p>1ST INV. →</p>	<p>1ST INV. →</p>	<p>1ST INV. →</p>
	<p>2ND INV. →</p>	<p>2ND INV. →</p>	<p>2ND INV. →</p>	<p>2ND INV. →</p>	<p>2ND INV. →</p>	<p>2ND INV. →</p>	<p>2ND INV. →</p>	<p>2ND INV. →</p>
	<p>3RD INV. →</p>	<p>3RD INV. →</p>	<p>3RD INV. →</p>	<p>3RD INV. →</p>	<p>3RD INV. →</p>	<p>3RD INV. →</p>	<p>3RD INV. →</p>	<p>3RD INV. →</p>
<h2>F</h2> <p>F 1 2 3 4 5 6 7 8 9 11 13</p>	<p>ROOT →</p>	<p>F I</p>	<p>B^b IV</p>	<p>C7 V7</p>	<p>Dm VIm</p>	<p>Gm IIIm</p>	<p>A7 III7</p>	
	<p>1ST INV. →</p>	<p>1ST INV. →</p>	<p>1ST INV. →</p>	<p>1ST INV. →</p>	<p>1ST INV. →</p>	<p>1ST INV. →</p>	<p>1ST INV. →</p>	<p>1ST INV. →</p>
	<p>2ND INV. →</p>	<p>2ND INV. →</p>	<p>2ND INV. →</p>	<p>2ND INV. →</p>	<p>2ND INV. →</p>	<p>2ND INV. →</p>	<p>2ND INV. →</p>	<p>2ND INV. →</p>
	<p>3RD INV. →</p>	<p>3RD INV. →</p>	<p>3RD INV. →</p>	<p>3RD INV. →</p>	<p>3RD INV. →</p>	<p>3RD INV. →</p>	<p>3RD INV. →</p>	<p>3RD INV. →</p>
<h2>F[#]/G^b</h2> <p>F 1 2 3 4 5 6 7 8 9 11 13</p>	<p>ROOT →</p>	<p>F[#]/G^b I</p>	<p>B IV</p>	<p>C[#]/D^b7 V7</p>	<p>D[#]/E^bm VIm</p>	<p>G[#]/A^bm IIIm</p>	<p>A[#]/B^b7 III7</p>	
	<p>1ST INV. →</p>	<p>1ST INV. →</p>	<p>1ST INV. →</p>	<p>1ST INV. →</p>	<p>1ST INV. →</p>	<p>1ST INV. →</p>	<p>1ST INV. →</p>	<p>1ST INV. →</p>
	<p>2ND INV. →</p>	<p>2ND INV. →</p>	<p>2ND INV. →</p>	<p>2ND INV. →</p>	<p>2ND INV. →</p>	<p>2ND INV. →</p>	<p>2ND INV. →</p>	<p>2ND INV. →</p>
	<p>3RD INV. →</p>	<p>3RD INV. →</p>	<p>3RD INV. →</p>	<p>3RD INV. →</p>	<p>3RD INV. →</p>	<p>3RD INV. →</p>	<p>3RD INV. →</p>	<p>3RD INV. →</p>
<h2>G</h2> <p>F 1 2 3 4 5 6 7 8 9 11 13</p>	<p>ROOT →</p>	<p>G I</p>	<p>C IV</p>	<p>D7 V7</p>	<p>Em VIm</p>	<p>Am IIIm</p>	<p>B7 III7</p>	
	<p>1ST INV. →</p>	<p>1ST INV. →</p>	<p>1ST INV. →</p>	<p>1ST INV. →</p>	<p>1ST INV. →</p>	<p>1ST INV. →</p>	<p>1ST INV. →</p>	<p>1ST INV. →</p>
	<p>2ND INV. →</p>	<p>2ND INV. →</p>	<p>2ND INV. →</p>	<p>2ND INV. →</p>	<p>2ND INV. →</p>	<p>2ND INV. →</p>	<p>2ND INV. →</p>	<p>2ND INV. →</p>
	<p>3RD INV. →</p>	<p>3RD INV. →</p>	<p>3RD INV. →</p>	<p>3RD INV. →</p>	<p>3RD INV. →</p>	<p>3RD INV. →</p>	<p>3RD INV. →</p>	<p>3RD INV. →</p>

A1	A2	A3	A4	A5	A6
A7	A8	A9	A10	A11	A12
A13	A14	A15	A16	A17	A18

A Companion to *How Music REALLY Works!*, 2nd Edition, by Wayne Chase

This is SIZE "A" (regular size): 38" (98 cm) wide x 27" (68 cm) high.

A8

The poster displays 100 chord diagrams for section A8, arranged in a 10x10 grid. Each diagram includes a piano keyboard with red dots indicating the notes to be played, and a list of fingerings (numbers 1-5) for each hand. The chords are organized as follows:

- Row 1:** Eb, Ebm, Eb°, Eb+, Eb sus2, Eb sus4, Eb-5, Eb6, Ebm6, Eb7
- Row 2:** E, Em, E°, E+, E sus2, E sus4, E 5, E6, Em6, E7
- Row 3:** F, Fm, F°, F+, F sus2, F sus4, F 5, F6, Fm6, F7
- Row 4:** F#/Gb, F#/Gb m, F#/Gb°, F#/Gb+, F#/Gb sus2, F#/Gb sus4, F#/Gb-5, F#/Gb6, F#/Gb m6, F#/Gb7
- Row 5:** G, Gm, G°, G+, G sus2, G sus4, G-5, G6, Gm6, G7

A1	A2	A3	A4	A5	A8
A7	A8	A9	A10	A11	A12
A13	A14	A15	A16	A17	A18

The poster displays 48 chord diagrams for section A9, organized in 8 rows and 6 columns. Each diagram includes a piano keyboard with red dots for notes and numbers for fingerings. The chords are as follows:

- Row 1:** E^bm7, E^b°7, E^bM7, E^bm,M7, E^b7/6, E^b9, E^bm9
- Row 2:** Em7, E°7, EM7, Em,M7, E7/6, E9, Em9
- Row 3:** Fm7, F°7, FM7, Fm,M7, F7/6, F9, Fm9
- Row 4:** F[#]/G^m7, F[#]/G^b°7, F[#]/G^mM7, F[#]/G^m.M7, F[#]/G^b7/6, F[#]/G^b9, F[#]/G^bm9
- Row 5:** Gm7, G°7, GM7, Gm,M7, G7/6, G9, Gm9

A1	A2	A3	A4	A5	A8
A7	A8	A9	A10	A11	A12
A13	A14	A15	A18	A17	A18

A Companion to *How Music REALLY Works!*, 2nd Edition, by Wayne Chase

This is SIZE "A" (regular size): 38" (98 cm) wide x 27" (68 cm) high.

A10

<p>E^b-9</p> <p>E^b G^b B^b D^b E</p>	<p>E^bm-9</p> <p>E^b G^b B^b D^b E</p>	<p>E^b9+</p> <p>E^b G^b B^b D^b F^b</p>	<p>E^b9/6</p> <p>E^b G^b B^b C^b F</p>	<p>E^bm9/6</p> <p>E^b G^b B^b C^b F</p>
<p>E-9</p> <p>E G[#] B D F</p>	<p>Em-9</p> <p>E G B D F</p>	<p>E9+</p> <p>E G[#] B D G</p>	<p>E9/6</p> <p>E G[#] B C[#] F[#]</p>	<p>Em9/6</p> <p>E G B C[#] F[#]</p>
<p>F-9</p> <p>F A C^b D^b G</p>	<p>Fm-9</p> <p>F A C^b D^b G</p>	<p>F9+</p> <p>F A C^b E^b G</p>	<p>F9/6</p> <p>F A C^b D^b G</p>	<p>Fm9/6</p> <p>F A^b C^b D^b G</p>
<p>F[#]/G^b-9</p> <p>F[#] A[#] C^b D^b G</p>	<p>F[#]/G^bm-9</p> <p>F[#] A[#] C^b D^b G</p>	<p>F[#]/G^b9+</p> <p>F[#] A[#] C^b D^b G</p>	<p>F[#]/G^b9/6</p> <p>F[#] A[#] C^b D^b G</p>	<p>F[#]/G^bm9/6</p> <p>F[#] A[#] C^b D^b G</p>
<p>G-9</p> <p>G B D F A</p>	<p>Gm-9</p> <p>G B D F A</p>	<p>G9+</p> <p>G B D F A[#]</p>	<p>G9/6</p> <p>G B D E A</p>	<p>Gm9/6</p> <p>G B D E A</p>

A1	A2	A3	A4	A5	A6
A7	A8	A9	A10	A11	A12
A13	A14	A15	A16	A17	A18

A Companion to *How Music REALLY Works!*, 2nd Edition, by Wayne Chase

This is SIZE "A" (regular size): 38" (98 cm) wide x 27" (68 cm) high.

A11

<p>E^b11</p> <p>E^b G^b B^b D^b F A^b</p> <p>1 3 5 7 9 11</p>	<p>E^bm11</p> <p>E^b G^b A^b B^b D^b F A^b</p> <p>1 3 5 7 9 11</p>	<p>E^b11+</p> <p>E^b G^b B^b D^b F A^b</p> <p>1 3 5 7 9 11</p>	<p>E^bm11+</p> <p>E^b G^b A^b B^b D^b F A^b</p> <p>1 3 5 7 9 11</p>	<p>E^b13</p> <p>E^b G^b B^b D^b F A^b C</p> <p>1 3 5 7 9 11 13</p>
<p>E11</p> <p>E G B D F# A</p> <p>1 3 5 7 9 11</p>	<p>Em11</p> <p>E G B D F# A</p> <p>1 3 5 7 9 11</p>	<p>E11+</p> <p>E G B D F# A</p> <p>1 3 5 7 9 11</p>	<p>Em11+</p> <p>E G B D F# A</p> <p>1 3 5 7 9 11</p>	<p>E13</p> <p>E G B D F# A C</p> <p>1 3 5 7 9 11 13</p>
<p>F11</p> <p>F A C E G B</p> <p>1 3 5 7 9 11</p>	<p>Fm11</p> <p>F A C E G B</p> <p>1 3 5 7 9 11</p>	<p>F11+</p> <p>F A C E G B</p> <p>1 3 5 7 9 11</p>	<p>Fm11+</p> <p>F A C E G B</p> <p>1 3 5 7 9 11</p>	<p>F13</p> <p>F A C E G B D</p> <p>1 3 5 7 9 11 13</p>
<p>F[#]/G^b11</p> <p>F# A[#] C# E A^b G^b</p> <p>1 3 5 7 9 11</p>	<p>F[#]/G^bm11</p> <p>F# A[#] C# E A^b G^b</p> <p>1 3 5 7 9 11</p>	<p>F[#]/G^b11+</p> <p>F# A[#] C# E A^b G^b</p> <p>1 3 5 7 9 11</p>	<p>F[#]/G^bm11+</p> <p>F# A[#] C# E A^b G^b</p> <p>1 3 5 7 9 11</p>	<p>F[#]/G^b13</p> <p>F# A[#] C# E A^b G^b D</p> <p>1 3 5 7 9 11 13</p>
<p>G11</p> <p>G B D F A C</p> <p>1 3 5 7 9 11</p>	<p>Gm11</p> <p>G B D F A C</p> <p>1 3 5 7 9 11</p>	<p>G11+</p> <p>G B D F A C</p> <p>1 3 5 7 9 11</p>	<p>Gm11+</p> <p>G B D F A C</p> <p>1 3 5 7 9 11</p>	<p>G13</p> <p>G B D F A C E</p> <p>1 3 5 7 9 11 13</p>

A1	A2	A3	A4	A5	A6
A7	A8	A9	A10	A11	A12
A13	A14	A15	A16	A17	A18

A Companion to *How Music REALLY Works!*, 2nd Edition, by Wayne Chase

This is SIZE "A" (regular size): 38" (98 cm) wide x 27" (68 cm) high.

A12


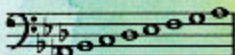












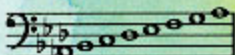

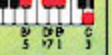










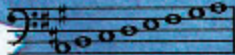











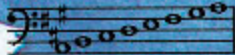






















































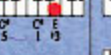







<p>E^bm13</p> <p>E^b C^b B^b D^b F A C</p> <p>1 13 5 17 9 11 13</p>	<p>E^b13#11</p> <p>E^b C^b B^b D^b F A C</p> <p>1 3 5 17 9 11 13</p>	<p>E^bm13#11</p> <p>E^b C^b B^b D^b F A C</p> <p>1 13 5 17 9 11 13</p>	<p>ROOT</p> <p>1ST INV.</p> <p>2ND INV.</p> <p>3RD INV.</p>	<p>E^b</p> <p>B F C G A^b D^b E^b</p> <p>1 2 3 4 5 6 7 8</p>
<p>Em13</p> <p>E G B D F[#] A C[#]</p> <p>1 13 5 17 9 11 13</p>	<p>E13#11</p> <p>E G B D F[#] A C[#]</p> <p>1 3 5 17 9 11 13</p>	<p>Em13#11</p> <p>E G B D F[#] A C[#]</p> <p>1 13 5 17 9 11 13</p>	<p>ROOT</p> <p>1ST INV.</p> <p>2ND INV.</p> <p>3RD INV.</p>	<p>E</p> <p>E G B D F[#] A C[#]</p> <p>1 2 3 4 5 6 7 8</p>
<p>Fm13</p> <p>F A C E G B D</p> <p>1 13 5 17 9 11 13</p>	<p>F13#11</p> <p>F A C E G B D</p> <p>1 3 5 17 9 11 13</p>	<p>Fm13#11</p> <p>F A C E G B D</p> <p>1 13 5 17 9 11 13</p>	<p>ROOT</p> <p>1ST INV.</p> <p>2ND INV.</p> <p>3RD INV.</p>	<p>F</p> <p>F A C E G B D</p> <p>1 2 3 4 5 6 7 8</p>
<p>F[#]/G^bm13</p> <p>F[#] A C[#] E G B D</p> <p>1 13 5 17 9 11 13</p>	<p>F[#]/G^b13#11</p> <p>F[#] A C[#] E G B D</p> <p>1 3 5 17 9 11 13</p>	<p>F[#]/G^bm13#11</p> <p>F[#] A C[#] E G B D</p> <p>1 13 5 17 9 11 13</p>	<p>ROOT</p> <p>1ST INV.</p> <p>2ND INV.</p> <p>3RD INV.</p>	<p>F[#]/G^b</p> <p>F[#] A C[#] E G B D</p> <p>1 2 3 4 5 6 7 8</p>
<p>Gm13</p> <p>G B D F A C E</p> <p>1 13 5 17 9 11 13</p>	<p>G13#11</p> <p>G B D F A C E</p> <p>1 3 5 17 9 11 13</p>	<p>Gm13#11</p> <p>G B D F A C E</p> <p>1 13 5 17 9 11 13</p>	<p>ROOT</p> <p>1ST INV.</p> <p>2ND INV.</p> <p>3RD INV.</p>	<p>G</p> <p>G B D F A C E</p> <p>1 2 3 4 5 6 7 8</p>

A Companion to *How Music REALLY Works!*, 2nd Edition, by Wayne Chase

This is SIZE "A" (regular size): 38" (98 cm) wide x 27" (68 cm) high.

A13

A1	A2	A3	A4	A5	A6
A7	A8	A9	A10	A11	A12
A13	A14	A15	A16	A17	A18

<h1>A^b</h1>   <p>A^b C^b D^b E^b F^b G^b A^b 1 2 3 4 5 6 7 8 9 10 11 12 13</p>	A^b I  ROOT A ^b C ^b E ^b 1 3 5	D^b IV  D ^b F ^b A ^b 1 3 5	E^b7 V7  E ^b G ^b B ^b D ^b 1 3 5 7	F^m VI^m  F ^m A ^b C ^b 1 3 5	B^m II^m  B ^m D ^b F ^b 1 3 5	C7 III7  C E G B ^b 1 3 5 7
	1ST INV.  C ^b E ^b A ^b 3 5 1	1ST INV.  F ^b A ^b D ^b 3 5 1	1ST INV.  G ^b B ^b D ^b E ^b 3 5 7 1	1ST INV.  A ^b C ^b F ^b 3 5 1	1ST INV.  D ^b F ^b B ^b 3 5 1	1ST INV.  E G B ^b C 3 5 7 1
	2ND INV.  B ^b A ^b C ^b 5 1 3	2ND INV.  A ^b D ^b F ^b 5 1 3	2ND INV.  B ^b D ^b E ^b C ^b 5 7 1 3	2ND INV.  C ^b F ^b A ^b 5 1 3	2ND INV.  F ^b B ^b D ^b 5 1 3	2ND INV.  G ^b C ^b E ^b 5 7 1 3
	3RD INV.  A ^b C ^b E ^b 1 3 5	3RD INV.  D ^b F ^b A ^b 1 3 5	3RD INV.  E ^b G ^b B ^b D ^b 1 3 5	3RD INV.  F ^m A ^b C ^b 1 3 5	3RD INV.  B ^m D ^b F ^b 1 3 5	3RD INV.  C E G B ^b 1 3 5
	A   <p>A B C D E F G A 1 2 3 4 5 6 7 8 9 10 11 12 13</p>	A I  ROOT A C E 1 3 5	D IV  D F A 1 3 5	E7 V7  E G B D 1 3 5 7	F^m VI^m  F ^m A C 1 3 5	B^m II^m  B D F 1 3 5
1ST INV.  C E A 3 5 1	1ST INV.  F A D 3 5 1	1ST INV.  G B D E 3 5 7 1	1ST INV.  A C F 3 5 1	1ST INV.  D F B 3 5 1	1ST INV.  E G B C 3 5 7 1	
2ND INV.  E A C 5 1 3	2ND INV.  A D F 5 1 3	2ND INV.  B D E G 5 7 1 3	2ND INV.  C F A 5 1 3	2ND INV.  F B D 5 1 3	2ND INV.  G B C E 5 7 1 3	
3RD INV.  A C E 1 3 5	3RD INV.  D F A 1 3 5	3RD INV.  E G B D 1 3 5	3RD INV.  F ^m A C 1 3 5	3RD INV.  B D F 1 3 5	3RD INV.  C [#] E G B 1 3 5	
<h1>B^b</h1>   <p>B^b C D E F G A B^b 1 2 3 4 5 6 7 8 9 10 11 12 13</p>	B^b I  ROOT B ^b D F 1 3 5	E^b IV  E ^b G B ^b 1 3 5	F7 V7  F A C E F 1 3 5 7	G^m VI^m  G B D 1 3 5	C^m II^m  C E G 1 3 5	D7 III7  D F A C 1 3 5 7
	1ST INV.  D F B ^b 3 5 1	1ST INV.  G B B ^b 3 5 1	1ST INV.  A C E F 3 5 7 1	1ST INV.  B D G 3 5 1	1ST INV.  E G C 3 5 1	1ST INV.  F A C D 3 5 7 1
	2ND INV.  F B ^b D 5 1 3	2ND INV.  B ^b D G 5 1 3	2ND INV.  C E F A 5 7 1 3	2ND INV.  D B D 5 1 3	2ND INV.  G C E 5 1 3	2ND INV.  A C D F 5 7 1 3
	3RD INV.  B ^b D F 1 3 5	3RD INV.  E ^b G B ^b 1 3 5	3RD INV.  F A C E 1 3 5	3RD INV.  G B D 1 3 5	3RD INV.  C E G 1 3 5	3RD INV.  D F A C 1 3 5
	<h1>B</h1>   <p>B C D E F G A B 1 2 3 4 5 6 7 8 9 10 11 12 13</p>	B I  ROOT B D F [#] 1 3 5	E IV  E G B 1 3 5	F[#]7 V7  F [#] A C E F [#] 1 3 5 7	G^{#m} VI^m  G [#] B D 1 3 5	C^{#m} II^m  C [#] E G 1 3 5
1ST INV.  D F [#] B 3 5 1		1ST INV.  G B E 3 5 1	1ST INV.  A C E F [#] 3 5 7 1	1ST INV.  B D G 3 5 1	1ST INV.  E G C 3 5 1	1ST INV.  F G A C 3 5 7 1
2ND INV.  F B D 5 1 3		2ND INV.  B E G 5 1 3	2ND INV.  C E F [#] A 5 7 1 3	2ND INV.  D B D 5 1 3	2ND INV.  G C E 5 1 3	2ND INV.  A C D F 5 7 1 3
3RD INV.  B D F [#] 1 3 5		3RD INV.  E G B 1 3 5	3RD INV.  F [#] A C E 1 3 5	3RD INV.  G [#] B D 1 3 5	3RD INV.  C [#] E G 1 3 5	3RD INV.  D [#] F G A 1 3 5

KEY CHORD	I TONIC	IV SUB-DOMINANT	V DOMINANT	VI^m TONIC	II^m SUB-DOMINANT	III7 DOMINANT

A1	A2	A3	A4	A5	A8
A7	A8	A9	A10	A11	A12
A13	A14	A15	A16	A17	A18

A Companion to *How Music REALLY Works!*, 2nd Edition, by Wayne Chase

This is SIZE "A" (regular size): 38" (98 cm) wide x 27" (68 cm) high.

A14





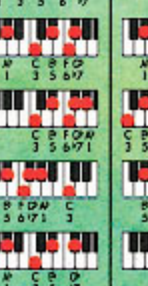




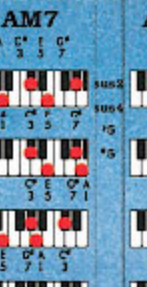

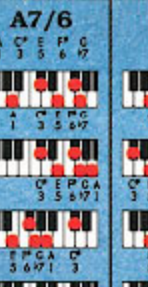
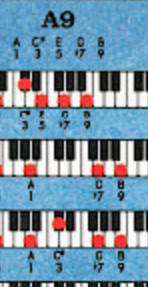








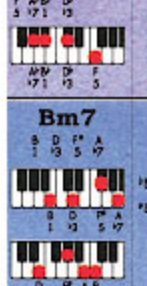

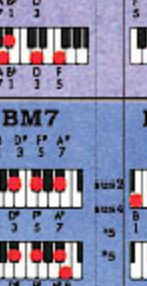
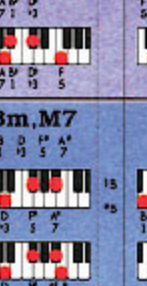
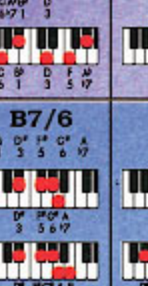


<p>A^b A^b C^b E^b 1 3 5</p> <p>A^b C^b E^b 1 3 5</p> <p>C^b E^b A^b 3 5 1</p> <p>E^b A^b C^b 5 1 3</p>	<p>A^bm A^b C^b E^b 1 3 5</p> <p>A^b C^b E^b 1 3 5</p> <p>C^b E^b A^b 3 5 1</p> <p>E^b A^b C^b 5 1 3</p>	<p>A^b° A^b C^b E^b 1 3 5</p> <p>A^b C^b E^b 1 3 5</p> <p>C^b E^b A^b 3 5 1</p> <p>E^b A^b C^b 5 1 3</p>	<p>A^b+ A^b C^b E^b 1 3 5</p> <p>A^b C^b E^b 1 3 5</p> <p>C^b E^b A^b 3 5 1</p> <p>E^b A^b C^b 5 1 3</p>	<p>A^bsus2 A^b C^b E^b 1 2 5</p> <p>A^b C^b E^b 1 2 5</p> <p>C^b E^b A^b 3 5 1</p> <p>E^b A^b C^b 5 1 3</p>	<p>A^bsus4 A^b C^b E^b 1 2 5</p> <p>A^b C^b E^b 1 2 5</p> <p>C^b E^b A^b 3 5 1</p> <p>E^b A^b C^b 5 1 3</p>	<p>A^b-5 A^b C^b E^b 1 3 5</p> <p>A^b C^b E^b 1 3 5</p> <p>C^b E^b A^b 3 5 1</p> <p>E^b A^b C^b 5 1 3</p>	<p>A^b6 A^b C^b E^b F^b 1 3 5 6</p> <p>A^b C^b E^b F^b 1 3 5 6</p> <p>C^b E^b A^b F^b 3 5 6 1</p> <p>E^b A^b C^b F^b 5 6 1 3</p> <p>F^b A^b C^b E^b 6 1 3 5</p>	<p>A^bm6 A^b C^b E^b F^b 1 3 5 6</p> <p>A^b C^b E^b F^b 1 3 5 6</p> <p>C^b E^b A^b F^b 3 5 6 1</p> <p>E^b A^b C^b F^b 5 6 1 3</p> <p>F^b A^b C^b E^b 6 1 3 5</p>	<p>A^b7 A^b C^b E^b F^b 1 3 5 7</p> <p>A^b C^b E^b F^b 1 3 5 7</p> <p>C^b E^b A^b F^b 3 5 7 1</p> <p>E^b A^b C^b F^b 5 7 1 3</p> <p>F^b A^b C^b E^b 7 1 3 5</p>	
<p>A A C E 1 3 5</p> <p>A C E 1 3 5</p> <p>C E A 3 5 1</p> <p>E A C 5 1 3</p>	<p>Am A C E 1 3 5</p> <p>A C E 1 3 5</p> <p>C E A 3 5 1</p> <p>E A C 5 1 3</p>	<p>A° A C E 1 3 5</p> <p>A C E 1 3 5</p> <p>C E A 3 5 1</p> <p>E A C 5 1 3</p>	<p>A+ A C E F 1 3 5 7</p> <p>A C E F 1 3 5 7</p> <p>C E A F 3 5 7 1</p> <p>E A C F 5 7 1 3</p>	<p>Asus2 A C E 1 2 5</p> <p>A C E 1 2 5</p> <p>C E A 3 5 1</p> <p>E A C 5 1 3</p>	<p>Asus4 A C E 1 2 5</p> <p>A C E 1 2 5</p> <p>C E A 3 5 1</p> <p>E A C 5 1 3</p>	<p>A-5 A C E 1 3 5</p> <p>A C E 1 3 5</p> <p>C E A 3 5 1</p> <p>E A C 5 1 3</p>	<p>A6 A C E F 1 3 5 6</p> <p>A C E F 1 3 5 6</p> <p>C E A F 3 5 6 1</p> <p>E A C F 5 6 1 3</p> <p>F A C E 6 1 3 5</p>	<p>Am6 A C E F 1 3 5 6</p> <p>A C E F 1 3 5 6</p> <p>C E A F 3 5 6 1</p> <p>E A C F 5 6 1 3</p> <p>F A C E 6 1 3 5</p>	<p>A7 A C E G 1 3 5 7</p> <p>A C E G 1 3 5 7</p> <p>C E A G 3 5 7 1</p> <p>E A C G 5 7 1 3</p> <p>G A C E 7 1 3 5</p>	
<p>B^b B^b D^b F^b 1 3 5</p> <p>B^b D^b F^b 1 3 5</p> <p>D^b F^b B^b 3 5 1</p> <p>F^b B^b D^b 5 1 3</p>	<p>B^bm B^b D^b F^b 1 3 5</p> <p>B^b D^b F^b 1 3 5</p> <p>D^b F^b B^b 3 5 1</p> <p>F^b B^b D^b 5 1 3</p>	<p>B^b° B^b D^b F^b 1 3 5</p> <p>B^b D^b F^b 1 3 5</p> <p>D^b F^b B^b 3 5 1</p> <p>F^b B^b D^b 5 1 3</p>	<p>B^b+ B^b D^b F^b 1 3 5</p> <p>B^b D^b F^b 1 3 5</p> <p>D^b F^b B^b 3 5 1</p> <p>F^b B^b D^b 5 1 3</p>	<p>B^bsus2 B^b D^b F^b 1 2 5</p> <p>B^b D^b F^b 1 2 5</p> <p>D^b F^b B^b 3 5 1</p> <p>F^b B^b D^b 5 1 3</p>	<p>B^bsus4 B^b D^b F^b 1 2 5</p> <p>B^b D^b F^b 1 2 5</p> <p>D^b F^b B^b 3 5 1</p> <p>F^b B^b D^b 5 1 3</p>	<p>B^b-5 B^b D^b F^b 1 3 5</p> <p>B^b D^b F^b 1 3 5</p> <p>D^b F^b B^b 3 5 1</p> <p>F^b B^b D^b 5 1 3</p>	<p>B^b6 B^b D^b F^b G^b 1 3 5 6</p> <p>B^b D^b F^b G^b 1 3 5 6</p> <p>D^b F^b B^b G^b 3 5 6 1</p> <p>F^b B^b D^b G^b 5 6 1 3</p> <p>G^b B^b D^b F^b 6 1 3 5</p>	<p>B^bm6 B^b D^b F^b G^b 1 3 5 6</p> <p>B^b D^b F^b G^b 1 3 5 6</p> <p>D^b F^b B^b G^b 3 5 6 1</p> <p>F^b B^b D^b G^b 5 6 1 3</p> <p>G^b B^b D^b F^b 6 1 3 5</p>	<p>B^b7 B^b D^b F^b G^b 1 3 5 7</p> <p>B^b D^b F^b G^b 1 3 5 7</p> <p>D^b F^b B^b G^b 3 5 7 1</p> <p>F^b B^b D^b G^b 5 7 1 3</p> <p>G^b B^b D^b F^b 7 1 3 5</p>	
<p>B B D F 1 3 5</p> <p>B D F 1 3 5</p> <p>D F B 3 5 1</p> <p>F B D 5 1 3</p>	<p>Bm B D F 1 3 5</p> <p>B D F 1 3 5</p> <p>D F B 3 5 1</p> <p>F B D 5 1 3</p>	<p>B° B D F 1 3 5</p> <p>B D F 1 3 5</p> <p>D F B 3 5 1</p> <p>F B D 5 1 3</p>	<p>B+ B D F G 1 3 5 7</p> <p>B D F G 1 3 5 7</p> <p>D F B G 3 5 7 1</p> <p>F B D G 5 7 1 3</p>	<p>Bsus2 B D F 1 2 5</p> <p>B D F 1 2 5</p> <p>D F B 3 5 1</p> <p>F B D 5 1 3</p>	<p>Bsus4 B D F 1 2 5</p> <p>B D F 1 2 5</p> <p>D F B 3 5 1</p> <p>F B D 5 1 3</p>	<p>B-5 B D F 1 3 5</p> <p>B D F 1 3 5</p> <p>D F B 3 5 1</p> <p>F B D 5 1 3</p>	<p>B6 B D F G 1 3 5 6</p> <p>B D F G 1 3 5 6</p> <p>D F B G 3 5 6 1</p> <p>F B D G 5 6 1 3</p> <p>G B D F 6 1 3 5</p>	<p>Bm6 B D F G 1 3 5 6</p> <p>B D F G 1 3 5 6</p> <p>D F B G 3 5 6 1</p> <p>F B D G 5 6 1 3</p> <p>G B D F 6 1 3 5</p>	<p>B7 B D F G 1 3 5 7</p> <p>B D F G 1 3 5 7</p> <p>D F B G 3 5 7 1</p> <p>F B D G 5 7 1 3</p> <p>G B D F 7 1 3 5</p>	
<p>M MAJOR</p>	<p>m MINOR</p>	<p>° DIMINISHED</p>	<p>+ AUGMENTED</p>	<p>sus2 SUSPENDED SECOND</p>	<p>sus4 SUSPENDED FOURTH</p>	<p>-5 FLAT FIFTH</p>	<p>6 SIXTH</p>	<p>m6 MINOR SIXTH</p>	<p>7 SEVENTH</p>	<p>A L T.</p>

A1	A2	A3	A4	A5	A6
A7	A8	A9	A10	A11	A12
A13	A14	A15	A16	A17	A18

A Companion to *How Music REALLY Works!*, 2nd Edition, by Wayne Chase

This is SIZE "A" (regular size): 38" (98 cm) wide x 27" (68 cm) high.

A15

<p>A^bm7</p> <p>A^b B E^b G^b 1 3 5 7</p>  <p>A^b B E^b G^b 1 3 5 7</p> <p>B D F A^b 1 3 5 7 1</p> <p>D F A^b B 5 7 1 3</p> <p>F A^b B D 7 1 3 5</p>	<p>A^b°7</p> <p>A^b B D F 1 3 5 6</p>  <p>A^b B D F 1 3 5 6</p> <p>B D F A^b 1 3 5 6 1</p> <p>D F A^b B 5 6 1 3</p> <p>F A^b B D 6 1 3 5</p>	<p>A^bM7</p> <p>A^b C E^b G^b 1 3 5 7</p>  <p>A^b C E^b G^b 1 3 5 7</p> <p>B D F A^b 1 3 5 7 1</p> <p>D F A^b B 5 7 1 3</p> <p>F A^b B D 7 1 3 5</p>	<p>A^bm,M7</p> <p>A^b B E^b G^b 1 3 5 7</p>  <p>A^b B E^b G^b 1 3 5 7</p> <p>B D F A^b 1 3 5 7 1</p> <p>D F A^b B 5 7 1 3</p> <p>F A^b B D 7 1 3 5</p>	<p>A^b7/6</p> <p>A^b C E^b F G^b 1 3 5 6 7</p>  <p>A^b C E^b F G^b 1 3 5 6 7</p> <p>B D F A^b 1 3 5 6 7 1</p> <p>D F A^b B 5 6 7 1 3</p> <p>F A^b B D 7 1 3 5 6 7</p>	<p>A^b9</p> <p>A^b C E^b G^b B^b 1 3 5 7 9</p>  <p>A^b C E^b G^b B^b 1 3 5 7 9</p> <p>B D F A^b 1 3 5 7 9 1</p> <p>D F A^b B 5 7 9 1 3</p> <p>F A^b B D 7 1 3 5 9</p>	<p>A^bm9</p> <p>A^b B E^b G^b B^b 1 3 5 7 9</p>  <p>A^b B E^b G^b B^b 1 3 5 7 9</p> <p>B D F A^b 1 3 5 7 9 1</p> <p>D F A^b B 5 7 9 1 3</p> <p>F A^b B D 7 1 3 5 9</p>
<p>Am7</p> <p>A C E G 1 3 5 7</p>  <p>A C E G 1 3 5 7</p> <p>B D F A 1 3 5 7 1</p> <p>D F A B 5 7 1 3</p> <p>F A C E 7 1 3 5</p>	<p>A°7</p> <p>A C E^b G^b 1 3 5 6</p>  <p>A C E^b G^b 1 3 5 6</p> <p>B D F A 1 3 5 6 1</p> <p>D F A B 5 6 1 3</p> <p>F A C E 6 1 3 5</p>	<p>AM7</p> <p>A C[#] E G[#] 1 3 5 7</p>  <p>A C[#] E G[#] 1 3 5 7</p> <p>B D F A 1 3 5 7 1</p> <p>D F A B 5 7 1 3</p> <p>F A C E 7 1 3 5</p>	<p>Am,M7</p> <p>A C E G[#] 1 3 5 7</p>  <p>A C E G[#] 1 3 5 7</p> <p>B D F A 1 3 5 7 1</p> <p>D F A B 5 7 1 3</p> <p>F A C E 7 1 3 5</p>	<p>A7/6</p> <p>A C[#] E F G 1 3 5 6 7</p>  <p>A C[#] E F G 1 3 5 6 7</p> <p>B D F A 1 3 5 6 7 1</p> <p>D F A B 5 6 7 1 3</p> <p>F A C E 7 1 3 5 6 7</p>	<p>A9</p> <p>A C[#] E G B 1 3 5 7 9</p>  <p>A C[#] E G B 1 3 5 7 9</p> <p>B D F A 1 3 5 7 9 1</p> <p>D F A B 5 7 9 1 3</p> <p>F A C E 7 1 3 5 9</p>	<p>Am9</p> <p>A C E G B 1 3 5 7 9</p>  <p>A C E G B 1 3 5 7 9</p> <p>B D F A 1 3 5 7 9 1</p> <p>D F A B 5 7 9 1 3</p> <p>F A C E 7 1 3 5 9</p>
<p>B^bm7</p> <p>B^b D^b F A^b 1 3 5 7</p>  <p>B^b D^b F A^b 1 3 5 7</p> <p>C E G A^b 1 3 5 7 1</p> <p>D^b F A^b B 5 7 1 3</p> <p>F A^b B D^b 7 1 3 5</p>	<p>B^b°7</p> <p>B^b D^b F G 1 3 5 6</p>  <p>B^b D^b F G 1 3 5 6</p> <p>C E G A^b 1 3 5 6 1</p> <p>D^b F A^b B 5 6 1 3</p> <p>F A^b B D^b 6 1 3 5</p>	<p>B^bM7</p> <p>B^b D^b F A 1 3 5 7</p>  <p>B^b D^b F A 1 3 5 7</p> <p>C E G A^b 1 3 5 7 1</p> <p>D^b F A^b B 5 7 1 3</p> <p>F A^b B D^b 7 1 3 5</p>	<p>B^bm,M7</p> <p>B^b D^b F A 1 3 5 7</p>  <p>B^b D^b F A 1 3 5 7</p> <p>C E G A^b 1 3 5 7 1</p> <p>D^b F A^b B 5 7 1 3</p> <p>F A^b B D^b 7 1 3 5</p>	<p>B^b7/6</p> <p>B^b D^b F G A^b 1 3 5 6 7</p>  <p>B^b D^b F G A^b 1 3 5 6 7</p> <p>C E G A^b 1 3 5 6 7 1</p> <p>D^b F A^b B 5 6 7 1 3</p> <p>F A^b B D^b 7 1 3 5 6 7</p>	<p>B^b9</p> <p>B^b D^b F A^b C 1 3 5 7 9</p>  <p>B^b D^b F A^b C 1 3 5 7 9</p> <p>C E G A^b 1 3 5 7 9 1</p> <p>D^b F A^b B 5 7 9 1 3</p> <p>F A^b B D^b 7 1 3 5 9</p>	<p>B^bm9</p> <p>B^b D^b F A^b C 1 3 5 7 9</p>  <p>B^b D^b F A^b C 1 3 5 7 9</p> <p>C E G A^b 1 3 5 7 9 1</p> <p>D^b F A^b B 5 7 9 1 3</p> <p>F A^b B D^b 7 1 3 5 9</p>
<p>Bm7</p> <p>B D F A 1 3 5 7</p>  <p>B D F A 1 3 5 7</p> <p>C E G A 1 3 5 7 1</p> <p>D F A B 5 7 1 3</p> <p>F A B D 7 1 3 5</p>	<p>B°7</p> <p>B D F A^b 1 3 5 6</p>  <p>B D F A^b 1 3 5 6</p> <p>C E G A 1 3 5 6 1</p> <p>D F A B 5 6 1 3</p> <p>F A B D 6 1 3 5</p>	<p>BM7</p> <p>B D[#] F[#] A[#] 1 3 5 7</p>  <p>B D[#] F[#] A[#] 1 3 5 7</p> <p>C E G A 1 3 5 7 1</p> <p>D F A B 5 7 1 3</p> <p>F A B D 7 1 3 5</p>	<p>Bm,M7</p> <p>B D F A[#] 1 3 5 7</p>  <p>B D F A[#] 1 3 5 7</p> <p>C E G A 1 3 5 7 1</p> <p>D F A B 5 7 1 3</p> <p>F A B D 7 1 3 5</p>	<p>B7/6</p> <p>B D[#] F[#] G A[#] 1 3 5 6 7</p>  <p>B D[#] F[#] G A[#] 1 3 5 6 7</p> <p>C E G A 1 3 5 6 7 1</p> <p>D F A B 5 6 7 1 3</p> <p>F A B D 7 1 3 5 6 7</p>	<p>B9</p> <p>B D[#] F[#] A[#] C[#] 1 3 5 7 9</p>  <p>B D[#] F[#] A[#] C[#] 1 3 5 7 9</p> <p>C E G A 1 3 5 7 9 1</p> <p>D F A B 5 7 9 1 3</p> <p>F A B D 7 1 3 5 9</p>	<p>Bm9</p> <p>B D F A C[#] 1 3 5 7 9</p>  <p>B D F A C[#] 1 3 5 7 9</p> <p>C E G A 1 3 5 7 9 1</p> <p>D F A B 5 7 9 1 3</p> <p>F A B D 7 1 3 5 9</p>
<p>m7 MINOR SEVENTH</p> <p>A L T.</p>	<p>°7 DIMINISHED SEVENTH</p> <p>A L T.</p>	<p>M7 MAJOR SEVENTH</p> <p>A L T.</p>	<p>m,M7 MINOR MAJOR 7TH</p> <p>A L T.</p>	<p>7/6 SEVEN-SIX</p> <p>A L T.</p>	<p>9 NINTH</p> <p>A L T.</p>	<p>m9 MINOR NINTH</p> <p>A L T.</p>

A1	A2	A3	A4	A5	A6
A7	A8	A9	A10	A11	A12
A13	A14	A15	A16	A17	A18

A Companion to *How Music REALLY Works!*, 2nd Edition, by Wayne Chase

A16

This is SIZE "A" (regular size): 38" (98 cm) wide x 27" (68 cm) high.

<p>A^b9</p> <p>A^b C^b E^b G^b A</p>	<p>A^bm9</p> <p>A^b C^b E^b G^b A</p>	<p>A^b9+</p> <p>A^b C^b E^b G^b A</p>	<p>A^b9/6</p> <p>A^b C^b E^b F^b B^b</p>	<p>A^bm9/6</p> <p>A^b C^b E^b F^b B^b</p>
<p>A9</p> <p>A C E G B</p>	<p>Am9</p> <p>A C E G B</p>	<p>A9+</p> <p>A C E G C</p>	<p>A9/6</p> <p>A C E F B</p>	<p>Am9/6</p> <p>A C E F B</p>
<p>B^b9</p> <p>B^b D^b F^b A^b B</p>	<p>B^bm9</p> <p>B^b D^b F^b A^b B</p>	<p>B^b9+</p> <p>B^b D^b F^b A^b C^b</p>	<p>B^b9/6</p> <p>B^b D^b F^b G^b C^b</p>	<p>B^bm9/6</p> <p>B^b D^b F^b G^b C^b</p>
<p>B9</p> <p>B D F[#] A C</p>	<p>Bm9</p> <p>B D F[#] A C</p>	<p>B9+</p> <p>B D F[#] A D</p>	<p>B9/6</p> <p>B D F[#] G[#] C[#]</p>	<p>Bm9/6</p> <p>B D F[#] G[#] C[#]</p>
<p>9</p> <p>FLAT NINTH</p> <p>ALT.</p>	<p>m9</p> <p>MINOR NINTH</p> <p>ALT.</p>	<p>9+</p> <p>AUGMENTED NINTH</p> <p>ALT.</p>	<p>9/6</p> <p>NINE-SIX</p> <p>ALT.</p>	<p>m9/6</p> <p>MINOR NINE-SIX</p> <p>ALT.</p>

A Companion to *How Music REALLY Works!*, 2nd Edition, by Wayne Chase

This is SIZE "A" (regular size): 38" (98 cm) wide x 27" (68 cm) high.

A17

A1	A2	A3	A4	A5	A6
A7	A8	A9	A10	A11	A12
A13	A14	A15	A16	A17	A18

<p>A^b11</p> <p>A^b C^b E^b G^b B^b D^b 1 3 5 7 9 11</p> <p>A^b C^b E^b G^b B^b D^b 1 3 5 7 9 11</p> <p>C^b B^b A^b G^b F^b E^b 3 3 1 17 9 11</p> <p>B^b A^b G^b F^b E^b D^b 5 1 3 17 9 11</p> <p>O^bA^b C^b B^b D^b 17 1 3 5 7 9 11</p>	<p>A^bm11</p> <p>A^b B^b E^b G^b B^b D^b 1 13 5 17 9 11</p> <p>A^b B^b E^b G^b B^b D^b 1 13 5 17 9 11</p> <p>C^b B^b A^b G^b F^b E^b 13 3 1 17 9 11</p> <p>B^b A^b G^b F^b E^b D^b 5 1 3 17 9 11</p> <p>O^bA^b C^b B^b D^b 17 1 3 5 7 9 11</p>	<p>A^b11+</p> <p>A^b C^b E^b G^b B^b D^b 1 3 5 17 9 11</p> <p>A^b C^b E^b G^b B^b D^b 1 3 5 17 9 11</p> <p>C^b B^b A^b G^b F^b E^b 3 3 1 17 9 11</p> <p>B^b A^b G^b F^b E^b D^b 5 1 3 17 9 11</p> <p>O^bA^b C^b B^b D^b 17 1 3 5 7 9 11</p>	<p>A^bm11+</p> <p>A^b B^b E^b G^b B^b D^b 1 13 5 17 9 11</p> <p>A^b B^b E^b G^b B^b D^b 1 13 5 17 9 11</p> <p>C^b B^b A^b G^b F^b E^b 13 3 1 17 9 11</p> <p>B^b A^b G^b F^b E^b D^b 5 1 3 17 9 11</p> <p>O^bA^b C^b B^b D^b 17 1 3 5 7 9 11</p>	<p>A^b13</p> <p>A^b C^b E^b G^b B^b D^b F^b 1 3 5 17 9 11 13</p> <p>A^b C^b E^b G^b B^b D^b F^b 1 3 5 17 9 11 13</p> <p>C^b B^b A^b G^b F^b E^b D^b 3 3 1 17 9 11 13</p> <p>B^b A^b G^b F^b E^b D^b 5 1 3 17 9 11 13</p> <p>O^bA^b C^b B^b D^b F^b 17 1 3 5 7 9 11 13</p>
<p>A11</p> <p>A C E G B D 1 3 5 7 9 11</p> <p>A C E G B D 1 3 5 7 9 11</p> <p>C E A C G B D 3 3 1 17 9 11</p> <p>E A C G B D 5 1 3 17 9 11</p> <p>O A C E G B D 17 1 3 5 7 9 11</p>	<p>Am11</p> <p>A C E G B D 1 13 5 17 9 11</p> <p>A C E G B D 1 13 5 17 9 11</p> <p>C E A C G B D 13 3 1 17 9 11</p> <p>E A C G B D 5 1 3 17 9 11</p> <p>O A C E G B D 17 1 3 5 7 9 11</p>	<p>A11+</p> <p>A C E G B D 1 3 5 17 9 11</p> <p>A C E G B D 1 3 5 17 9 11</p> <p>C E A C G B D 3 3 1 17 9 11</p> <p>E A C G B D 5 1 3 17 9 11</p> <p>O A C E G B D 17 1 3 5 7 9 11</p>	<p>Am11+</p> <p>A C E G B D 1 13 5 17 9 11</p> <p>A C E G B D 1 13 5 17 9 11</p> <p>C E A C G B D 13 3 1 17 9 11</p> <p>E A C G B D 5 1 3 17 9 11</p> <p>O A C E G B D 17 1 3 5 7 9 11</p>	<p>A13</p> <p>A C E G B D F 1 3 5 7 9 11 13</p> <p>A C E G B D F 1 3 5 7 9 11 13</p> <p>C E A C G B D F 3 3 1 17 9 11 13</p> <p>E A C G B D F 5 1 3 17 9 11 13</p> <p>O A C E G B D F 17 1 3 5 7 9 11 13</p>
<p>B^b11</p> <p>B^b D^b F^b A^b C^b E^b 1 3 5 17 9 11</p> <p>B^b D^b F^b A^b C^b E^b 1 3 5 17 9 11</p> <p>D^b F^b B^b A^b C^b E^b 3 3 1 17 9 11</p> <p>F^b B^b D^b A^b C^b E^b 5 1 3 17 9 11</p> <p>A^b B^b D^b F^b C^b E^b 17 1 3 5 7 9 11</p>	<p>B^bm11</p> <p>B^b D^b F^b A^b C^b E^b 1 13 5 17 9 11</p> <p>B^b D^b F^b A^b C^b E^b 1 13 5 17 9 11</p> <p>D^b F^b B^b A^b C^b E^b 13 3 1 17 9 11</p> <p>F^b B^b D^b A^b C^b E^b 5 1 3 17 9 11</p> <p>A^b B^b D^b F^b C^b E^b 17 1 3 5 7 9 11</p>	<p>B^b11+</p> <p>B^b D^b F^b A^b C^b E^b 1 3 5 17 9 11</p> <p>B^b D^b F^b A^b C^b E^b 1 3 5 17 9 11</p> <p>D^b F^b B^b A^b C^b E^b 3 3 1 17 9 11</p> <p>F^b B^b D^b A^b C^b E^b 5 1 3 17 9 11</p> <p>A^b B^b D^b F^b C^b E^b 17 1 3 5 7 9 11</p>	<p>B^bm11+</p> <p>B^b D^b F^b A^b C^b E^b 1 13 5 17 9 11</p> <p>B^b D^b F^b A^b C^b E^b 1 13 5 17 9 11</p> <p>D^b F^b B^b A^b C^b E^b 13 3 1 17 9 11</p> <p>F^b B^b D^b A^b C^b E^b 5 1 3 17 9 11</p> <p>A^b B^b D^b F^b C^b E^b 17 1 3 5 7 9 11</p>	<p>B^b13</p> <p>B^b D^b F^b A^b C^b E^b G^b 1 3 5 17 9 11 13</p> <p>B^b D^b F^b A^b C^b E^b G^b 1 3 5 17 9 11 13</p> <p>D^b F^b B^b A^b C^b E^b G^b 3 3 1 17 9 11 13</p> <p>F^b B^b D^b A^b C^b E^b G^b 5 1 3 17 9 11 13</p> <p>A^b B^b D^b F^b C^b E^b G^b 17 1 3 5 7 9 11 13</p>
<p>B11</p> <p>B D F A C E 1 3 5 17 9 11</p> <p>B D F A C E 1 3 5 17 9 11</p> <p>D F B A C E 3 3 1 17 9 11</p> <p>F B D A C E 5 1 3 17 9 11</p> <p>A B D F C E 17 1 3 5 7 9 11</p>	<p>Bm11</p> <p>B D F A C E 1 13 5 17 9 11</p> <p>B D F A C E 1 13 5 17 9 11</p> <p>D F B A C E 13 3 1 17 9 11</p> <p>F B D A C E 5 1 3 17 9 11</p> <p>A B D F C E 17 1 3 5 7 9 11</p>	<p>B11+</p> <p>B D F A C E 1 3 5 17 9 11</p> <p>B D F A C E 1 3 5 17 9 11</p> <p>D F B A C E 3 3 1 17 9 11</p> <p>F B D A C E 5 1 3 17 9 11</p> <p>A B D F C E 17 1 3 5 7 9 11</p>	<p>Bm11+</p> <p>B D F A C E 1 13 5 17 9 11</p> <p>B D F A C E 1 13 5 17 9 11</p> <p>D F B A C E 13 3 1 17 9 11</p> <p>F B D A C E 5 1 3 17 9 11</p> <p>A B D F C E 17 1 3 5 7 9 11</p>	<p>B13</p> <p>B D F A C E G 1 3 5 17 9 11 13</p> <p>B D F A C E G 1 3 5 17 9 11 13</p> <p>D F B A C E G 3 3 1 17 9 11 13</p> <p>F B D A C E G 5 1 3 17 9 11 13</p> <p>A B D F C E G 17 1 3 5 7 9 11 13</p>
<p>11 ELEVENTH</p>	<p>m11 MINOR ELEVENTH</p>	<p>11+ AUGMENTED ELEVENTH</p>	<p>m11+ MINOR AUGMENTED ELEVENTH</p>	<p>13 THIRTEENTH</p>

A Companion to *How Music REALLY Works!*, 2nd Edition, by Wayne Chase

This is SIZE "A" (regular size): 38" (98 cm) wide x 27" (68 cm) high.

A18

A1	A2	A3	A4	A5	A8
A7	A8	A9	A10	A11	A12
A13	A14	A15	A16	A17	A18

<p>A^bm13</p> <p>A^b B^b C^b D^b E^b F^b G^b A^b B^b</p> <p>1 13 5 17 9 11 13</p> <p>A^b B^b C^b D^b E^b F^b G^b A^b B^b</p> <p>13 5 17 9 11 13</p> <p>B^b C^b D^b E^b F^b G^b A^b B^b</p> <p>5 17 9 11 13</p> <p>C^b D^b E^b F^b G^b A^b B^b C^b</p> <p>17 13 5 9 11 13</p>	<p>A^b13[#]11</p> <p>A^b C^b D^b E^b F^b G^b A^b B^b C^b</p> <p>1 3 5 17 9 11 13</p> <p>A^b C^b D^b E^b F^b G^b A^b B^b C^b</p> <p>1 3 5 17 9 11 13</p> <p>C^b D^b E^b F^b G^b A^b B^b C^b</p> <p>5 17 9 11 13</p> <p>D^b E^b F^b G^b A^b B^b C^b D^b</p> <p>17 13 5 9 11 13</p>	<p>A^bm13[#]11</p> <p>A^b B^b C^b D^b E^b F^b G^b A^b B^b C^b</p> <p>1 13 5 17 9 11 13</p> <p>A^b B^b C^b D^b E^b F^b G^b A^b B^b C^b</p> <p>13 5 17 9 11 13</p> <p>B^b C^b D^b E^b F^b G^b A^b B^b C^b</p> <p>5 17 9 11 13</p> <p>C^b D^b E^b F^b G^b A^b B^b C^b</p> <p>17 13 5 9 11 13</p>	<p>Ab</p> <p>1 2 3 4 5 6 7 8</p> <p>9 11 13</p>
<p>Am13</p> <p>A C E G B D F</p> <p>1 3 5 17 9 11 13</p> <p>A C E G B D F</p> <p>13 5 17 9 11 13</p> <p>C E G B D F</p> <p>5 17 9 11 13</p> <p>E G B D F</p> <p>17 13 5 9 11 13</p>	<p>A13[#]11</p> <p>A C E G B D F</p> <p>1 3 5 17 9 11 13</p> <p>A C E G B D F</p> <p>1 3 5 17 9 11 13</p> <p>C E G B D F</p> <p>5 17 9 11 13</p> <p>E G B D F</p> <p>17 13 5 9 11 13</p>	<p>Am13[#]11</p> <p>A C E G B D F</p> <p>1 3 5 17 9 11 13</p> <p>A C E G B D F</p> <p>13 5 17 9 11 13</p> <p>C E G B D F</p> <p>5 17 9 11 13</p> <p>E G B D F</p> <p>17 13 5 9 11 13</p>	<p>A</p> <p>1 2 3 4 5 6 7 8</p> <p>9 11 13</p>
<p>B^bm13</p> <p>B^b D^b F^b A^b C^b E^b G</p> <p>1 13 5 17 9 11 13</p> <p>B^b D^b F^b A^b C^b E^b G</p> <p>13 5 17 9 11 13</p> <p>D^b F^b A^b C^b E^b G</p> <p>5 17 9 11 13</p> <p>F^b A^b C^b E^b G</p> <p>17 13 5 9 11 13</p>	<p>B^b13[#]11</p> <p>B^b D^b F^b A^b C^b E^b G</p> <p>1 3 5 17 9 11 13</p> <p>B^b D^b F^b A^b C^b E^b G</p> <p>1 3 5 17 9 11 13</p> <p>D^b F^b A^b C^b E^b G</p> <p>5 17 9 11 13</p> <p>F^b A^b C^b E^b G</p> <p>17 13 5 9 11 13</p>	<p>B^bm13[#]11</p> <p>B^b D^b F^b A^b C^b E^b G</p> <p>1 13 5 17 9 11 13</p> <p>B^b D^b F^b A^b C^b E^b G</p> <p>13 5 17 9 11 13</p> <p>D^b F^b A^b C^b E^b G</p> <p>5 17 9 11 13</p> <p>F^b A^b C^b E^b G</p> <p>17 13 5 9 11 13</p>	<p>B^b</p> <p>1 2 3 4 5 6 7 8</p> <p>9 11 13</p>
<p>Bm13</p> <p>B D F A C E G</p> <p>1 3 5 17 9 11 13</p> <p>B D F A C E G</p> <p>13 5 17 9 11 13</p> <p>D F A C E G</p> <p>5 17 9 11 13</p> <p>F A C E G</p> <p>17 13 5 9 11 13</p>	<p>B13[#]11</p> <p>B D F A C E G</p> <p>1 3 5 17 9 11 13</p> <p>B D F A C E G</p> <p>1 3 5 17 9 11 13</p> <p>D F A C E G</p> <p>5 17 9 11 13</p> <p>F A C E G</p> <p>17 13 5 9 11 13</p>	<p>Bm13[#]11</p> <p>B D F A C E G</p> <p>1 13 5 17 9 11 13</p> <p>B D F A C E G</p> <p>13 5 17 9 11 13</p> <p>D F A C E G</p> <p>5 17 9 11 13</p> <p>F A C E G</p> <p>17 13 5 9 11 13</p>	<p>B</p> <p>1 2 3 4 5 6 7 8</p> <p>9 11 13</p>
<p>m13 MINOR THIRTEENTH</p>	<p>13[#]11 THIRTEENTH, AUGMENTED ELEVENTH</p>	<p>m13[#]11 MINOR THIRTEENTH, AUGMENTED ELEVENTH</p>	<p>CHORD KEY</p>

13. **The *Complete Keyboard Chord Poster: Full View, Size "B"* (Megasize)**

The next page is the full-view Size "B" of the *Complete Keyboard Chord Poster*. Don't try to print Page 45. It is formatted for viewing, not printing. However, you *can* print the entire image on Page 45, at the same size, section by section. It requires 40 sheets of 8½" by 11" paper. To print the image on Page 45, go to Page 46.

14. **The *Complete Keyboard Chord Poster*: Section-by-Section, Size "B" (Megasize)**

The next 40 pages (pp. 47 to 86) contain the entire Size B poster (the image on Page 45), one page at a time. Have a look at some of the next 40 pages before you print out the whole thing.

When you're ready to print, click on "File," then "Print" to bring up the print screen. In the "Print Range" section, select "Pages from" and enter the page numbers 47 to 47, to print the first page as a test. Make sure "Print Scaling" says "None," and "Auto-Rotate and Scaling" has a check mark.

Then click "OK."

The first section, section "B1" should print.

If you're satisfied with it and you want to print the other 39 sections, change the numbers in "Pages from" to 48 to 86.

A Companion to *How Music REALLY Works!*, 2nd Edition, by Wayne Chase

This is SIZE "B" (megazine): 58" (146 cm) wide x 40" (102 cm) high.

B1

B1	B2	B3	B4	B5	B6	B7	B8
B9	B10	B11	B12	B13	B14	B15	B16
B17	B18	B19	B20	B21	B22	B23	B24
B25	B26	B27	B28	B29	B30	B31	B32
B33	B34	B35	B36	B37	B38	B39	B40



CHORD KEY & SCALE (ON BASS STAFF)	PRINCIPAL CHORDS			RE M
	I TONIC	IV SUB-DOMINANT	V DOMINANT	VIm TONIC
<p>C</p> <p>C D E F G A B C 1 2 3 4 5 6 7 8 9 11 13</p>	<p>C ^I</p> <p>C E G 1 3 5</p> <p>ROOT →</p> <p>C E G 1 3 5</p> <p>1ST INV. →</p> <p>E G C 3 5 1</p> <p>2ND INV. →</p> <p>G C E 5 1 3</p> <p>3RD INV. →</p> <p>G C E 5 1 3</p>	<p>F ^{IV}</p> <p>F A C 1 3 5</p> <p>ROOT →</p> <p>F A C 1 3 5</p> <p>1ST INV. →</p> <p>A C F 3 5 1</p> <p>2ND INV. →</p> <p>C F A 5 1 3</p>	<p>G7 ^{V7}</p> <p>G B D F 1 3 5 7</p> <p>ROOT →</p> <p>G B D F 1 3 5 7</p> <p>1ST INV. →</p> <p>B D F G 3 5 7 1</p> <p>2ND INV. →</p> <p>D F G B 5 7 1 3</p> <p>3RD INV. →</p> <p>F G B D 7 1 3 5</p>	<p>Am ^{VIm}</p> <p>A C E 1 3 5</p> <p>ROOT →</p> <p>A C E 1 3 5</p> <p>1ST INV. →</p> <p>C E A 3 5 1</p> <p>2ND INV. →</p> <p>E A C 5 1 3</p>

B1	B2	B3	B4	B5	B6	B7	B8
B9	B10	B11	B12	B13	B14	B15	B16
B17	B18	B19	B20	B21	B22	B23	B24
B25	B26	B27	B28	B29	B30	B31	B32
B33	B34	B35	B36	B37	B38	B39	B40



**RELATIVE
MINOR**

II^m SUB-DOMINANT	III⁷ DOMINANT	M MAJOR	m MINOR	o DIMINISHED	+ AUGMENTED	sus2 SUSPENDED SECOND
D^m II^m D F A 1 3 5	E⁷ III⁷ E G [♯] B D 1 3 5 7	C C E G 1 3 5	C^m C B G 1 3 5	C^o C B G [♯] 1 3 5	C⁺ C E G [♯] 1 3 5	C^{sus2} C D G 1 2 5

B1	B2	B3	B4	B5	B6	B7	B8
B9	B10	B11	B12	B13	B14	B15	B16
B17	B18	B19	B20	B21	B22	B23	B24
B25	B26	B27	B28	B29	B30	B31	B32
B33	B34	B35	B36	B37	B38	B39	B40



COMMON CHORDS


sus4 SUSPENDED FOURTH	-5 FLAT FIFTH	6 SIXTH	m6 MINOR SIXTH	7 SEVENTH	A L T.	m7 MINOR SEVENTH	A L T.	o7 DIMINISHED SEVENTH
Csus4 C F G 1 4 5	C⁻5 C E G ^b 1 3 5 ^b	C6 C E G A 1 3 5 6	Cm6 C E ^b G A 1 3 ^b 5 6	C7 C E G B ^b 1 3 5 7 ^b		Cm7 C E ^b G B ^b 1 3 ^b 5 7 ^b		C^o7 C E ^b G ^b A 1 3 ^b 5 ^b 6
 C FG 1 4 5	 C E G ^b 1 3 5 ^b	 C E G A 1 3 5 6	 C E ^b G A 1 3 ^b 5 6	 C E G B ^b 1 3 5 7 ^b		 C E ^b G B ^b 1 3 ^b 5 7 ^b		 C E ^b G ^b A 1 3 ^b 5 ^b 6
 FG C 4 5 1	 E G ^b C 3 5 ^b 1	 E G A C 3 5 6 1	 E ^b G A C 3 ^b 5 6 1	 E G B ^b C 3 5 7 ^b 1		 E ^b G B ^b C 3 ^b 5 7 ^b 1		 E ^b G ^b A C 3 ^b 5 ^b 6 1
 C 5 1 5	 G ^b C E 3 5 1 3	 C A C E 5 6 1 3	 C A C E ^b 5 6 1 3 ^b	 C B ^b C E 5 7 ^b 1 3		 G B ^b C E ^b 5 7 ^b 1 3 ^b		 G ^b A C B ^b 5 6 1 3 ^b
 C 5 6 1	 G ^b C E 6 1 3 5	 A C E G 6 1 3 5	 A C E ^b G 6 1 3 ^b 5	 B ^b C E G 7 1 3 5		 B ^b C E ^b G 7 1 3 5		 A C B ^b G ^b 6 1 3 ^b 5

A Companion to *How Music REALLY Works!*, 2nd Edition, by Wayne Chase

This is SIZE "B" (megazine): 58" (146 cm) wide x 40" (102 cm) high.

B4

B1	B2	B3	B4	B5	B6	B7	B8
B9	B10	B11	B12	B13	B14	B15	B16
B17	B18	B19	B20	B21	B22	B23	B24
B25	B26	B27	B28	B29	B30	B31	B32
B33	B34	B35	B36	B37	B38	B39	B40



M7 MAJOR SEVENTH	A L T.	m,M7 MINOR, MAJOR 7TH	A L T.	7/6 SEVEN-SIX	9 NINTH	A L T.	m9 MINOR NINTH	A L T.
----------------------------	---------------	---------------------------------	---------------	-------------------------	-------------------	---------------	--------------------------	---------------

<p>CM7</p> <p>C E G B 1 3 5 7</p> <p>C E G B 1 3 5 7</p> <p>E G B C 3 5 7 1</p> <p>G B C E 5 7 1 3</p> <p>B C E G 7 1 3 5</p>	<p>Cm,M7</p> <p>C E^b G B 1 3 5 7</p> <p>C E^b G B 1 3 5 7</p> <p>B G B C 3 5 7 1</p> <p>G B C B 5 7 1 3</p> <p>B C B G 7 1 3 5</p>	<p>C7/6</p> <p>C E G A B^b 1 3 5 6 7</p> <p>C E G A B^b 1 3 5 6 7</p> <p>E G A B^b C 3 5 6 7 1</p> <p>G A B^b C E 5 6 7 1 3</p> <p>A C E G B^b 6 1 3 5 7</p>	<p>C9</p> <p>C E G B^b D 1 3 5 7 9</p> <p>C E G B^b D 1 3 5 7 9</p> <p>E G C B^b D 3 5 1 7 9</p> <p>C C E B^b D 5 1 3 7 9</p> <p>B^b C E G D 7 1 3 5 9</p>	<p>Cm9</p> <p>C E^b G B^b D 1 3 5 7 9</p> <p>C E^b G B^b D 1 3 5 7 9</p> <p>B^b G C B^b D 3 5 1 7 9</p> <p>G C B^b B^b D 5 1 3 7 9</p> <p>B^b C B^b G D 7 1 3 5 9</p>
--	--	---	---	--

A Companion to *How Music REALLY Works!*, 2nd Edition, by Wayne Chase

This is SIZE "B" (megazine): 58" (146 cm) wide x 40" (102 cm) high.

B5

B1	B2	B3	B4	B5	B6	B7	B8
B9	B10	B11	B12	B13	B14	B15	B16
B17	B18	B19	B20	B21	B22	B23	B24
B25	B26	B27	B28	B29	B30	B31	B32
B33	B34	B35	B36	B37	B38	B39	B40



NINTHS


-9 FLAT NINTH	A L T.	m⁻⁹ MINOR, FLAT NINTH	A L T.	9⁺ AUGMENTED NINTH	A L T.	9/6 NINE-SIX
<p>C⁻⁹ C E G B^b D^b 1 3 5 7 9</p>		<p>Cm⁻⁹ C E^b G B^b D^b 1 3 5 7 9</p>		<p>C9⁺ C E G B^b D[#] 1 3 5 7 9</p>		<p>C9/6 C E G A D 1 3 5 6 9</p>

A Companion to *How Music REALLY Works!*, 2nd Edition, by Wayne Chase

This is SIZE "B" (megazine): 58" (146 cm) wide x 40" (102 cm) high.

B6

B1	B2	B3	B4	B5	B6	B7	B8
B9	B10	B11	B12	B13	B14	B15	B18
B17	B18	B19	B20	B21	B22	B23	B24
B25	B26	B27	B28	B29	B30	B31	B32
B33	B34	B35	B36	B37	B38	B39	B40



ELEVENTHS

m9/6
MINOR
NINE-SIX

11
ELEVENTH

A
L
T.

m11
MINOR ELEVENTH

A
L
T.

11+
AUGMENTED ELEVENTH

A
L
T.

Cm9/6

C E^b G A D

1 1^b3 5 6 9

Diagram 1: C^b E^b G A D (1 1^b3 5 6 9)

Diagram 2: B^b G C A D (1^b3 5 6 9)

Diagram 3: G C E^b A D (5 1 1^b3 6 9)

Diagram 4: A C E^b G D (6 1 1^b3 5 9)

C11

C E G C^b D F

1 3 5 1^b7 9 11

Diagram 1: C E G C^b D F (1 3 5 1^b7 9 11)

Diagram 2: E G C C^b D F (3 5 1 1^b7 9 11)

Diagram 3: G C E C^b D F (5 1 3 1^b7 9 11)

Diagram 4: B^b C E G D F (1^b3 5 7 9 11)

Cm11

C E^b G C^b D F

1 1^b3 5 1^b7 9 11

Diagram 1: C^b E^b G C^b D F (1 1^b3 5 1^b7 9 11)

Diagram 2: B^b G C C^b D F (1^b3 5 1 1^b7 9 11)

Diagram 3: G C E^b C^b D F (5 1 1^b3 1^b7 9 11)

Diagram 4: B^b C E^b G D F (1^b3 5 7 9 11)

C11+

C E G C^b D F[#]

1 3 5 1^b7 9 11[#]


Diagram 1: C E G C^b D F[#] (1 3 5 1^b7 9 11[#])

Diagram 2: E G C C^b D F[#] (3 5 1 1^b7 9 11[#])

Diagram 3: G C E C^b D F[#] (5 1 3 1^b7 9 11[#])

Diagram 4: B^b C E G D F[#] (1^b3 5 7 9 11[#])

B1	B2	B3	B4	B5	B6	B7	B8
B9	B10	B11	B12	B13	B14	B15	B16
B17	B18	B19	B20	B21	B22	B23	B24
B25	B26	B27	B28	B29	B30	B31	B32
B33	B34	B35	B36	B37	B38	B39	B40



THIRTE

m11+
 MINOR,
 AUGMENTED ELEVENTH

A
L
T.

13
 THIRTEENTH

A
L
T.

m13
 MINOR THIRTEENTH

A
L
T.

Cm11+

C E^b G B^b D F[#]
 1 3 5 7 9 11



C E^b G B^b D F[#]
 1 3 5 7 9 11



B^b C E^b G B^b D F[#]
 3 5 1 7 9 11



G C E^b G B^b D F[#]
 5 1 3 7 9 11



B^b C E^b G D F[#]
 7 1 3 5 9 11

C13

C E G B^b D F A
 1 3 5 7 9 11 13



C E G B^b D F A
 1 3 5 7 9 11 13



E G C B^b D F A
 3 5 1 7 9 11 13



G C E G B^b D F A
 5 1 3 7 9 11 13



B^b C E G D F A
 7 1 3 5 9 11 13

Cm13

C E^b G B^b D F A
 1 3 5 7 9 11 13



C E^b G B^b D F A
 1 3 5 7 9 11 13



B^b C E^b C B^b D F A
 3 5 1 7 9 11 13



G C E^b G B^b D F A
 5 1 3 7 9 11 13



B^b C E^b G D F A
 7 1 3 5 9 11 13

B1	B2	B3	B4	B5	B6	B7	B8
B9	B10	B11	B12	B13	B14	B15	B16
B17	B18	B19	B20	B21	B22	B23	B24
B25	B26	B27	B28	B29	B30	B31	B32
B33	B34	B35	B36	B37	B38	B39	B40



CENTHS		CHORD	
13[#]11 THIRTEENTH. AUGMENTED ELEVENTH	AL T.	m13[#]11 MINOR THIRTEENTH. AUGMENTED ELEVENTH	AL T.
		KEY & SCALE (ON TREBLE STAFF)	

<p>C13[#]11</p> <p>C E G B^b D F[#] A 1 3 5 7 9 11 13</p>	<p>Cm13[#]11</p> <p>C E^b G B^b D F[#] A 1 3 5 7 9 11 13</p>
--	---

C

ROOT

1ST INV.

2ND INV.

3RD INV.

C D E F G A B C
1 2 3 4 5 6 7 8
9 11 13

A Companion to *How Music REALLY Works!*, 2nd Edition, by Wayne Chase

This is SIZE "B" (megazine): 58" (146 cm) wide x 40" (102 cm) high.

B9

B9	B10	B11	B12	B13	B14	B15	B16
B17	B18	B19	B20	B21	B22	B23	B24
B25	B26	B27	B28	B29	B30	B31	B32
B33	B34	B35	B36	B37	B38	B39	B40

<h2>C# / D^b</h2> <p>C# D# F A# C# 1 3 5</p> <p>D# F A# C# 3 5 1</p> <p>C# D# F A# C# 5 1 3</p> <p>C# D# F A# C# 1 3 5</p> <p>1 2 3 4 5 6 7 8 9 11 13</p>	<p>ROOT →</p> <p>1ST INV. →</p> <p>2ND INV. →</p> <p>3RD INV. →</p>	<h2>C# / D^b I</h2> <p>C# F A# 1 3 5</p>	<h2>F# / G^b IV</h2> <p>F# A# C# 1 3 5</p>	<h2>G# / A^b 7 V7</h2> <p>G# C D# F# 1 3 5 7</p>	<h2>A# / B^b m VI m</h2> <p>A# C# D# F 1 3 5</p>
<h2>D</h2> <p>D F# A 1 3 5</p> <p>F# A D 3 5 1</p> <p>A D F# 5 1 3</p> <p>D F# A 1 3 5</p> <p>1 2 3 4 5 6 7 8 9 11 13</p>	<p>ROOT →</p> <p>1ST INV. →</p> <p>2ND INV. →</p> <p>3RD INV. →</p>	<h2>D I</h2> <p>D F# A 1 3 5</p>	<h2>G IV</h2> <p>G B D 1 3 5</p>	<h2>A7 V7</h2> <p>A G# E G 1 3 5 7</p>	<h2>Bm VI m</h2> <p>B D F# 1 3 5</p>
<h2>E^b</h2> <p>Eb C Bb 1 3 5</p> <p>G Bb Eb 3 5 1</p> <p>Bb Eb G 5 1 3</p> <p>Eb C Bb 1 3 5</p> <p>1 2 3 4 5 6 7 8 9 11 13</p>	<p>ROOT →</p> <p>1ST INV. →</p> <p>2ND INV. →</p> <p>3RD INV. →</p>	<h2>E^b I</h2> <p>Eb C Bb 1 3 5</p>	<h2>A^b IV</h2> <p>A# C Eb 1 3 5</p>	<h2>B^b 7 V7</h2> <p>Bb D F A# 1 3 5 7</p>	<h2>Cm VI m</h2> <p>C Eb G 1 3 5</p>

A Companion to *How Music REALLY Works!*, 2nd Edition, by Wayne Chase

This is SIZE "B" (megazize): 58" (146 cm) wide x 40" (102 cm) high.

B10

B1	B2	B3	B4	B5	B6	B7	B8
B9	B10	B11	B12	B13	B14	B15	B16
B17	B18	B19	B20	B21	B22	B23	B24
B25	B26	B27	B28	B29	B30	B31	B32
B33	B34	B35	B36	B37	B38	B39	B40

<p>D[#]/E^b m ^{IIIm}</p> <p>D[#] F[#] A[#] E[#] C[#] B[#]</p> <p>1 3 5</p>	<p>F7 ^{III7}</p> <p>F A C E[#]</p> <p>1 3 5 7</p>	<p>C[#]/D^b</p> <p>C[#] F G[#]</p> <p>D[#] A[#]</p> <p>1 3 5</p>	<p>C[#]/D^b m</p> <p>C[#] E G[#]</p> <p>D[#] A[#]</p> <p>1 3 5</p>	<p>C[#]/D^b o</p> <p>C[#] E G</p> <p>D[#] A[#]</p> <p>1 3 5</p>	<p>C[#]/D^b +</p> <p>C[#] F A</p> <p>D[#] G[#]</p> <p>1 3 5</p>	<p>C[#]/D^b sus2</p> <p>C[#] E[#] G[#]</p> <p>D[#] A[#]</p> <p>1 2 5</p>
<p>Em ^{IIIm}</p> <p>E G B</p> <p>1 3 5</p>	<p>F[#]7 ^{III7}</p> <p>F[#] A[#] C[#] E</p> <p>1 3 5 7</p>	<p>D</p> <p>D F[#] A</p> <p>1 3 5</p>	<p>Dm</p> <p>D F A</p> <p>1 3 5</p>	<p>D o</p> <p>D F A^b</p> <p>1 3 5</p>	<p>D +</p> <p>D F[#] A[#]</p> <p>1 3 5</p>	<p>Dsus2</p> <p>D E A</p> <p>1 2 5</p>
<p>Fm ^{IIIm}</p> <p>F A[#] C</p> <p>1 3 5</p>	<p>G7 ^{III7}</p> <p>G B D F</p> <p>1 3 5 7</p>	<p>E^b</p> <p>E^b G B^b</p> <p>1 3 5</p>	<p>E^b m</p> <p>E^b G^b B^b</p> <p>1 3 5</p>	<p>E^b o</p> <p>E^b G^b A</p> <p>1 3 5</p>	<p>E^b +</p> <p>E^b G B</p> <p>1 3 5</p>	<p>E^b sus2</p> <p>E^b F B^b</p> <p>1 2 5</p>

A Companion to *How Music REALLY Works!*, 2nd Edition, by Wayne Chase

This is SIZE "B" (megazine): 58" (146 cm) wide x 40" (102 cm) high.

B11

B1	B2	B3	B4	B5	B6	B7	B8
B9	B10	B11	B12	B13	B14	B15	B16
B17	B18	B19	B20	B21	B22	B23	B24
B25	B26	B27	B28	B29	B30	B31	B32
B33	B34	B35	B36	B37	B38	B39	B40

C#/D^b sus4 **C#/D^b-5** **C#/D^b6** **C#/D^bm6** **C#/D^b7** **C#/D^bm7** **C#/D^b°7**

Dsus4 **D-5** **D6** **Dm6** **D7** **Dm7** **D°7**


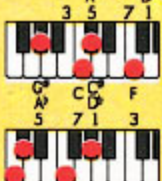














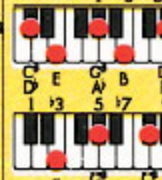



E^b sus4 **E^b-5** **E^b6** **E^bm6** **E^b7** **E^bm7** **E^b°7**




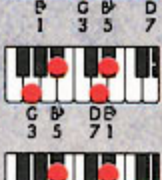







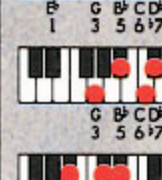







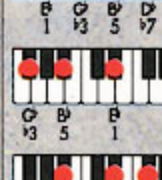
A Companion to *How Music REALLY Works!*, 2nd Edition, by Wayne Chase












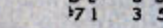
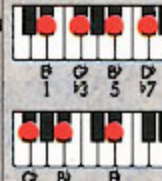


This is SIZE "B" (megazine): 58" (146 cm) wide x 40" (102 cm) high.

B12

B1	B2	B3	B4	B5	B6	B7	B8
B9	B10	B11	B12	B13	B14	B15	B16
B17	B18	B19	B20	B21	B22	B23	B24
B25	B26	B27	B28	B29	B30	B31	B32
B33	B34	B35	B36	B37	B38	B39	B40

<p>C#/D^bM7</p> <p>C# F A^b C D^b 1 3 5 7</p>  <p>1 3 5 7</p>  <p>3 5 7 1</p>  <p>5 7 1 3</p>  <p>7 1 3 5</p>	<p>C#/D^bm,M7</p> <p>C# E A^b C D^b 1 3 5 7</p>  <p>1 3 5 7</p>  <p>3 5 7 1</p>  <p>5 7 1 3</p>  <p>7 1 3 5</p>	<p>C#/D^b7/6</p> <p>C# F A^b B^b B D^b 1 3 5 6 7</p>  <p>1 3 5 6 7</p>  <p>3 5 6 7 1</p>  <p>5 6 7 1 3</p>  <p>6 1 3 5 7</p>	<p>C#/D^b9</p> <p>C# F A^b B D^b D^b 1 3 5 7 9</p>  <p>1 3 5 7 9</p>  <p>3 5 7 9 1</p>  <p>5 7 9 1 3</p>  <p>7 9 1 3 5</p>	<p>C#/D^bm9</p> <p>C# E A^b B D^b D^b 1 3 5 7 9</p>  <p>1 3 5 7 9</p>  <p>3 5 7 9 1</p>  <p>5 7 9 1 3</p>  <p>7 9 1 3 5</p>
---	---	--	--	---

<p>DM7</p> <p>D F[#] A C[#] 1 3 5 7</p>  <p>1 3 5 7</p>  <p>3 5 7 1</p>  <p>5 7 1 3</p>  <p>7 1 3 5</p>	<p>Dm,M7</p> <p>D F A C[#] 1 3 5 7</p>  <p>1 3 5 7</p>  <p>3 5 7 1</p>  <p>5 7 1 3</p>  <p>7 1 3 5</p>	<p>D7/6</p> <p>D F[#] A B C 1 3 5 6 7</p>  <p>1 3 5 6 7</p>  <p>3 5 6 7 1</p>  <p>5 6 7 1 3</p>  <p>6 1 3 5 7</p>	<p>D9</p> <p>D F[#] A C E 1 3 5 7 9</p>  <p>1 3 5 7 9</p>  <p>3 5 7 9 1</p>  <p>5 7 9 1 3</p>  <p>7 9 1 3 5</p>	<p>Dm9</p> <p>D F A C E 1 3 5 7 9</p>  <p>1 3 5 7 9</p>  <p>3 5 7 9 1</p>  <p>5 7 9 1 3</p>  <p>7 9 1 3 5</p>
---	---	--	--	---




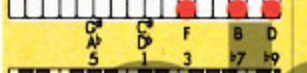




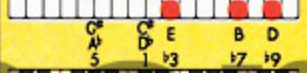




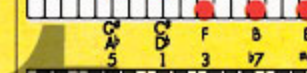
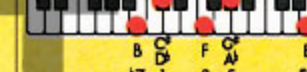



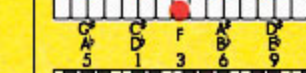









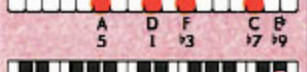































<p>E^bM7</p> <p>E^b G B^b D 1 3 5 7</p>  <p>1 3 5 7</p>  <p>3 5 7 1</p>  <p>5 7 1 3</p> <p>7 1 3 5</p>	<p>E^bm,M7</p> <p>E^b G^b B^b D 1 3 5 7</p>  <p>1 3 5 7</p>  <p>3 5 7 1</p>  <p>5 7 1 3</p> <p>7 1 3 5</p>	<p>E^b7/6</p> <p>E^b G B^b C D^b 1 3 5 6 7</p>  <p>1 3 5 6 7</p>  <p>3 5 6 7 1</p>  <p>5 6 7 1 3</p> <p>6 1 3 5 7</p>	<p>E^b9</p> <p>E^b G B^b D^b F 1 3 5 7 9</p>  <p>1 3 5 7 9</p>  <p>3 5 7 9 1</p>  <p>5 7 9 1 3</p> <p>7 9 1 3 5</p>	<p>E^bm9</p> <p>E^b G^b B^b D^b F 1 3 5 7 9</p>  <p>1 3 5 7 9</p>  <p>3 5 7 9 1</p>  <p>5 7 9 1 3</p> <p>7 9 1 3 5</p>
--	--	---	---	--

A Companion to *How Keyboard REALLY Works!*, 2nd Edition, by Wayne Chase

This is SIZE "B" (megazine): 58" (146 cm) wide x 40" (102 cm) high.

B13

B1	B2	B3	B4	B5	B6	B7	B8
B9	B10	B11	B12	B13	B14	B15	B16
B17	B18	B19	B20	B21	B22	B23	B24
B25	B26	B27	B28	B29	B30	B31	B32
B33	B34	B35	B36	B37	B38	B39	B40

<p>C#/D^b-9</p> <p>C[#] F G[#] B D D^b 1 3 5 7 9</p>  <p>15 7</p>    	<p>C#/D^bm-9</p> <p>C[#] E G[#] B D D^b 1 3 5 7 9</p>  <p>15 7</p>    	<p>C#/D^b9+</p> <p>C[#] F G[#] B E D^b 1 3 5 7 9</p>  <p>15 7</p>    	<p>C#/D^b9/6</p> <p>C[#] F G[#] A[#] D^b D^b 1 3 5 6 9</p>  <p>15 7</p>    
<p>D-9</p> <p>D F[#] A C E^b 1 3 5 7 9</p>  <p>15 7</p>    	<p>Dm-9</p> <p>D F A C E^b 1 3 5 7 9</p>  <p>15 7</p>    	<p>D9+</p> <p>D F[#] A C F 1 3 5 7 9</p>  <p>15 7</p>    	<p>D9/6</p> <p>D F[#] A B E 1 3 5 6 9</p>  <p>15 7</p>    
<p>E^b-9</p> <p>E^b G B^b D^b E 1 3 5 7 9</p>  <p>15 7</p>    	<p>E^bm-9</p> <p>E^b G^b B^b D^b E 1 3 5 7 9</p>  <p>15 7</p>    	<p>E^b9+</p> <p>E^b G B^b D^b F[#] 1 3 5 7 9</p>  <p>15 7</p>    	<p>E^b9/6</p> <p>E^b G B^b C F 1 3 5 6 9</p>  <p>15 7</p>    

A Companion to *How Music REALLY Works!*, 2nd Edition, by Wayne Chase

This is SIZE "B" (megazine): 29" (73 cm) wide x 40" (102 cm) high.

B14

B1	B2	B3	B4
B5	B6	B7	B8
B9	B10	B11	B12
B13	B14	B15	B16
B17	B18	B19	B20

<h3>C#/D^bm9/6</h3> <p>C[#] E G[#] A[#] D[#] D[#] 1 3 5 6 9</p>	<h3>C#/D^b11</h3> <p>C[#] F G[#] A[#] B D[#] F[#] D[#] 1 3 5 7 9 11</p>	<h3>C#/D^bm11</h3> <p>C[#] E G[#] A[#] B D[#] F[#] D[#] 1 3 5 7 9 11</p>	<h3>C#/D^b11+</h3> <p>C[#] F G[#] A[#] B D[#] C D[#] 1 3 5 7 9 11</p>
<h3>Dm9/6</h3> <p>D F A B E 1 3 5 6 9</p>	<h3>D11</h3> <p>D F[#] A C E G 1 3 5 7 9 11</p>	<h3>Dm11</h3> <p>D F A C E G 1 3 5 7 9 11</p>	<h3>D11+</h3> <p>D F[#] A C E G[#] 1 3 5 7 9 11</p>
<h3>E^bm9/6</h3> <p>E^b G^b B^b C F 1 3 5 6 9</p>	<h3>E^b11</h3> <p>E^b G^b B^b D^b F A[#] 1 3 5 7 9 11</p>	<h3>E^bm11</h3> <p>E^b G^b B^b D^b F A[#] 1 3 5 7 9 11</p>	<h3>E^b11+</h3> <p>E^b G^b B^b D^b F A 1 3 5 7 9 11</p>

A Companion to *How Piano REALLY Works!*, 2nd Edition, by Wayne Chase

This is SIZE "B" (megazine): 58" (146 cm) wide x 40" (102 cm) high.

B15

B1	B2	B3	B4	B5	B6	B7	B8
B9	B10	B11	B12	B13	B14	B15	B16
B17	B18	B19	B20	B21	B22	B23	B24
B25	B26	B27	B28	B29	B30	B31	B32
B33	B34	B35	B36	B37	B38	B39	B40

<h3>C#/D^bm11+</h3> <p>C# E G[#] B D[#] G 1 3 5 7 9 11</p>	<h3>C#/D^b13</h3> <p>C# F G[#] B D[#] F[#] A[#] 1 3 5 7 9 11 13</p>	<h3>C#/D^bm13</h3> <p>C# E G[#] B D[#] F[#] A[#] 1 3 5 7 9 11 13</p>
<h3>Dm11+</h3> <p>D F A C E G[#] 1 3 5 7 9 11</p>	<h3>D13</h3> <p>D F[#] A C E G B 1 3 5 7 9 11 13</p>	<h3>Dm13</h3> <p>D F A C E G B 1 3 5 7 9 11 13</p>
<h3>E^bm11+</h3> <p>E^b G^b B^b D^b F A 1 3 5 7 9 11</p>	<h3>E^b13</h3> <p>E^b G B^b D^b F A^b C 1 3 5 7 9 11 13</p>	<h3>E^bm13</h3> <p>E^b G^b B^b D^b F A^b C 1 3 5 7 9 11 13</p>

B1	B2	B3	B4	B5	B6	B7	B8
B9	B10	B11	B12	B13	B14	B15	B16
B17	B18	B19	B20	B21	B22	B23	B24
B25	B26	B27	B28	B29	B30	B31	B32
B33	B34	B35	B36	B37	B38	B39	B40

C#/D^b13#11

C# F G# B D# G A#
D# F G# B D# G A#
1 3 5 7 9 #11 13

C#/D^bm13#11

C# E G# B D# A#
D# E G# B D# A#
1 3 5 7 9 11 13

ROOT
1ST INV.
2ND INV.
3RD INV.

C# / D^b

C# D# F G# A# B# C#
1 2 3 4 5 6 7 8
9 11 13

D13#11

D F# A C E G# B
1 3 5 7 9 #11 13

Dm13#11

D F A C E G# B
1 3 5 7 9 #11 13

ROOT
1ST INV.
2ND INV.
3RD INV.

D

D E F# G A B C# D
1 2 3 4 5 6 7 8
9 11 13

E^b13#11

E# G B# D# F A C
1 3 5 7 9 #11 13

E^bm13#11

E# G# B# D# F A C
1 3 5 7 9 #11 13

ROOT
1ST INV.
2ND INV.
3RD INV.

E^b











































E# F G A# B# C D E#
1 2 3 4 5 6 7 8
9 11 13

A Companion to *How Music REALLY Works!*, 2nd Edition, by Wayne Chase

This is SIZE "B" (megazine): 58" (146 cm) wide x 40" (102 cm) high.

B17

B1	B2	B3	B4	B5	B6	B7	B8
B9	B10	B11	B12	B13	B14	B15	B16
B17	B18	B19	B20	B21	B22	B23	B24
B25	B26	B27	B28	B29	B30	B31	B32
B33	B34	B35	B36	B37	B38	B39	B40



































































<h2>E</h2>   <p>E F# G# A B C# D# E 1 2 3 4 5 6 7 8 9 11 13</p>	<p>ROOT →</p> <p>1ST INV. →</p> <p>2ND INV. →</p> <p>3RD INV. →</p>	<h3>E I</h3> <p>E G# B 1 3 5</p>  <p>E G# B 1 3 5</p>  <p>G# B E 3 5 1</p>  <p>B E G# 5 1 3</p>	<h3>A IV</h3> <p>A C# E 1 3 5</p>  <p>A C# E 1 3 5</p>  <p>C# E A 3 5 1</p>  <p>E A C# 5 1 3</p>	<h3>B7 V7</h3> <p>B D# F# A 1 3 5 7</p>  <p>B D# F# A 1 3 5 7</p>  <p>D# F# A B 3 5 7 1</p>  <p>F# A B D# 5 7 1 3</p>	<h3>C#m VIm</h3> <p>C# E G# 1 3 5</p>  <p>C# E G# 1 3 5</p>  <p>E G# C# 3 5 1</p>  <p>G# C# E 5 1 3</p>
<h2>F</h2>   <p>F G A Bb C D E F 1 2 3 4 5 6 7 8 9 11 13</p>	<p>ROOT →</p> <p>1ST INV. →</p> <p>2ND INV. →</p> <p>3RD INV. →</p>	<h3>F I</h3> <p>F A C 1 3 5</p>  <p>F A C 1 3 5</p>  <p>A C F 3 5 1</p>  <p>C F A 5 1 3</p>	<h3>Bb IV</h3> <p>Bb D F 1 3 5</p>  <p>Bb D F 1 3 5</p>  <p>D F Bb 3 5 1</p>  <p>F Bb D 5 1 3</p>	<h3>C7 V7</h3> <p>C E G Bb 1 3 5 7</p>  <p>C E G Bb 1 3 5 7</p>  <p>E G Bb C 3 5 7 1</p>  <p>G Bb C E 5 7 1 3</p>	<h3>Dm VIm</h3> <p>D F A 1 3 5</p>  <p>D F A 1 3 5</p>  <p>F A D 3 5 1</p>  <p>A D F 5 1 3</p>
<h2>F# / Gb</h2>   <p>F# G# A# Bb C# D# F 1 2 3 4 5 6 7 8 9 11 13</p>	<p>ROOT →</p> <p>1ST INV. →</p> <p>2ND INV. →</p> <p>3RD INV. →</p>	<h3>F# / Gb I</h3> <p>F# G# A# 1 3 5</p>  <p>F# G# A# 1 3 5</p>  <p>G# A# F# 3 5 1</p>  <p>A# F# G# 5 1 3</p>	<h3>B IV</h3> <p>B D# F# 1 3 5</p>  <p>B D# F# 1 3 5</p>  <p>D# F# B 3 5 1</p>  <p>F# B D# 5 1 3</p>	<h3>C# / Db 7 V7</h3> <p>C# F# G# B 1 3 5 7</p>  <p>C# F# G# B 1 3 5 7</p>  <p>F# G# B C# 3 5 7 1</p>  <p>G# B C# F# 5 7 1 3</p>	<h3>D# / Eb m VIm</h3> <p>D# F# A# 1 3 5</p>  <p>D# F# A# 1 3 5</p>  <p>F# A# D# 3 5 1</p>  <p>A# D# F# 5 1 3</p>

B1	B2	B3	B4	B5	B6	B7	B8
B9	B10	B11	B12	B13	B14	B15	B16
B17	B18	B19	B20	B21	B22	B23	B24
B25	B26	B27	B28	B29	B30	B31	B32
B33	B34	B35	B36	B37	B38	B39	B40

A Companion to *How Music REALLY Works!*, 2nd Edition, by Wayne Chase

This is SIZE "B" (megazine): 58" (146 cm) wide x 40" (102 cm) high.

B18

<p>F#m ^{IIIm}</p> <p>F# A C# 1 3 5</p>  <p>F# A C# 1 3 5</p>  <p>A C# F# 3 5 1</p>  <p>C# F# A 5 1 3</p>	<p>G#7 ^{III7}</p> <p>G# C D# F# 1 3 5 7</p>  <p>G# C D# F# 1 3 5 7</p>  <p>C D# F# G# 3 5 7 1</p>  <p>D# F# G# C# 5 7 1 3</p>  <p>F# G# C D# 7 1 3 5</p>	<p>E</p> <p>E G# B 1 3 5</p>  <p>E G# B 1 3 5</p>  <p>G# B E 3 5 1</p>  <p>B E G# 5 1 3</p>	<p>Em</p> <p>E G B 1 3 5</p>  <p>E G B 1 3 5</p>  <p>C B E 3 5 1</p>  <p>B E G 5 1 3</p>	<p>E°</p> <p>E G B# 1 3 5</p>  <p>E G B# 1 3 5</p>  <p>C B# E 3 5 1</p>  <p>B# E G 5 1 3</p>	<p>E+</p> <p>E G# C 1 3 5</p>  <p>E G# C 1 3 5</p>  <p>C# C E 3 5 1</p>  <p>C E G# 5 1 3</p>	<p>Esus2</p> <p>E F# B 1 2 5</p>  <p>E F# B 1 2 5</p>  <p>F# B E 2 5 1</p>  <p>B E F# 5 1 2</p>
<p>Gm ^{IIIm}</p> <p>G B# D 1 3 5</p>  <p>G B# D 1 3 5</p>  <p>B# D G 3 5 1</p>  <p>D G B# 5 1 3</p>	<p>A7 ^{III7}</p> <p>A C# E G 1 3 5 7</p>  <p>A C# E G 1 3 5 7</p>  <p>C# E G A 3 5 7 1</p>  <p>E G A C# 5 7 1 3</p>  <p>G A C# E 7 1 3 5</p>	<p>F</p> <p>F A C 1 3 5</p>  <p>F A C 1 3 5</p>  <p>A C F 3 5 1</p>  <p>C F A 5 1 3</p>	<p>Fm</p> <p>F A# C 1 3 5</p>  <p>F A# C 1 3 5</p>  <p>A# C F 3 5 1</p>  <p>C F A# 5 1 3</p>	<p>F°</p> <p>F A# B 1 3 5</p>  <p>F A# B 1 3 5</p>  <p>A# B F 3 5 1</p>  <p>B F A# 5 1 3</p>	<p>F+</p> <p>F A C# 1 3 5</p>  <p>F A C# 1 3 5</p>  <p>A C# F 3 5 1</p>  <p>C# F A 5 1 3</p>	<p>Fsus2</p> <p>F G C 1 2 5</p>  <p>F G C 1 2 5</p>  <p>G C F 2 5 1</p>  <p>C F G 5 1 2</p>
<p>G#/A#m ^{IIIm}</p> <p>G# A# D# 1 3 5</p>  <p>G# A# D# 1 3 5</p>  <p>A# D# G# 3 5 1</p>  <p>D# G# A# 5 1 3</p>	<p>A#/B#7 ^{III7}</p> <p>A# D F G# 1 3 5 7</p>  <p>A# D F G# 1 3 5 7</p>  <p>D F G# A# 3 5 7 1</p>  <p>F G# A# D# 5 7 1 3</p>  <p>G# A# D# F# 7 1 3 5</p>	<p>F#/G#</p> <p>F# G# C# 1 3 5</p>  <p>F# G# C# 1 3 5</p>  <p>G# C# F# 3 5 1</p>  <p>C# F# G# 5 1 3</p>	<p>F#/G#m</p> <p>F# G# A C# 1 3 5</p>  <p>F# G# A C# 1 3 5</p>  <p>A C# F# 3 5 1</p>  <p>C# F# G# 5 1 3</p>	<p>F#/G#°</p> <p>F# G# A C 1 3 5</p>  <p>F# G# A C 1 3 5</p>  <p>A C F# 3 5 1</p>  <p>C F# G# 5 1 3</p>	<p>F#/G#+</p> <p>F# G# D 1 3 5</p>  <p>F# G# D 1 3 5</p>  <p>D F# G# 3 5 1</p>  <p>G# D F# 5 1 3</p>	<p>F#/G#sus2</p> <p>F# G# C# 1 2 5</p>  <p>F# G# C# 1 2 5</p>  <p>G# C# F# 2 5 1</p>  <p>C# F# G# 5 1 2</p>

A Companion to *How Music REALLY Works!*, 2nd Edition, by Wayne Chase

This is SIZE "B" (megazine): 58" (146 cm) wide x 40" (102 cm) high.

B19

B1	B2	B3	B4	B5	B6	B7	B8
B9	B10	B11	B12	B13	B14	B15	B16
B17	B18	B19	B20	B21	B22	B23	B24
B25	B26	B27	B28	B29	B30	B31	B32
B33	B34	B35	B36	B37	B38	B39	B40

Esus4
E A B
1 4 5

E A B
1 4 5
B C E
4 5 1

E-5
C G# D#
1 3 #5

E G# D#
1 3 #5
C# B# E
3 #5 1

E6
C G# D# C#
1 3 5 6

E G# B C#
1 3 5 6
C# B# C# E
3 5 6 1

Em6
C G B C#
1 #3 5 6

E G B C#
1 #3 5 6
G B C# E
#3 5 6 1

E7
C G# B D
1 3 5 #7

E G# B D
1 3 5 #7
G# B D E
3 5 #7 1

Em7
C G B D
1 #3 5 #7

E G B D
1 #3 5 #7
G B D E
#3 5 #7 1

E°7
C G B# D#
1 #3 #5 6

E G B# D#
1 #3 #5 6
G B# D# E
#3 #5 6 1

Fsus4
F B# C
1 4 5

F B# C
1 4 5
B# C F
4 5 1

F-5
F A B
1 3 #5

F A B
1 3 #5
A B F
3 #5 1

F6
F A C D
1 3 5 6

F A C D
1 3 5 6
A C D F
3 5 6 1

Fm6
F A# C D
1 #3 5 6

F A# C D
1 #3 5 6
A# C D F
#3 5 6 1

F7
F A C E#
1 3 5 #7

F A C E#
1 3 5 #7
A C E# F
3 5 #7 1

Fm7
F A# C E#
1 #3 5 #7

F A# C E#
1 #3 5 #7
A# C E# F
#3 5 #7 1

F°7
F A# B D
1 #3 #5 6

F A# B D
1 #3 #5 6
A# B D F
#3 #5 6 1

F#/G#sus4
F# G# B D#
1 4 5

F# G# B D#
1 4 5
G# B D# F#
4 5 1

F#/G#-5
F# G# B# C
1 3 #5

F# G# B# C
1 3 #5
G# B# C F#
3 #5 1

F#/G#6
F# G# B# C# D#
1 3 5 6

F# G# B# C# D#
1 3 5 6
G# B# C# D# F#
3 5 6 1

F#/G#m6
F# G# A C# D#
1 #3 5 6

F# G# A C# D#
1 #3 5 6
G# A C# D# F#
#3 5 6 1

F#/G#7
F# G# B# D# E
1 3 5 #7

F# G# B# D# E
1 3 5 #7
G# B# D# E F#
3 5 #7 1

F#/G#m7
F# G# A D# E
1 #3 5 #7

F# G# A D# E
1 #3 5 #7
G# A D# E F#
#3 5 #7 1

F#/G#°7
F# G# A C# D#
1 #3 #5 6

F# G# A C# D#
1 #3 #5 6
G# A C# D# F#
#3 #5 6 1

A Companion to *How Music REALLY Works!*, 2nd Edition, by Wayne Chase

B20

This is SIZE "B" (megazine): 58" (146 cm) wide x 40" (102 cm) high.

B1	B2	B3	B4	B5	B6	B7	B8
B9	B10	B11	B12	B13	B14	B15	B16
B17	B18	B19	B20	B21	B22	B23	B24
B25	B26	B27	B28	B29	B30	B31	B32
B33	B34	B35	B36	B37	B38	B39	B40

















































<h3>EM7</h3> <p>E G^b B D^b 1 3 5 7</p>	<h3>Em,M7</h3> <p>E G B D^b 1 3 5 7</p>	<h3>E7/6</h3> <p>E G^b B C^b D 1 3 5 6 7</p>	<h3>E9</h3> <p>E G^b B D F^b 1 3 5 7 9</p>	<h3>Em9</h3> <p>E G B D F^b 1 3 5 7 9</p>
<h3>FM7</h3> <p>F A C E 1 3 5 7</p>	<h3>Fm,M7</h3> <p>F A^b C E 1 3 5 7</p>	<h3>F7/6</h3> <p>F A C D E^b 1 3 5 6 7</p>	<h3>F9</h3> <p>F A C E^b G 1 3 5 7 9</p>	<h3>Fm9</h3> <p>F A^b C E^b G 1 3 5 7 9</p>
<h3>F[#]/G^bM7</h3> <p>F[#] A^b C^b F 1 3 5 7</p>	<h3>F[#]/G^bm,M7</h3> <p>F[#] A C^b F 1 3 5 7</p>	<h3>F[#]/G^b7/6</h3> <p>F[#] A^b C^b D^b E 1 3 5 6 7</p>	<h3>F[#]/G^b9</h3> <p>F[#] A^b C^b E A^b 1 3 5 7 9</p>	<h3>F[#]/G^bm9</h3> <p>F[#] A C^b E A^b 1 3 5 7 9</p>

A Companion to *How Music REALLY Works!*, 2nd Edition, by Wayne Chase

B21

This is SIZE "B" (megazine): 58" (146 cm) wide x 40" (102 cm) high.

B1	B2	B3	B4	B5	B6	B7	B8
B9	B10	B11	B12	B13	B14	B15	B16
B17	B18	B19	B20	B21	B22	B23	B24
B25	B26	B27	B28	B29	B30	B31	B32
B33	B34	B35	B36	B37	B38	B39	B40

<h3>E⁻9</h3> <p>E G[#] B D F 1 3 5 7 9</p>  <p>E G[#] B D F 1 3 5 7 9</p>  <p>G[#] B E D F 3 5 1 7 9</p>  <p>B 5 E G[#] D F 5 1 3 7 9</p>  <p>D E G[#] B F 7 1 3 5 9</p>	<h3>Em⁻9</h3> <p>E G B D F 1 3 5 7 9</p>  <p>E G B D F 1 3 5 7 9</p>  <p>G B E D F 3 5 1 7 9</p>  <p>B 5 E G D F 5 1 3 7 9</p>  <p>D E G B F 7 1 3 5 9</p>	<h3>E9⁺</h3> <p>E G[#] B D G 1 3 5 7 9</p>  <p>E G[#] B D G 1 3 5 7 9</p>  <p>G[#] B E D G 3 5 1 7 9</p>  <p>B 5 E G D G 5 1 3 7 9</p>  <p>D E G[#] B G 7 1 3 5 9</p>	<h3>E9/6</h3> <p>E G[#] B C[#] F[#] 1 3 5 6 9</p>  <p>E G[#] B C[#] F[#] 1 3 5 6 9</p>  <p>G[#] B E C[#] F[#] 3 5 1 6 9</p>  <p>B 5 E G[#] C[#] F[#] 5 1 3 6 9</p>  <p>C[#] E G[#] B F[#] 6 1 3 5 9</p>
<h3>F⁻9</h3> <p>F A C E^b G^b 1 3 5 7 9</p>  <p>F A C E^b G^b 1 3 5 7 9</p>  <p>A C F B G 3 5 1 7 9</p>  <p>C F A B G 5 1 3 7 9</p>  <p>B^b F A C G 7 1 3 5 9</p>	<h3>Fm⁻9</h3> <p>F A^b C E^b G^b 1 3 5 7 9</p>  <p>F A^b C E^b G^b 1 3 5 7 9</p>  <p>A^b C F B G 3 5 1 7 9</p>  <p>C F A^b B G 5 1 3 7 9</p>  <p>B^b F A^b C G 7 1 3 5 9</p>	<h3>F9⁺</h3> <p>F A C E^b G[#] 1 3 5 7 9</p>  <p>F A C E^b G[#] 1 3 5 7 9</p>  <p>A C F B G 3 5 1 7 9</p>  <p>C F A B G 5 1 3 7 9</p>  <p>B^b F A C G 7 1 3 5 9</p>	<h3>F9/6</h3> <p>F A C D G 1 3 5 6 9</p>  <p>F A C D G 1 3 5 6 9</p>  <p>A C F D G 3 5 1 6 9</p>  <p>C F A D G 5 1 3 6 9</p>  <p>D F A C G 6 1 3 5 9</p>
<h3>F[#]/G^b-9</h3> <p>F[#] A[#] C[#] E G C^b B^b D^b E^b G 1 3 5 7 9</p>  <p>F[#] A[#] C[#] E G C^b B^b D^b E^b G 1 3 5 7 9</p>  <p>A[#] B^b D^b E G 3 5 1 7 9</p>  <p>C[#] D^b E^b F[#] G 5 1 3 7 9</p>  <p>E G[#] A[#] C[#] D^b G 7 1 3 5 9</p>	<h3>F[#]/G^bm⁻9</h3> <p>F[#] A[#] C[#] E G C^b B^b D^b E^b G 1 3 5 7 9</p>  <p>F[#] A[#] C[#] E G C^b B^b D^b E^b G 1 3 5 7 9</p>  <p>A[#] B^b D^b E G 3 5 1 7 9</p>  <p>C[#] D^b E^b F[#] G 5 1 3 7 9</p>  <p>E G[#] A[#] C[#] D^b G 7 1 3 5 9</p>	<h3>F[#]/G^b9⁺</h3> <p>F[#] A[#] C[#] E A C^b B^b D^b E^b A 1 3 5 7 9</p>  <p>F[#] A[#] C[#] E A C^b B^b D^b E^b A 1 3 5 7 9</p>  <p>A[#] B^b D^b E A 3 5 1 7 9</p>  <p>C[#] D^b E^b F[#] A 5 1 3 7 9</p>  <p>E G[#] A[#] C[#] D^b A 7 1 3 5 9</p>	<h3>F[#]/G^b9/6</h3> <p>F[#] A[#] C[#] D[#] G[#] C^b B^b D^b E^b A[#] 1 3 5 6 9</p>  <p>F[#] A[#] C[#] D[#] G[#] C^b B^b D^b E^b A[#] 1 3 5 6 9</p>  <p>A[#] B^b D^b E^b G[#] 3 5 1 6 9</p>  <p>C[#] D^b E^b F[#] G[#] 5 1 3 6 9</p>  <p>D^b E^b G[#] A[#] C[#] 6 1 3 5 9</p>

A Companion to *How Music REALLY Works!*, 2nd Edition, by Wayne Chase

B22

This is SIZE "B" (megazine): 58" (146 cm) wide x 40" (102 cm) high.

B1	B2	B3	B4	B5	B6	B7	B8
B9	B10	B11	B12	B13	B14	B15	B16
B17	B18	B19	B20	B21	B22	B23	B24
B25	B26	B27	B28	B29	B30	B31	B32
B33	B34	B35	B36	B37	B38	B39	B40

<h3>Em9/6</h3> <p>E G B C[#] F[#] 1 3 5 6 9</p>	<h3>E11</h3> <p>E G[#] B D F[#] A 1 3 5 7 9 11</p>	<h3>Em11</h3> <p>E G B D F[#] A 1 3 5 7 9 11</p>	<h3>E11+</h3> <p>E G[#] B D F[#] A[#] 1 3 5 7 9 11</p>
<h3>Fm9/6</h3> <p>F A^b C D G 1 3 5 6 9</p>	<h3>F11</h3> <p>F A C E^b G B^b 1 3 5 7 9 11</p>	<h3>Fm11</h3> <p>F A^b C E^b G B^b 1 3 5 7 9 11</p>	<h3>F11+</h3> <p>F A C E^b G B 1 3 5 7 9 11</p>
<h3>F[#]/G^bm9/6</h3> <p>F[#] A[#] C[#] D[#] G[#] 1 3 5 6 9</p>	<h3>F[#]/G^b11</h3> <p>F[#] A[#] C[#] D[#] E G[#] B 1 3 5 7 9 11</p>	<h3>F[#]/G^bm11</h3> <p>F[#] A[#] C[#] D[#] E G[#] B 1 3 5 7 9 11</p>	<h3>F[#]/G^b11+</h3> <p>F[#] A[#] C[#] D[#] E G[#] C 1 3 5 7 9 11</p>

A Companion to *How Music REALLY Works!*, 2nd Edition, by Wayne Chase

This is SIZE "B" (megazine): 58" (146 cm) wide x 40" (102 cm) high.

B23

B1	B2	B3	B4	B5	B6	B7	B8
B9	B10	B11	B12	B13	B14	B15	B16
B17	B18	B19	B20	B21	B22	B23	B24
B25	B26	B27	B28	B29	B30	B31	B32
B33	B34	B35	B36	B37	B38	B39	B40

<h3>Em11+</h3> <p>E G B D F# A# 1 3 5 7 9 #11</p>	<h3>E13</h3> <p>E G# B D F# A C# 1 3 5 7 9 11 13</p>	<h3>Em13</h3> <p>E G B D F# A C# 1 3 5 7 9 11 13</p>
<h3>Fm11+</h3> <p>F A# C E# G B 1 3 5 7 9 #11</p>	<h3>F13</h3> <p>F A C E# G B# D 1 3 5 7 9 11 13</p>	<h3>Fm13</h3> <p>F A# C E# G B# D 1 3 5 7 9 11 13</p>
<h3>F#/Gb11+</h3> <p>F# A C# E G# B 1 3 5 7 9 #11</p>	<h3>F#/Gb13</h3> <p>F# A# C# E G# B# D# 1 3 5 7 9 11 13</p>	<h3>F#/Gb13</h3> <p>F# A C# E G# B D# 1 3 5 7 9 11 13</p>

B1	B2	B3	B4	B5	B6	B7	B8
B9	B10	B11	B12	B13	B14	B15	B16
B17	B18	B19	B20	B21	B22	B23	B24
B25	B26	B27	B28	B29	B30	B31	B32
B33	B34	B35	B36	B37	B38	B39	B40

E13#11

E G# B D F# A# C#
 1 3 5 7 9 #11 13

5 7 9

Em13#11

E G B D F# A# C#
 1 3 5 7 9 #11 13

5 7 9

ROOT
 1ST INV.
 2ND INV.
 3RD INV.

E

E F# G# A B C# D# E
 1 2 3 4 5 6 7 8
 9 11 13

F13#11

F A C# E# G# B D
 1 3 5 7 9 #11 13

5 7 9

Fm13#11

F A# C# E# G# B D
 1 3 5 7 9 #11 13

5 7 9

ROOT
 1ST INV.
 2ND INV.
 3RD INV.

F

F G A B C D E F
 1 2 3 4 5 6 7 8
 9 11 13

F#/Gb13#11

F# A# C# E G# B D#
 1 3 5 7 9 #11 13

5 7 9

F#/Gbm13#11

F# A# C# E G# B D#
 1 3 5 7 9 #11 13

5 7 9

ROOT
 1ST INV.
 2ND INV.
 3RD INV.

F# / Gb

F# G# A# B C# D# F#
 1 2 3 4 5 6 7 8
 9 11 13

A companion to *How Music REALLY Works!*, 2nd Edition, by Wayne Chase

This is SIZE "B" (megazine): 58" (146 cm) wide x 40" (102 cm) high.

B25

B1	B2	B3	B4	B5	B6	B7	B8
B9	B10	B11	B12	B13	B14	B15	B16
B17	B18	B19	B20	B21	B22	B23	B24
B25	B26	B27	B28	B29	B30	B31	B32
B33	B34	B35	B36	B37	B38	B39	B40

















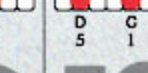



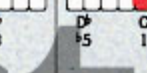






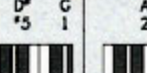









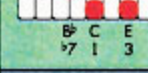



















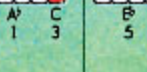































<h1>G</h1> <p>G A B C D E F G 1 2 3 4 5 6 7 8 9 11 13</p>	<p>ROOT →</p> <p>1ST INV. →</p> <p>2ND INV. →</p> <p>3RD INV. →</p>	<p>G I</p> <p>G B D 1 3 5</p> <p>G B D 1 3 5</p>	<p>C IV</p> <p>C E G 1 3 5</p> <p>C E G 1 3 5</p>	<p>D7 V7</p> <p>D F# A C 1 3 5 7</p> <p>D F# A C 1 3 5 7</p>	<p>Em VIIm</p> <p>E G B 1 3 5</p> <p>E G B 1 3 5</p>
		<p>A^b I</p> <p>A^b C E^b 1 3 5</p> <p>A^b C E^b 1 3 5</p>	<p>D^b IV</p> <p>D^b F A^b 1 3 5</p> <p>D^b F A^b 1 3 5</p>	<p>E^b7 V7</p> <p>E^b G B^b D^b 1 3 5 7</p> <p>E^b G B^b D^b 1 3 5 7</p>	<p>Fm VIIm</p> <p>F A^b C 1 3 5</p> <p>F A^b C 1 3 5</p>
		<p>A I</p> <p>A C# E 1 3 5</p> <p>A C# E 1 3 5</p>	<p>D IV</p> <p>D F# A 1 3 5</p> <p>D F# A 1 3 5</p>	<p>E7 V7</p> <p>E G# B D 1 3 5 7</p> <p>E G# B D 1 3 5 7</p>	<p>F#m VIIm</p> <p>F# A C# 1 3 5</p> <p>F# A C# 1 3 5</p>
		<p>A^b B^b C D^b E^b F G A^b 1 2 3 4 5 6 7 8 9 11 13</p>	<p>A I</p> <p>A B C D E F G A 1 2 3 4 5 6 7 8 9 11 13</p>	<p>A I</p> <p>A C# E 1 3 5</p> <p>A C# E 1 3 5</p>	<p>D IV</p> <p>D F# A 1 3 5</p> <p>D F# A 1 3 5</p>

B1	B2	B3	B4	B5	B6	B7	B8
B9	B10	B11	B12	B13	B14	B15	B16
B17	B18	B19	B20	B21	B22	B23	B24
B25	B26	B27	B28	B29	B30	B31	B32
B33	B34	B35	B36	B37	B38	B39	B40

A Companion to *How Music REALLY Works!*, 2nd Edition, by Wayne Chase

This is SIZE "B" (megazine): 58" (146 cm) wide x 40" (102 cm) high.

B26

<p>Am ^{IIIm}</p> <p>A C E 1 3 5</p>  <p>A C E 1 3 5</p>  <p>C E A 3 5 1</p>  <p>E A C 5 1 3</p> 	<p>B7 ^{III7}</p> <p>B D[#] F[#] A 1 3 5 7</p>  <p>B D[#] F[#] A 1 3 5 7</p>  <p>D[#] F[#] A B 3 5 7 1</p>  <p>F[#] A B D[#] 5 7 1 3</p>  <p>A B D[#] F[#] 7 1 3 5</p> 	<p>G</p> <p>G B D 1 3 5</p>  <p>G B D 1 3 5</p>  <p>B D G 3 5 1</p>  <p>D C B 5 1 3</p> 	<p>Gm</p> <p>G B^b D 1 3 5</p>  <p>G B^b D 1 3 5</p>  <p>B^b D G 3 5 1</p>  <p>D C B^b 5 1 3</p> 	<p>G^o</p> <p>G B^b D[#] 1 3 5</p>  <p>G B^b D[#] 1 3 5</p>  <p>B^b D[#] G 3 5 1</p>  <p>D[#] C B^b 5 1 3</p> 	<p>G+</p> <p>G B D[#] 1 3 5</p>  <p>G B D[#] 1 3 5</p>  <p>B D[#] G 3 5 1</p>  <p>D[#] C B 5 1 3</p> 	<p>Gsus2</p> <p>G A D 1 2 5</p>  <p>G A D 1 2 5</p>  <p>A D G 2 5 1</p>  <p>D G A 5 1 2</p> 
<p>B^bm ^{IIIm}</p> <p>B^b D^b F 1 3 5</p>  <p>B^b D^b F 1 3 5</p>  <p>D^b F B^b 3 5 1</p>  <p>F B^b D^b 5 1 3</p> 	<p>C7 ^{III7}</p> <p>C E G B^b 1 3 5 7</p>  <p>C E G B^b 1 3 5 7</p>  <p>E G B^b C 3 5 7 1</p>  <p>G B^b C E 5 7 1 3</p>  <p>B^b C E G 7 1 3 5</p> 	<p>A^b</p> <p>A^b C E^b 1 3 5</p>  <p>A^b C E^b 1 3 5</p>  <p>C E^b A^b 3 5 1</p>  <p>E^b A^b C 5 1 3</p> 	<p>A^bm</p> <p>A^b B E^b 1 3 5</p>  <p>A^b B E^b 1 3 5</p>  <p>B E^b A^b 3 5 1</p>  <p>E^b A^b B 5 1 3</p> 	<p>A^bo</p> <p>A^b B D 1 3 5</p>  <p>A^b B D 1 3 5</p>  <p>B D A^b 3 5 1</p>  <p>D A^b B 5 1 3</p> 	<p>A^b+</p> <p>A^b C E 1 3 5</p>  <p>A^b C E 1 3 5</p>  <p>C E A^b 3 5 1</p>  <p>E A^b C 5 1 3</p> 	<p>A^bsus2</p> <p>A^b B^b E^b 1 2 5</p>  <p>A^b B^b E^b 1 2 5</p>  <p>A^b B^b E^b 1 2 5</p>  <p>B^b E^b A^b 2 5 1</p>  <p>E^b A^b B^b 5 1 2</p> 
<p>Bm ^{IIIm}</p> <p>B D F[#] 1 3 5</p>  <p>B D F[#] 1 3 5</p>  <p>D F[#] B 3 5 1</p>  <p>F[#] B D 5 1 3</p> 	<p>C[#]7 ^{III7}</p> <p>C[#] F C[#] B 1 3 5 7</p>  <p>C[#] F C[#] B 1 3 5 7</p>  <p>F C[#] B C[#] 3 5 7 1</p>  <p>C[#] B C[#] F 5 7 1 3</p>  <p>B C[#] F C[#] 7 1 3 5</p> 	<p>A</p> <p>A C[#] E 1 3 5</p>  <p>A C[#] E 1 3 5</p>  <p>C[#] E A 3 5 1</p>  <p>E A C[#] 5 1 3</p> 	<p>Am</p> <p>A C E 1 3 5</p>  <p>A C E 1 3 5</p>  <p>C E A 3 5 1</p>  <p>E A C 5 1 3</p> 	<p>A^o</p> <p>A C E^b 1 3 5</p>  <p>A C E^b 1 3 5</p>  <p>C E^b A 3 5 1</p>  <p>E^b A C 5 1 3</p> 	<p>A+</p> <p>A C[#] F 1 3 5</p>  <p>A C[#] F 1 3 5</p>  <p>C[#] F A 3 5 1</p>  <p>F A C[#] 5 1 3</p> 	<p>Asus2</p> <p>A B E 1 2 5</p>  <p>A B E 1 2 5</p>  <p>A B E 1 2 5</p>  <p>B E A 2 5 1</p>  <p>E A B 5 1 2</p> 

B1	B2	B3	B4	B5	B6	B7	B8
B9	B10	B11	B12	B13	B14	B15	B16
B17	B18	B19	B20	B21	B22	B23	B24
B25	B26	B27	B28	B29	B30	B31	B32
B33	B34	B35	B36	B37	B38	B39	B40

A Companion to *How Music REALLY Works!*, 2nd Edition, by Wayne Chase

This is SIZE "B" (megazine): 58" (146 cm) wide x 40" (102 cm) high.

B27

<p>Gsus4</p> <p>G C D 1 4 5</p> <p>G CD 1 45</p> <p>D G C 5 1 4</p>	<p>G⁻5</p> <p>G B D^b 1 3 ^b5</p> <p>G B D^b 1 3 ^b5</p> <p>D^b G B ^b5 1 3</p>	<p>G6</p> <p>G B D E 1 3 5 6</p> <p>G B DE 1 3 56</p> <p>D E G B 3 6 1 3</p> <p>E G B D 6 1 3 5</p>	<p>Gm6</p> <p>G B^b D E 1 ^b3 5 6</p> <p>G B^b DE 1 ^b3 56</p> <p>D E G B^b 3 6 1 ^b3</p> <p>E G B^b D 6 1 ^b3 5</p>	<p>G7</p> <p>G B D F 1 3 5 ^b7</p> <p>G B D F 1 3 5 ^b7</p> <p>D F G B 3 ^b7 1 3</p> <p>F G B D ^b7 1 3 5</p>	<p>Gm7</p> <p>G B^b D F 1 ^b3 5 ^b7</p> <p>G B^b D F 1 ^b3 5 ^b7</p> <p>D F G B^b 3 ^b7 1 ^b3</p> <p>F G B^b D ^b7 1 ^b3 5</p>	<p>G^o7</p> <p>G B^b D^b E 1 ^b3 ^b5 6</p> <p>G B^b D^b E 1 ^b3 ^b5 6</p> <p>D^b E G B^b ^b5 6 1 ^b3</p> <p>E G B^b D^b 6 1 ^b3 ^b5</p>
<p>A^bsus4</p> <p>A^b D^b E^b 1 4 5</p> <p>A^b D^b E^b 1 4 5</p> <p>D^b E^b A^b 4 5 1</p> <p>E^b A^b D^b 5 1 4</p>	<p>A^b5</p> <p>A^b C D 1 3 ^b5</p> <p>A^b C D 1 3 ^b5</p> <p>D E A^b C 3 ^b5 1</p> <p>D A^b C ^b5 1 3</p>	<p>A^b6</p> <p>A^b C E^b F 1 3 5 6</p> <p>A^b C E^b F 1 3 5 6</p> <p>C E^b F A^b 3 5 6 1</p> <p>E^b F A^b C 5 6 1 3</p> <p>F A^b C E^b 6 1 3 5</p>	<p>A^bm6</p> <p>A^b B E^b F 1 ^b3 5 6</p> <p>A^b B E^b F 1 ^b3 5 6</p> <p>B E^b F A^b ^b3 5 6 1</p> <p>F A^b B E^b 6 1 ^b3 5</p>	<p>A^b7</p> <p>A^b C E^b G^b 1 3 5 ^b7</p> <p>A^b C E^b G^b 1 3 5 ^b7</p> <p>C E^b G^b A^b 3 5 ^b7 1</p> <p>E^b G^b A^b C 5 ^b7 1 3</p>	<p>A^bm7</p> <p>A^b B E^b G^b 1 ^b3 5 ^b7</p> <p>A^b B E^b G^b 1 ^b3 5 ^b7</p> <p>B E^b G^b A^b ^b3 5 ^b7 1</p> <p>E^b G^b A^b B 5 ^b7 1 ^b3</p>	<p>A^b°7</p> <p>A^b B D F 1 ^b3 ^b5 6</p> <p>A^b B D F 1 ^b3 ^b5 6</p> <p>B D F A^b ^b3 ^b5 6 1</p> <p>D F A^b B ^b5 6 1 ^b3</p> <p>F A^b B D 6 1 ^b3 ^b5</p>
<p>Asus4</p> <p>A D E 1 4 5</p> <p>A DE 1 45</p> <p>D E A 4 5 1</p> <p>E A D 5 1 4</p>	<p>A⁻5</p> <p>A C^b E^b 1 3 ^b5</p> <p>A C^b E^b 1 3 ^b5</p> <p>C^b E^b A 3 ^b5 1</p> <p>B A C^b ^b5 1 3</p>	<p>A6</p> <p>A C^b E^b F^b 1 3 5 6</p> <p>A C^b E^b F^b 1 3 5 6</p> <p>C^b E^b F^b A 3 5 6 1</p> <p>E^b F^b A C^b 5 6 1 3</p> <p>F^b A C^b E^b 6 1 3 5</p>	<p>Am6</p> <p>A C E^b F^b 1 ^b3 5 6</p> <p>A C E^b F^b 1 ^b3 5 6</p> <p>C E^b F^b A ^b3 5 6 1</p> <p>E^b F^b A C 5 6 1 ^b3</p> <p>F^b A C E^b 6 1 ^b3 5</p>	<p>A7</p> <p>A C^b E C 1 3 5 ^b7</p> <p>A C^b E C 1 3 5 ^b7</p> <p>C^b E C A 3 5 ^b7 1</p> <p>E C A C^b 5 ^b7 1 3</p>	<p>Am7</p> <p>A C E^b G^b 1 ^b3 5 ^b7</p> <p>A C E^b G^b 1 ^b3 5 ^b7</p> <p>C E^b G^b A ^b3 5 ^b7 1</p> <p>E G^b A C 5 ^b7 1 ^b3</p>	<p>A^o7</p> <p>A C E^b G^b 1 ^b3 ^b5 6</p> <p>A C E^b G^b 1 ^b3 ^b5 6</p> <p>C E^b G^b A ^b3 ^b5 6 1</p> <p>E G^b A C ^b5 6 1 ^b3</p> <p>G^b A C E^b 6 1 ^b3 ^b5</p>

A Companion to *How Music REALLY Works!*, 2nd Edition, by Wayne Chase

This is SIZE "B" (megazine): 58" (146 cm) wide x 40" (102 cm) high.

B28

B1	B2	B3	B4	B5	B6	B7	B8
B9	B10	B11	B12	B13	B14	B15	B16
B17	B18	B19	B20	B21	B22	B23	B24
B25	B26	B27	B28	B29	B30	B31	B32
B33	B34	B35	B36	B37	B38	B39	B40


























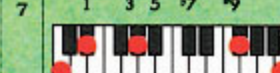






















<h3>GM7</h3> <p>G B D F# 1 3 5 7</p>  <p>C B D F# 1 3 5 7</p>  <p>B D F# G 3 5 7 1</p>  <p>D F# G B 5 7 1 3</p>  <p>F# G B D 7 1 3 5</p>	<h3>Gm,M7</h3> <p>G Bb D F# 1 b3 5 7</p>  <p>C Bb D F# 1 b3 5 7</p>  <p>Bb D F# G b3 5 7 1</p>  <p>D F# G Bb 5 7 1 b3</p>  <p>F# G Bb D 7 1 b3 5</p>	<h3>G7/6</h3> <p>G B D E F 1 3 5 6 7</p>  <p>C B D E F 1 3 5 6 7</p>  <p>B D E F G 3 5 6 7 1</p>  <p>D E F G B 5 6 7 1 3</p>  <p>E G B D F 6 1 3 5 7</p>	<h3>G9</h3> <p>G B D F A 1 3 5 b7 9</p>  <p>C B D F A 1 3 5 b7 9</p>  <p>B D G F A 3 5 1 b7 9</p>  <p>D G B F A 5 1 3 b7 9</p>  <p>F C B D A b7 1 3 5 9</p>	<h3>Gm9</h3> <p>G Bb D F A 1 b3 5 b7 9</p>  <p>C Bb D F A 1 b3 5 b7 9</p>  <p>Bb D G F A b3 5 1 b7 9</p>  <p>D G Bb F A 5 1 b3 b7 9</p>  <p>F C Bb D A b7 1 b3 5 9</p>
<h3>AbM7</h3> <p>Ab C Eb G 1 3 5 7</p>  <p>Ab C Eb G 1 3 5 7</p>  <p>C Eb GA 3 5 7 1</p>  <p>B GA C 5 7 1 3</p>  <p>GA C B 7 1 3 5</p>	<h3>Abm,M7</h3> <p>Ab B Eb G 1 b3 5 7</p>  <p>Ab B Eb G 1 b3 5 7</p>  <p>B Eb GA b3 5 7 1</p>  <p>B GA B 5 7 1 b3</p>  <p>GA B B 7 1 b3 5</p>	<h3>Ab7/6</h3> <p>Ab C Eb F G# 1 3 5 6 b7</p>  <p>Ab C Eb F G# 1 3 5 6 b7</p>  <p>C Eb FGA 3 5 6 b7 1</p>  <p>B FGA C 5 6 b7 1 3</p>  <p>F Ab C B G# 6 1 3 5 7</p>	<h3>Ab9</h3> <p>Ab C Eb G# Bb 1 3 5 b7 9</p>  <p>Ab C Eb G# Bb 1 3 5 b7 9</p>  <p>C Eb Ab G# Bb 3 5 1 b7 9</p>  <p>B Ab C G# Bb 5 1 3 b7 9</p>  <p>GA C B Bb b7 1 3 5 9</p>	<h3>Abm9</h3> <p>Ab B Eb G# Bb 1 b3 5 b7 9</p>  <p>Ab B Eb G# Bb 1 b3 5 b7 9</p>  <p>B B Ab G# Bb b3 5 1 b7 9</p>  <p>B Ab B G# Bb 5 1 b3 b7 9</p>  <p>GA B B Bb b7 1 b3 5 9</p>
<h3>AM7</h3> <p>A C# E G# 1 3 5 7</p>  <p>A C# E G# 1 3 5 7</p>  <p>C# E GA 3 5 7 1</p>  <p>E GA C# 5 7 1 3</p>  <p>C# A C# E 7 1 3 5</p>	<h3>Am,M7</h3> <p>A C E G# 1 b3 5 7</p>  <p>A C E G# 1 b3 5 7</p>  <p>C E GA b3 5 7 1</p>  <p>E GA C 5 7 1 b3</p>  <p>C# A C E 7 1 b3 5</p>	<h3>A7/6</h3> <p>A C# E F# G 1 3 5 6 7</p>  <p>A C# E F# G 1 3 5 6 7</p>  <p>C# E F# GA 3 5 6 7 1</p>  <p>E F# GA C# 5 6 7 1 3</p>  <p>F# A C# E G 6 1 3 5 7</p>	<h3>A9</h3> <p>A C# E G B 1 3 5 b7 9</p>  <p>A C# E G B 1 3 5 b7 9</p>  <p>C# E A G B 3 5 1 b7 9</p>  <p>E A C# G B 5 1 3 b7 9</p>  <p>GA C# E B b7 1 3 5 9</p>	<h3>Am9</h3> <p>A C E G B 1 b3 5 b7 9</p>  <p>A C E G B 1 b3 5 b7 9</p>  <p>C E A G B b3 5 1 b7 9</p>  <p>E A C G B 5 1 b3 b7 9</p>  <p>GA C E B b7 1 b3 5 9</p>

A Companion to *How Music REALLY Works!*, 2nd Edition, by Wayne Chase

This is SIZE "B" (megazine): 58" (146 cm) wide x 40" (102 cm) high.

B29

B1	B2	B3	B4	B5	B6	B7	B8
B9	B10	B11	B12	B13	B14	B15	B16
B17	B18	B19	B20	B21	B22	B23	B24
B25	B26	B27	B28	B29	B30	B31	B32
B33	B34	B35	B36	B37	B38	B39	B40

<h3>G⁻9</h3> <p>C B D F A^b 1 3 5 7 9</p>  <p>G B D F A^b 1 3 5 7 9</p>  <p>B D G F A^b 3 5 1 7 9</p>  <p>D G B F A^b 5 1 3 7 9</p>  <p>F G B D A^b 7 1 3 5 9</p>	<h3>Gm⁻9</h3> <p>C B^b D F A^b 1 3 5 7 9</p>  <p>G B^b D F A^b 1 3 5 7 9</p>  <p>B^b D G F A^b 3 5 1 7 9</p>  <p>D G B^b F A^b 5 1 3 7 9</p>  <p>F G B^b D A^b 7 1 3 5 9</p>	<h3>G9⁺</h3> <p>C B D F A[#] 1 3 5 7 9</p>  <p>G B D F A[#] 1 3 5 7 9</p>  <p>B D G F A[#] 3 5 1 7 9</p>  <p>D G B F A[#] 5 1 3 7 9</p>  <p>F G B D A[#] 7 1 3 5 9</p>	<h3>G9/6</h3> <p>C B D E A 1 3 5 6 9</p>  <p>G B D E A 1 3 5 6 9</p>  <p>B D G E A 3 5 1 6 9</p>  <p>D G B E A 5 1 3 6 9</p>  <p>E G B D A 6 1 3 5 9</p>
<h3>A^b-9</h3> <p>A^b C E^b G^b A 1 3 5 7 9</p>  <p>A^b C E^b G^b A 1 3 5 7 9</p>  <p>C E^b A^b G^b A 3 5 1 7 9</p>  <p>E^b A^b C G^b A 5 1 3 7 9</p>  <p>A^b C E^b G^b A 7 1 3 5 9</p>	<h3>A^bm⁻9</h3> <p>A^b B E^b G^b A 1 3 5 7 9</p>  <p>A^b B E^b G^b A 1 3 5 7 9</p>  <p>B E^b A^b G^b A 3 5 1 7 9</p>  <p>E^b A^b B G^b A 5 1 3 7 9</p>  <p>A^b B E^b G^b A 7 1 3 5 9</p>	<h3>A^b9⁺</h3> <p>A^b C E^b G^b B 1 3 5 7 9</p>  <p>A^b C E^b G^b B 1 3 5 7 9</p>  <p>C E^b A^b G^b B 3 5 1 7 9</p>  <p>E^b A^b C G^b B 5 1 3 7 9</p>  <p>A^b C E^b G^b B 7 1 3 5 9</p>	<h3>A^b9/6</h3> <p>A^b C E^b F B^b 1 3 5 6 9</p>  <p>A^b C E^b F B^b 1 3 5 6 9</p>  <p>C E^b A^b F B^b 3 5 1 6 9</p>  <p>E^b A^b C F B^b 5 1 3 6 9</p>  <p>A^b C E^b F B^b 7 1 3 5 9</p>
<h3>A⁻9</h3> <p>A C[#] E G C B^b 1 3 5 7 9</p>  <p>A C[#] E G C B^b 1 3 5 7 9</p>  <p>C[#] E A G B^b 3 5 1 7 9</p>  <p>E A C[#] G B^b 5 1 3 7 9</p>  <p>A C[#] E G C B^b 7 1 3 5 9</p>	<h3>Am⁻9</h3> <p>A C E G C B^b 1 3 5 7 9</p>  <p>A C E G C B^b 1 3 5 7 9</p>  <p>C E A G C B^b 3 5 1 7 9</p>  <p>E A C G C B^b 5 1 3 7 9</p>  <p>A C E G C B^b 7 1 3 5 9</p>	<h3>A9⁺</h3> <p>A C[#] E G C 1 3 5 7 9</p>  <p>A C[#] E G C 1 3 5 7 9</p>  <p>C[#] E A G C 3 5 1 7 9</p>  <p>E A C[#] G C 5 1 3 7 9</p>  <p>A C[#] E G C 7 1 3 5 9</p>	<h3>A9/6</h3> <p>A C[#] E F[#] B 1 3 5 6 9</p>  <p>A C[#] E F[#] B 1 3 5 6 9</p>  <p>C[#] E A F[#] B 3 5 1 6 9</p>  <p>E A C[#] F[#] B 5 1 3 6 9</p>  <p>A C[#] E F[#] B 7 1 3 5 9</p>

A Companion to *How Music REALLY Works!*, 2nd Edition, by Wayne Chase

This is SIZE "B" (megazine): 58" (146 cm) wide x 40" (102 cm) high.

B30

B1	B2	B3	B4	B5	B6	B7	B8
B9	B10	B11	B12	B13	B14	B15	B16
B17	B18	B19	B20	B21	B22	B23	B24
B25	B26	B27	B28	B29	B30	B31	B32
B33	B34	B35	B36	B37	B38	B39	B40

<h3>Gm9/6</h3> <p>G B^b D E A 1 3 5 6 9</p> <p>G B^b D E A 1 3 5 6 9</p> <p>B^b D G E A 3 5 1 6 9</p> <p>D G B^b E A 5 1 3 6 9</p> <p>E G B^b D A 6 1 3 5 9</p>	<h3>G11</h3> <p>G B D F A C 1 3 5 7 9 11</p> <p>G B D F A C 1 3 5 7 9 11</p> <p>B D G F A C 3 5 1 7 9 11</p> <p>D G B F A C 5 1 3 7 9 11</p> <p>F G B D A C 7 1 3 5 9 11</p>	<h3>Gm11</h3> <p>G B^b D F A C 1 3 5 7 9 11</p> <p>G B^b D F A C 1 3 5 7 9 11</p> <p>B^b D G F A C 3 5 1 7 9 11</p> <p>D G B^b F A C 5 1 3 7 9 11</p> <p>F G B^b D A C 7 1 3 5 9 11</p>	<h3>G11+</h3> <p>G B D F A C[#] 1 3 5 7 9 11</p> <p>G B D F A C[#] 1 3 5 7 9 11</p> <p>B D G F A C[#] 3 5 1 7 9 11</p> <p>D G B F A C[#] 5 1 3 7 9 11</p> <p>F G B D A C[#] 7 1 3 5 9 11</p>
<h3>A^bm9/6</h3> <p>A^b B E^b F B^b 1 3 5 6 9</p> <p>A^b B E^b F B^b 1 3 5 6 9</p> <p>B E^b A^b F B^b 3 5 1 6 9</p> <p>E^b A^b B F B^b 5 1 3 6 9</p> <p>F A^b B E^b B^b 6 1 3 5 9</p>	<h3>A^b11</h3> <p>A^b C E^b G^b B^b D^b 1 3 5 7 9 11</p> <p>A^b C E^b G^b B^b D^b 1 3 5 7 9 11</p> <p>C E^b A^b G^b B^b D^b 3 5 1 7 9 11</p> <p>E^b A^b C G^b B^b D^b 5 1 3 7 9 11</p> <p>G^b A^b C E^b B^b D^b 7 1 3 5 9 11</p>	<h3>A^bm11</h3> <p>A^b B E^b G^b B^b D^b 1 3 5 7 9 11</p> <p>A^b B E^b G^b B^b D^b 1 3 5 7 9 11</p> <p>B E^b A^b G^b B^b D^b 3 5 1 7 9 11</p> <p>E^b A^b B G^b B^b D^b 5 1 3 7 9 11</p> <p>G^b A^b B E^b B^b D^b 7 1 3 5 9 11</p>	<h3>A^b11+</h3> <p>A^b C E^b G^b B^b D 1 3 5 7 9 11</p> <p>A^b C E^b G^b B^b D 1 3 5 7 9 11</p> <p>C E^b A^b G^b B^b D 3 5 1 7 9 11</p> <p>E^b A^b C G^b B^b D 5 1 3 7 9 11</p> <p>G^b A^b C E^b B^b D 7 1 3 5 9 11</p>
<h3>Am9/6</h3> <p>A C E F[#] B 1 3 5 6 9</p> <p>A C E F[#] B 1 3 5 6 9</p> <p>C E A F[#] B 3 5 1 6 9</p> <p>E A C F[#] B 5 1 3 6 9</p> <p>F A C E B 6 1 3 5 9</p>	<h3>A11</h3> <p>A C[#] E G B D 1 3 5 7 9 11</p> <p>A C[#] E G B D 1 3 5 7 9 11</p> <p>C[#] E A G B D 3 5 1 7 9 11</p> <p>E A C[#] G B D 5 1 3 7 9 11</p> <p>G A C[#] E B D 7 1 3 5 9 11</p>	<h3>Am11</h3> <p>A C E G B D 1 3 5 7 9 11</p> <p>A C E G B D 1 3 5 7 9 11</p> <p>C E A G B D 3 5 1 7 9 11</p> <p>E A C G B D 5 1 3 7 9 11</p> <p>G A C E B D 7 1 3 5 9 11</p>	<h3>A11+</h3> <p>A C[#] E G B D[#] 1 3 5 7 9 11</p> <p>A C[#] E G B D[#] 1 3 5 7 9 11</p> <p>C[#] E A G B D[#] 3 5 1 7 9 11</p> <p>E A C[#] G B D[#] 5 1 3 7 9 11</p> <p>G A C[#] E B D[#] 7 1 3 5 9 11</p>

A Companion to *How Music REALLY Works!*, 2nd Edition, by Wayne Chase

This is SIZE "B" (megazine): 58" (146 cm) wide x 40" (102 cm) high.

B31

B1	B2	B3	B4	B5	B6	B7	B8
B9	B10	B11	B12	B13	B14	B15	B16
B17	B18	B19	B20	B21	B22	B23	B24
B25	B26	B27	B28	B29	B30	B31	B32
B33	B34	B35	B36	B37	B38	B39	B40

Gm11+		G13		Gm13	
<p>G B^b D F A C[#] 1 3 5 7 9 11</p>		<p>G B D F A C E 1 3 5 7 9 11 13</p>		<p>G B^b D F A C E 1 3 5 7 9 11 13</p>	
<p>A^bm11+</p> <p>A^b B E^b G^b B^b D 1 3 5 7 9 11</p>		<p>A^b C E^b G^b B^b D^b F 1 3 5 7 9 11 13</p>		<p>A^b B E^b G^b B^b D^b F 1 3 5 7 9 11 13</p>	
<p>Am11+</p> <p>A C E G B D[#] 1 3 5 7 9 11</p>		<p>A C[#] E G B D F[#] 1 3 5 7 9 11 13</p>		<p>A C E G B D F[#] 1 3 5 7 9 11 13</p>	

B1	B2	B3	B4	B5	B6	B7	B8
B9	B10	B11	B12	B13	B14	B15	B16
B17	B18	B19	B20	B21	B22	B23	B24
B25	B26	B27	B28	B29	B30	B31	B32
B33	B34	B35	B36	B37	B38	B39	B40

G13#11

G B D F A C# E
 1 3 5 7 9 #11 13

5
7
9

Gm13#11

G Bb D F A C# E
 1 3 5 7 9 #11 13

5
7
9

5
7
9

◀ ROOT
 ◀ 1ST INV.
 ◀ 2ND INV.
 ◀ 3RD INV.

G

G A B C D E F G
 1 2 3 4 5 6 7 8
 9 11 13

A#13#11

A# C# E# G# B# D F
 1 3 5 7 9 #11 13

5
7
9

A#m13#11

A# B# E# G# B# D F
 1 3 5 7 9 #11 13

5
7
9

5
7
9

◀ ROOT
 ◀ 1ST INV.
 ◀ 2ND INV.
 ◀ 3RD INV.

A#

A# B# C# D# E# F G A#
 1 2 3 4 5 6 7 8
 9 11 13

A13#11

A C# E G B D# F#
 1 3 5 7 9 #11 13

5
7
9

Am13#11

A C E G B D# F#
 1 3 5 7 9 #11 13

5
7
9

5
7
9

◀ ROOT
 ◀ 1ST INV.
 ◀ 2ND INV.
 ◀ 3RD INV.

A

A B C# D E F# G# A
 1 2 3 4 5 6 7 8
 9 11 13

A Companion to *How Music REALLY Works!*, 2nd Edition, by Wayne Chase

This is SIZE "B" (megazine): 58" (146 cm) wide x 40" (102 cm) high.

B33

B1	B2	B3	B4	B5	B6	B7	B8
B9	B10	B11	B12	B13	B14	B15	B16
B17	B18	B19	B20	B21	B22	B23	B24
B25	B26	B27	B28	B29	B30	B31	B32
B33	B34	B35	B36	B37	B38	B39	B40

<h1>B\flat</h1> <p>B\flat C D E F G A B\flat 1 2 3 4 5 6 7 8 9 11 13</p>	<p>ROOT →</p> <p>B\flat D F 1 3 5</p>	<p>E\flat IV</p> <p>E\flat C B\flat 1 3 5</p> <p>B C B\flat 1 3 5</p>	<p>F7 V7</p> <p>F A C E\flat 1 3 5 7</p> <p>F A C B\flat 1 3 5 7</p>	<p>Gm VIIm</p> <p>G B\flat D 1 3 5</p> <p>C B\flat D 1 3 5</p>
	<p>1ST INV. →</p> <p>D F B\flat 3 5 1</p>	<p>1ST INV. →</p> <p>C B\flat B 3 5 1</p>	<p>1ST INV. →</p> <p>A C B\flat F 3 5 7 1</p>	<p>1ST INV. →</p> <p>B\flat D G 3 5 1</p>
	<p>2ND INV. →</p> <p>F B\flat D 5 1 3</p>	<p>2ND INV. →</p> <p>B\flat B G 5 1 3</p>	<p>2ND INV. →</p> <p>C B\flat F A 5 7 1 3</p>	<p>2ND INV. →</p> <p>D G B\flat 5 1 3</p>
	<p>3RD INV. →</p> <p>B\flat F A C 7 1 3 5</p>	<p>3RD INV. →</p> <p>B\flat F A C 7 1 3 5</p>	<p>3RD INV. →</p> <p>B\flat F A C 7 1 3 5</p>	<p>3RD INV. →</p> <p>B\flat F A C 7 1 3 5</p>
	<p>KEY</p> <p>B\flat C D E F G A B\flat 1 2 3 4 5 6 7 8 9 11 13</p>	<p>ROOT →</p> <p>B D\sharp F\sharp 1 3 5</p>	<p>E IV</p> <p>E G\sharp B 1 3 5</p> <p>E G\sharp B 1 3 5</p>	<p>F\sharp7 V7</p> <p>F\sharp A\sharp C\sharp E 1 3 5 7</p> <p>F\sharp A\sharp C\sharp E 1 3 5 7</p>
<p>1ST INV. →</p> <p>D\sharp F\sharp B 3 5 1</p>	<p>1ST INV. →</p> <p>G\sharp B E 3 5 1</p>	<p>1ST INV. →</p> <p>A\sharp C\sharp E F\sharp 3 5 7 1</p>	<p>1ST INV. →</p> <p>B D\sharp G\sharp 3 5 1</p>	
<p>2ND INV. →</p> <p>F\sharp B D\sharp 5 1 3</p>	<p>2ND INV. →</p> <p>B E G\sharp 5 1 3</p>	<p>2ND INV. →</p> <p>C\sharp E F\sharp A\sharp 5 7 1 3</p>	<p>2ND INV. →</p> <p>C\sharp G\sharp B 5 1 3</p>	
<p>3RD INV. →</p> <p>E F\sharp A\sharp C\sharp 7 1 3 5</p>	<p>3RD INV. →</p> <p>E F\sharp A\sharp C\sharp 7 1 3 5</p>	<p>3RD INV. →</p> <p>E F\sharp A\sharp C\sharp 7 1 3 5</p>	<p>3RD INV. →</p> <p>E F\sharp A\sharp C\sharp 7 1 3 5</p>	

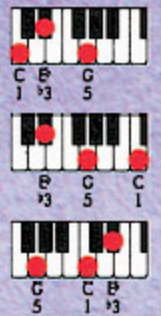


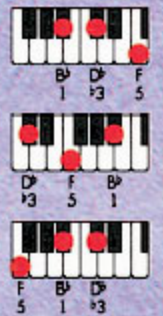


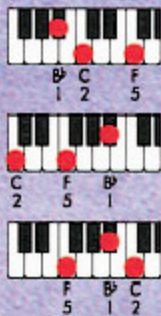
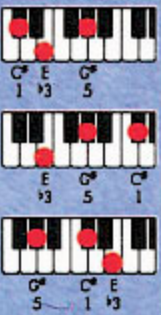
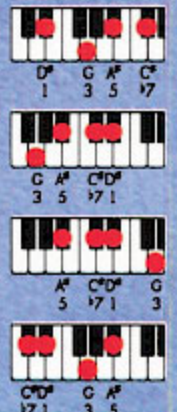
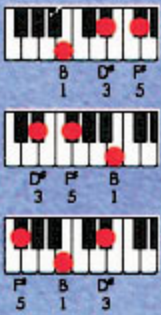
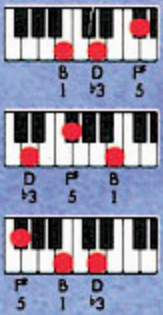
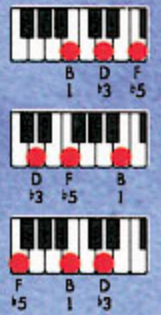
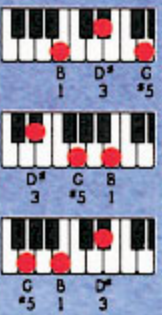

<p>KEY</p> <p>CHORD</p>	<p>I</p> <p>TONIC</p>	<p>IV</p> <p>SUB-DOMINANT</p>	<p>V</p> <p>DOMINANT</p>	<p>VIIm</p> <p>TONIC</p>
---------------------------------------	------------------------------	--------------------------------------	---------------------------------	---------------------------------

A Companion to *How Music REALLY Works!*, 2nd Edition, by Wayne Chase

This is SIZE "B" (megazine): 58" (146 cm) wide x 40" (102 cm) high.

B34

B1	B2	B3	B4	B5	B6	B7	B8
B9	B10	B11	B12	B13	B14	B15	B16
B17	B18	B19	B20	B21	B22	B23	B24
B25	B26	B27	B28	B29	B30	B31	B32
B33	B34	B35	B36	B37	B38	B39	B40















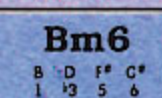




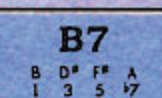



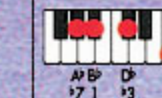
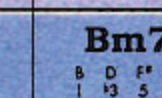



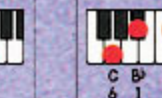



















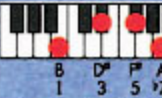





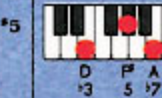



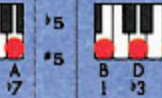




<p>Cm ^{IIIm}</p> <p>C E^b G 1 ♯3 5</p> 	<p>D7 ^{III7}</p> <p>D F[#] A C 1 3 5 ♯7</p> 	<p>B^b</p> <p>B^b D F 1 3 5</p> 	<p>B^bm</p> <p>B^b D^b F 1 ♯3 5</p> 	<p>B^o</p> <p>B^b D^b E 1 ♯3 ♯5</p> 	<p>B⁺</p> <p>B^b D F[#] 1 3 ♯5</p> 	<p>B^bsus2</p> <p>B^b C F 1 2 5</p> 
<p>C[#]m ^{IIIm}</p> <p>C[#] E C[#] 1 ♯3 5</p> 	<p>D[#]7 ^{III7}</p> <p>D[#] G A[#] C[#] 1 3 5 ♯7</p> 	<p>B</p> <p>B D F[#] 1 3 5</p> 	<p>Bm</p> <p>B D F[#] 1 ♯3 5</p> 	<p>B^o</p> <p>B D F 1 ♯3 ♯5</p> 	<p>B⁺</p> <p>B D[#] G 1 3 ♯5</p> 	<p>Bsus2</p> <p>B C[#] F[#] 1 2 5</p> 
<p>IIIm SUB-DOMINANT</p>	<p>III7 DOMINANT</p>	<p>M MAJOR</p>	<p>m MINOR</p>	<p>o DIMINISHED</p>	<p>+ AUGMENTED</p>	<p>sus2 SUSPENDED SECOND</p>

A Companion to *How Music REALLY Works!*, 2nd Edition, by Wayne Chase

This is SIZE "B" (megazine): 58" (146 cm) wide x 40" (102 cm) high.

B35

B1	B2	B3	B4	B5	B6	B7	B8
B9	B10	B11	B12	B13	B14	B15	B16
B17	B18	B19	B20	B21	B22	B23	B24
B25	B26	B27	B28	B29	B30	B31	B32
B33	B34	B35	B36	B37	B38	B39	B40









































<p>B^bsus4</p> <p>B^b E^b F 1 4 5</p>  <p>B^b E^b F 1 4 5</p>  <p>F B^b E^b 5 1 4</p> 	<p>B^b-5</p> <p>B^b D E 1 3 5</p>  <p>B^b D E 1 3 5</p>  <p>E B^b D 5 1 3</p> 	<p>B^b6</p> <p>B^b D F G 1 3 5 6</p>  <p>B^b D F G 1 3 5 6</p>  <p>D F G B^b 3 5 6 1</p>  <p>G B^b D F 6 1 3 5</p> 	<p>B^bm6</p> <p>B^b D^b F G 1 3 5 6</p>  <p>B^b D^b F G 1 3 5 6</p>  <p>D^b F G B^b 3 5 6 1</p>  <p>F G B^b D^b 5 6 1 3</p>  <p>G B^b D^b F 6 1 3 5</p> 	<p>B^b7</p> <p>B^b D F A^b 1 3 5 7</p>  <p>B^b D F A^b 1 3 5 7</p>  <p>D F A^b B^b 3 5 7 1</p>  <p>F A^b B^b D 5 7 1 3</p>  <p>A^b B^b D F 7 1 3 5</p> 	<p>B^bm7</p> <p>B^b D^b F A^b 1 3 5 7</p>  <p>B^b D^b F A^b 1 3 5 7</p>  <p>D^b F A^b B^b 3 5 7 1</p>  <p>F A^b B^b D^b 5 7 1 3</p>  <p>A^b B^b D^b F 7 1 3 5</p> 	<p>B^b°7</p> <p>B^b D^b E G 1 3 5 6</p>  <p>B^b D^b E G 1 3 5 6</p>  <p>D^b E G B^b 3 5 6 1</p>  <p>E G B^b D^b 5 6 1 3</p>  <p>C B^b D^b E 6 1 3 5</p> 		
<p>Bsus4</p> <p>B E F[#] 1 4 5</p>  <p>B E F[#] 1 4 5</p>  <p>E F[#] B 4 5 1</p>  <p>F[#] B E 5 1 4</p> 	<p>B-5</p> <p>B D^b F 1 3 5</p>  <p>B D^b F 1 3 5</p>  <p>D^b F B 3 5 1</p>  <p>F B D^b 5 1 3</p> 	<p>B6</p> <p>B D^b F[#] G[#] 1 3 5 6</p>  <p>B D^b F[#] G[#] 1 3 5 6</p>  <p>D^b F[#] G[#] B 3 5 6 1</p>  <p>F[#] G[#] B D^b 5 6 1 3</p>  <p>G[#] B D^b F[#] 6 1 3 5</p> 	<p>Bm6</p> <p>B D F[#] G[#] 1 3 5 6</p>  <p>B D F[#] G[#] 1 3 5 6</p>  <p>D F[#] G[#] B 3 5 6 1</p>  <p>F[#] G[#] B D 5 6 1 3</p>  <p>G[#] B D F[#] 6 1 3 5</p> 	<p>B7</p> <p>B D^b F[#] A 1 3 5 7</p>  <p>B D^b F[#] A 1 3 5 7</p>  <p>D^b F[#] A B 3 5 7 1</p>  <p>F[#] A B D^b 5 7 1 3</p>  <p>A B D^b F[#] 7 1 3 5</p> 	<p>Bm7</p> <p>B D F[#] A 1 3 5 7</p>  <p>B D F[#] A 1 3 5 7</p>  <p>D F[#] A B 3 5 7 1</p>  <p>F[#] A B D 5 7 1 3</p>  <p>A B D F[#] 7 1 3 5</p> 	<p>B°7</p> <p>B D F A^b 1 3 5 6</p>  <p>B D F A^b 1 3 5 6</p>  <p>D F A^b B 3 5 6 1</p>  <p>F A^b B D 5 6 1 3</p>  <p>A^b B D F 6 1 3 5</p> 		
<p>sus4 SUSPENDED FOURTH</p>	<p>-5 FLAT FIFTH</p>	<p>6 SIXTH</p>	<p>m6 MINOR SIXTH</p>	<p>7 SEVENTH</p>	<p>A L T.</p>	<p>m7 MINOR SEVENTH</p>	<p>A L T.</p>	<p>°7 DIMINISHED SEVENTH</p>

A Companion to *How Music REALLY Works!*, 2nd Edition, by Wayne Chase

This is SIZE "B" (megazine): 58" (146 cm) wide x 40" (102 cm) high.

B36

B1	B2	B3	B4	B5	B6	B7	B8
B9	B10	B11	B12	B13	B14	B15	B16
B17	B18	B19	B20	B21	B22	B23	B24
B25	B26	B27	B28	B29	B30	B31	B32
B33	B34	B35	B36	B37	B38	B39	B40

































<h3>B^bM7</h3> <p>B^b D F A 1 3 5 7</p>  <p>B^b D F A 1 3 5 7</p>  <p>D F A B^b 3 5 7 1</p>  <p>F A B^b D 5 7 1 3</p>  <p>A B^b D F 7 1 3 5</p>		<h3>B^bm.M7</h3> <p>B^b D^b F A 1 3 5 7</p>  <p>B^b D^b F A 1 3 5 7</p>  <p>D^b F A B^b 3 5 7 1</p>  <p>F A B^b D^b 5 7 1 3</p>  <p>A B^b D^b F 7 1 3 5</p>		<h3>B^b7/6</h3> <p>B^b D F G A^b 1 3 5 6 17</p>  <p>B^b D F G A^b 1 3 5 6 17</p>  <p>D F G A B^b 3 5 6 17 1</p>  <p>F G A B^b D 5 6 17 1 3</p>  <p>G B^b D F A^b 6 1 3 5 17</p>		<h3>B^b9</h3> <p>B^b D F A^b C 1 3 5 17 9</p>  <p>B^b D F A^b C 1 3 5 17 9</p>  <p>D F B^b A^b C 3 5 1 17 9</p>  <p>F B^b D A^b C 5 1 3 17 9</p>  <p>A B^b D F C 17 1 3 5 9</p>		<h3>B^bm9</h3> <p>B^b D^b F A^b C 1 3 5 17 9</p>  <p>B^b D^b F A^b C 1 3 5 17 9</p>  <p>D^b F B^b A^b C 3 5 1 17 9</p>  <p>F B^b D^b A^b C 5 1 3 17 9</p>  <p>A B^b D^b F C 17 1 3 5 9</p>									
<h3>B M7</h3> <p>B D F[#] A[#] 1 3 5 7</p>  <p>B D F[#] A[#] 1 3 5 7</p>  <p>D F[#] A[#] B 3 5 7 1</p>  <p>F[#] A[#] B D 5 7 1 3</p>  <p>A[#] B D F[#] 7 1 3 5</p>		<h3>Bm.M7</h3> <p>B D F[#] A[#] 1 3 5 7</p>  <p>B D F[#] A[#] 1 3 5 7</p>  <p>D F[#] A[#] B 3 5 7 1</p>  <p>F[#] A[#] B D 5 7 1 3</p>  <p>A[#] B D F[#] 7 1 3 5</p>		<h3>B7/6</h3> <p>B D F[#] G[#] A 1 3 5 6 17</p>  <p>B D F[#] G[#] A 1 3 5 6 17</p>  <p>D F[#] G[#] A B 3 5 6 17 1</p>  <p>F[#] G[#] A B D 5 6 17 1 3</p>  <p>G[#] A B D F[#] 6 1 3 5 17</p>		<h3>B9</h3> <p>B D F[#] A C[#] 1 3 5 17 9</p>  <p>B D F[#] A C[#] 1 3 5 17 9</p>  <p>D F[#] B A C[#] 3 5 1 17 9</p>  <p>F[#] B D A C[#] 5 1 3 17 9</p>  <p>A B D F[#] C[#] 17 1 3 5 9</p>		<h3>Bm9</h3> <p>B D F[#] A C[#] 1 3 5 17 9</p>  <p>B D F[#] A C[#] 1 3 5 17 9</p>  <p>D F[#] B A C[#] 3 5 1 17 9</p>  <p>F[#] B D A C[#] 5 1 3 17 9</p>  <p>A B D F[#] C[#] 17 1 3 5 9</p>									
<h2>M7</h2> <p>MAJOR SEVENTH</p>		<p>AL T.</p>		<h2>m.M7</h2> <p>MINOR, MAJOR 7TH</p>		<p>AL T.</p>		<h2>7/6</h2> <p>SEVEN-SIX</p>		<h2>9</h2> <p>NINTH</p>		<p>AL T.</p>		<h2>m9</h2> <p>MINOR NINTH</p>		<p>AL T.</p>	

A Companion to *How Music REALLY Works!*, 2nd Edition, by Wayne Chase

This is SIZE "B" (megazine): 58" (146 cm) wide x 40" (102 cm) high.

B37

B1	B2	B3	B4	B5	B6	B7	B8
B9	B10	B11	B12	B13	B14	B15	B16
B17	B18	B19	B20	B21	B22	B23	B24
B25	B26	B27	B28	B29	B30	B31	B32
B33	B34	B35	B36	B37	B38	B39	B40

<p>B^b-9</p> <p>B^b D F A^b B 1 3 5 7 9</p>  <p>B^b D F A^b B 1 3 5 7 9</p>  <p>D F B^b A^b B 3 5 1 7 9</p>  <p>F B^b D A^b B 5 1 3 7 9</p>  <p>A^b B D F B 7 1 3 5 9</p>	<p>B^bm⁻9</p> <p>B^b D^b F A^b B 1 3 5 7 9</p>  <p>B^b D^b F A^b B 1 3 5 7 9</p>  <p>D^b F B^b A^b B 3 5 1 7 9</p>  <p>F B^b D^b A^b B 5 1 3 7 9</p>  <p>A^b B D^b F B 7 1 3 5 9</p>	<p>B^b9+</p> <p>B^b D F A^b C[#] 1 3 5 7 9</p>  <p>B^b D F A^b C[#] 1 3 5 7 9</p>  <p>D F B^b A^b C[#] 3 5 1 7 9</p>  <p>F B^b D A^b C[#] 5 1 3 7 9</p>  <p>A^b B D F C[#] 7 1 3 5 9</p>	<p>B^b9/6</p> <p>B^b D F G C 1 3 5 6 9</p>  <p>B^b D F G C 1 3 5 6 9</p>  <p>D F B^b G C 3 5 1 6 9</p>  <p>F B^b D G C 5 1 3 6 9</p>  <p>G B^b D F C 6 1 3 5 9</p>
<p>B-9</p> <p>B D[#] F[#] A C 1 3 5 7 9</p>  <p>B D[#] F[#] A C 1 3 5 7 9</p>  <p>D[#] F[#] B A C 3 5 1 7 9</p>  <p>F[#] B D[#] A C 5 1 3 7 9</p>  <p>A B D[#] F[#] C 7 1 3 5 9</p>	<p>Bm-9</p> <p>B D F[#] A C 1 3 5 7 9</p>  <p>B D F[#] A C 1 3 5 7 9</p>  <p>D F[#] B A C 3 5 1 7 9</p>  <p>F[#] B D A C 5 1 3 7 9</p>  <p>A B D F[#] C 7 1 3 5 9</p>	<p>B9+</p> <p>B D[#] F[#] A D 1 3 5 7 9</p>  <p>B D[#] F[#] A D 1 3 5 7 9</p>  <p>D[#] F[#] B A D 3 5 1 7 9</p>  <p>F[#] B D[#] A D 5 1 3 7 9</p>  <p>A B D[#] F[#] D 7 1 3 5 9</p>	<p>B9/6</p> <p>B D[#] F[#] G[#] C[#] 1 3 5 6 9</p>  <p>B D[#] F[#] G[#] C[#] 1 3 5 6 9</p>  <p>D[#] F[#] B G[#] C[#] 3 5 1 6 9</p>  <p>F[#] B D[#] G[#] C[#] 5 1 3 6 9</p>  <p>G[#] B D[#] F[#] C[#] 6 1 3 5 9</p>
<p>-9 FLAT NINTH</p> <p>A L T.</p>	<p>m⁻9 MINOR, FLAT NINTH</p> <p>A L T.</p>	<p>9+ AUGMENTED NINTH</p> <p>A L T.</p>	<p>9/6 NINE-SIX</p> <p>A L T.</p>

A Companion to *How Music REALLY Works!*, 2nd Edition, by Wayne Chase

B38

This is SIZE "B" (megazine): 58" (146 cm) wide x 40" (102 cm) high.

B1	B2	B3	B4	B5	B6	B7	B8
B9	B10	B11	B12	B13	B14	B15	B16
B17	B18	B19	B20	B21	B22	B23	B24
B25	B26	B27	B28	B29	B30	B31	B32
B33	B34	B35	B36	B37	B38	B39	B40

<p>B^bm9/6</p> <p>B^b D^b F G C 1 13 5 6 9</p>	<p>B^b11</p> <p>B^b D F A^b C E^b 1 3 5 17 9 11</p>	<p>B^bm11</p> <p>B^b D^b F A^b C E^b 1 13 5 17 9 11</p>	<p>B^b11+</p> <p>B^b D F A^b C E 1 3 5 17 9 11</p>
<p>Bm9/6</p> <p>B D F[#] G[#] C[#] 1 13 5 6 9</p>	<p>B11</p> <p>B D[#] F[#] A C[#] E 1 3 5 17 9 11</p>	<p>Bm11</p> <p>B D F[#] A C[#] E 1 13 5 17 9 11</p>	<p>B11+</p> <p>B D[#] F[#] A C[#] F 1 3 5 17 9 11</p>
<p>m9/6 MINOR NINE-SIX</p>	<p>11 ELEVENTH</p>	<p>m11 MINOR ELEVENTH</p>	<p>11+ AUGMENTED ELEVENTH</p>

A Companion to *How Music REALLY Works!*, 2nd Edition, by Wayne Chase

B39

This is SIZE "B" (megazine): 58" (146 cm) wide x 40" (102 cm) high.

B1	B2	B3	B4	B5	B6	B7	B8
B9	B10	B11	B12	B13	B14	B15	B16
B17	B18	B19	B20	B21	B22	B23	B24
B25	B26	B27	B28	B29	B30	B31	B32
B33	B34	B35	B36	B37	B38	B39	B40

B^bm11+

B^b D^b F A^b C E F

1 3 5 7 9 #11

Voicings for B^bm11+:

- Voicing 1: B^b (1), D^b (3), F (5), A^b (7), C (9), E (#11)
- Voicing 2: D^b (3), F (5), B^b (1), A^b (7), C (9), E (#11)
- Voicing 3: F (5), B^b (1), D^b (3), A^b (7), C (9), E (#11)
- Voicing 4: A^b (7), D^b (3), F (5), C (9), E (#11)

B^b13

B^b D^b F A^b C E^b G

1 3 5 7 9 11 13

Voicings for B^b13:

- Voicing 1: B^b (1), D^b (3), F (5), A^b (7), C (9), E^b (11), G (13)
- Voicing 2: D^b (3), F (5), B^b (1), A^b (7), C (9), E^b (11), G (13)
- Voicing 3: F (5), B^b (1), D^b (3), A^b (7), C (9), E^b (11), G (13)
- Voicing 4: A^b (7), D^b (3), F (5), C (9), E^b (11), G (13)

B^bm13

B^b D^b F A^b C E^b G

1 3 5 7 9 11 13

Voicings for B^bm13:

- Voicing 1: B^b (1), D^b (3), F (5), A^b (7), C (9), E^b (11), G (13)
- Voicing 2: D^b (3), F (5), B^b (1), A^b (7), C (9), E^b (11), G (13)
- Voicing 3: F (5), B^b (1), D^b (3), A^b (7), C (9), E^b (11), G (13)
- Voicing 4: A^b (7), D^b (3), F (5), C (9), E^b (11), G (13)

Bm11+

B D F[#] A C[#] F

1 3 5 7 9 #11

Voicings for Bm11+:

- Voicing 1: B (1), D (3), F[#] (5), A (7), C[#] (9), F (#11)
- Voicing 2: D (3), F[#] (5), B (1), A (7), C[#] (9), F (#11)
- Voicing 3: F[#] (5), B (1), D (3), A (7), C[#] (9), F (#11)
- Voicing 4: A (7), B (1), D (3), F[#] (5), C[#] (9), F (#11)

B13

B D[#] F[#] A C[#] E G[#]

1 3 5 7 9 11 13

Voicings for B13:

- Voicing 1: B (1), D[#] (3), F[#] (5), A (7), C[#] (9), E (11), G[#] (13)
- Voicing 2: D[#] (3), F[#] (5), B (1), A (7), C[#] (9), E (11), G[#] (13)
- Voicing 3: F[#] (5), B (1), D[#] (3), A (7), C[#] (9), E (11), G[#] (13)
- Voicing 4: A (7), B (1), D[#] (3), F[#] (5), C[#] (9), E (11), G[#] (13)

Bm13

B D F[#] A C[#] E^b G[#]

1 3 5 7 9 11 13

Voicings for Bm13:

- Voicing 1: B (1), D (3), F[#] (5), A (7), C[#] (9), E^b (11), G[#] (13)
- Voicing 2: D (3), F[#] (5), B (1), A (7), C[#] (9), E^b (11), G[#] (13)
- Voicing 3: F[#] (5), B (1), D (3), A (7), C[#] (9), E^b (11), G[#] (13)
- Voicing 4: A (7), B (1), D (3), F[#] (5), C[#] (9), E^b (11), G[#] (13)

m11+
MINOR,
AUGMENTED ELEVENTH

13
THIRTEENTH

m13
MINOR THIRTEENTH

A
L
T.

A
L
T.

A
L
T.

A Companion to *How Music REALLY Works!*, 2nd Edition, by Wayne Chase

This is SIZE "B" (megazine): 58" (146 cm) wide x 40" (102 cm) high.

B40

B1	B2	B3	B4	B5	B6	B7	B8
B9	B10	B11	B12	B13	B14	B15	B16
B17	B18	B19	B20	B21	B22	B23	B24
B25	B26	B27	B28	B29	B30	B31	B32
B33	B34	B35	B36	B37	B38	B39	B40

B^b13#11

B^b D F A^b C E G
1 3 5 7 9 #11 13

ROOT
1ST INV.
2ND INV.
3RD INV.

B^bm13#11

B^b D^b F A^b C E G
1 3 5 7 9 #11 13

ROOT
1ST INV.
2ND INV.
3RD INV.

B^b

ROOT
1ST INV.
2ND INV.
3RD INV.

B^b C D E^b F G A B^b
1 2 3 4 5 6 7 8
9 11 13

B13#11

B D[#] F[#] A C[#] F G[#]
1 3 5 7 9 #11 13

ROOT
1ST INV.
2ND INV.
3RD INV.

Bm13#11

B D F[#] A C[#] F G[#]
1 3 5 7 9 #11 13

ROOT
1ST INV.
2ND INV.
3RD INV.

B

ROOT
1ST INV.
2ND INV.
3RD INV.

B C[#] D[#] E F[#] G[#] A[#] B
1 2 3 4 5 6 7 8
9 11 13

13#11
THIRTEENTH,
AUGMENTED ELEVENTH

m13#11
MINOR THIRTEENTH,
AUGMENTED ELEVENTH

AL T. **CHORD** **AL T.** **KEY**

15. ***Roedy Black's Chord Progression Chart***

The chart on the next page contains the harmonic scales and Nashville Numbers for all major and minor keys.

The Nashville Numbers around the inside of each circle remain constant while the chords around the outside change according to the specific key.

Roedy Black's Chord Progression Chart will save you tons of time and tedious effort, especially when you want to get creative with variant chords and modulations to other keys.

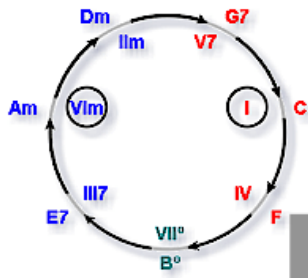
For complete explanations of harmonic scales and Nashville Numbers, consult *How Music REALLY Works!*, 2nd Edition, which covers these topics in detail, with many examples.

Roedy Black's™

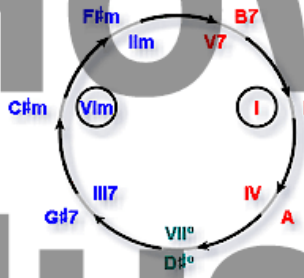
CHORD PROGRESSION CHART™

Harmonic Scales with Nashville Numbers for All Major and Minor Keys

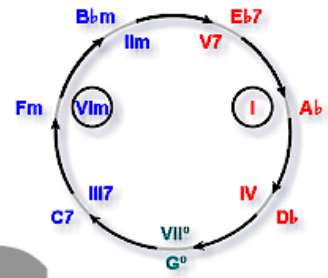
Key of C major / A minor



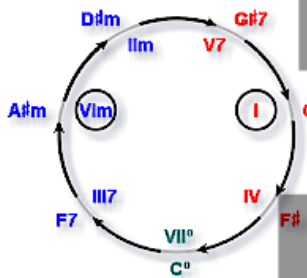
Key of E major / C# minor



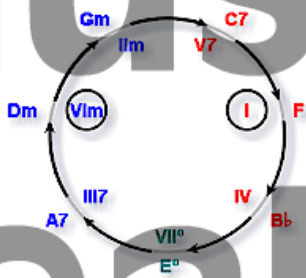
Key of A♭ major / F minor



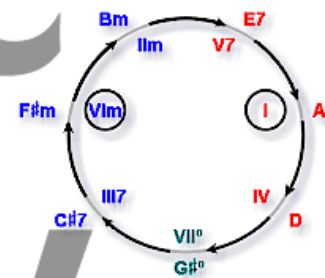
Key of C# major / A# minor



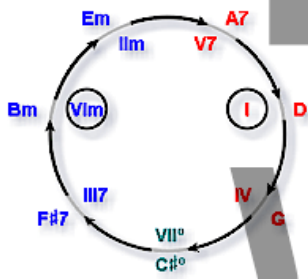
Key of F major / D minor



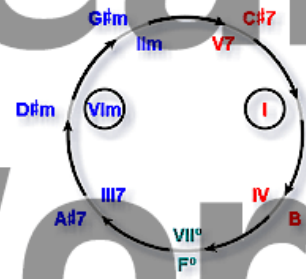
Key of A major / F# minor



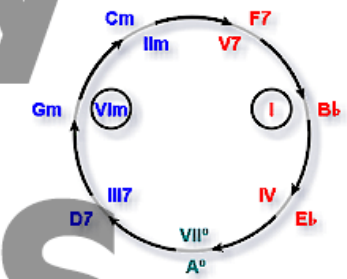
Key of D major / B minor



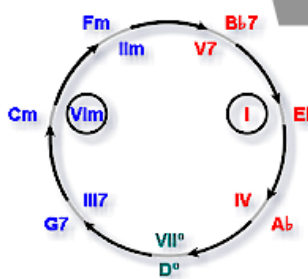
Key of F# major / D# minor



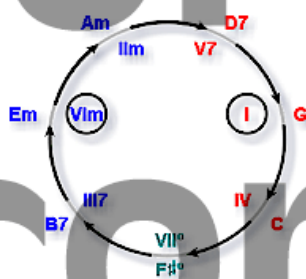
Key of B♭ major / G minor



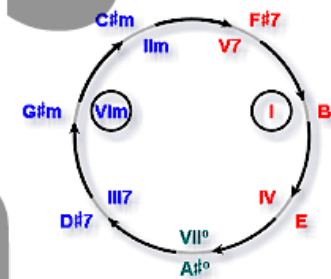
Key of E♭ major / C minor



Key of G major / E minor




Key of B major / G# minor



For full details on how to use this chart, see *How Music REALLY Works!*, 2nd Edition – Chapter 6

16. Other Music Reference Charts in This Series




Complete Guitar Chord Poster

This is the twin of the *Complete Keyboard Chord Poster*.

You can download either the free PDF of the *Complete Guitar Chord Poster* (ISBN 1-897311-11-7), or the paid version (ISBN 1-897311-12-5), from this page:

www.howmusicreallyworks.com/Downloads.html




Guitar & Keyboard Scales Poster

If you play either guitar or keyboard, you will find this chart most useful.

You can download either the free PDF of the *Guitar & Keyboard Scales Poster* (ISBN 1-897311-31-1), or the paid version (ISBN 1-897311-32-X), from this page:

www.howmusicreallyworks.com/Downloads.html



Musical Instruments Poster

This poster is useful if you record music and mix instruments and voices.

You can download either the free PDF of the *Musical Instruments Poster* (ISBN 1-897311-41-9), or the paid version (ISBN 1-897311-42-7), from this page:


www.howmusicreallyworks.com/Downloads.html

The above charts are companions to the book, ***How Music REALLY Works!, 2nd Edition.***

You can read the first 6 chapters for free here:

www.howmusicreallyworks.com

For the book's Table of Contents, see Pages 91 to 95.



The *Complete Keyboard Chord Poster* is a companion to the book, ***How Music REALLY Works!, 2nd Edition***, by Wayne Chase, which is available in print or PDF:

PRINT: ISBN 1-897311-55-9

PDF: ISBN 1-897311-56-7

at www.howmusicreallyworks.com.

Below: the book's Table of Contents.

CONTENTS

PART I THE BIG PICTURE

Introduction:

Yes, You *Can* Create Compelling, Emotionally Powerful Music and Lyrics ... *If* You Know What You're Doing 3

<i>Intro.1 Music Notation? Not Here!</i>	3
<i>Intro.2 An Essential Skill Songwriters and Performers Lack</i>	5
<i>Intro.3 Technique First, Then Emotional Abandon</i>	5
<i>Intro.4 What You Need to Know to Understand Everything in This Book</i>	8
<i>Intro.5 The Territory Ahead</i>	8

1 What Music REALLY Is, Who Makes It, Where, When, Why 11

<i>1.1 What Is Music?</i>	12
<i>1.2 Who Makes Music?</i>	13
<i>1.3 Where Does Music Come From?</i>	16
<i>1.4 When Did Music Get Started?</i>	53
<i>1.5 Why Is There Such a Thing as Music?</i>	71

2 What the Popular Music Industry REALLY Is, and Where It Came From 101

<i>2.1 Origin of Popular Music as an Industry</i>	102
<i>2.2 African American Dominance</i>	104
<i>2.3 Your Musical Roots: How the Major Genres Emerged</i>	106
<i>2.4 Why There's No Such Thing as "Progress" In the Arts, Including Music</i>	111
<i>2.5 Musical Genres as Cultural Infrastructures</i>	117
<i>2.6 A Brief Look at the Major Genres of Western Popular Music</i>	120

PART II ESSENTIAL BUILDING BLOCKS OF MUSIC

3 How Tones and Overtones REALLY Work 147

3.1	<i>Tones and Their Properties</i>	147
3.2	<i>Overtones: The Harmonic Series</i>	154
3.3	<i>How Musical Instruments Work (Including the Voice)</i>	162
3.4	<i>Tone Properties and Their Emotional Effects</i>	171

4 How Scales and Intervals REALLY Work 177

4.1	<i>Scales: Brain-averse, Brain-friendly</i>	177
4.2	<i>Intervals</i>	192
4.3	<i>Interval Dynamics</i>	208
4.4	<i>Emotional Effects of Intervals</i>	221

5 How Keys and Modes REALLY Work 223

5.1	<i>Scales from Around the World</i>	223
5.2	<i>The Modes: Scales of the Diatonic Order</i>	230
5.3	<i>Keys, Major and Minor</i>	241
5.4	<i>Tuning, Temperament, and Transposing</i>	259
5.5	<i>Modulation and Tonality</i>	266

PART III HOW TO CREATE EMOTIONALLY POWERFUL MUSIC AND LYRICS

6 How Chords and Chord Progressions REALLY Work 283

6.1	<i>Where Chords Come From</i>	283
6.2	<i>Triads and Sevenths: The Foundation of All Western Tonal Harmony</i>	290
6.3	<i>Introduction to Chord Progressions</i>	305
6.4	<i>The Nashville Number System</i>	308
6.5	<i>The Four Types of Chord Progressions</i>	316
6.6	<i>Scales of Chords? Yes!</i>	327
6.7	<i>Inside the Circular Harmonic Scale</i>	348
6.8	<i>Chase Charts: Chord Progression "Maps"</i>	362
6.9	<i>Chase Charts of the Four Types of Chord Progressions</i>	371
6.10	<i>Examples: Chase Charts of Great Songs without Modulation or Chromatic Chords</i>	382

6.11 *Examples: Chase Charts of Great Songs without Modulation, with Chromatic Chords* 407

6.12 *Modulation Ways and Means* 420

6.13 *Examples: Chase Charts of Great Songs with Modulation, without Chromatic Chords* 429

6.14 *Examples: Chase Charts of Great Songs with Modulation and Chromatic Chords* 443

6.15 *When Chord Progressions Go Bad ...* 449

6.16 *What About Chord Progressions Based on the Church Modes?* 453

6.17 *Chords and Chord Progressions: Maximizing Emotional Impact* 462

6.18 *10 Chord Progression Guidelines* 466

7 **How Beat, Pulse, Meter, Tempo, and Rhythm REALLY Work** **473**

7.1 *Evolution, the Brain, and Rhythm* 473

7.2 *Your Brain's Evolved Memory Functions* 475

7.3 *Beat vs Pulse* 484

7.4 *Types of Pulse* 489

7.5 *Meter and Time Signature* 494

7.6 *Varieties of Meter* 498

7.7 *Tempo* 514

7.8 *Rhythm, the Soul of Melody* 522

7.9 *Meter and Rhythm in Popular vs "Classical" Music* 532

7.10 *Meter, Tempo, and Rhythm: Unity and Variety* 536

8 **How Phrase and Form REALLY Work** **541**

8.1 *Distinguishing Between VM (Vocal-melodic) Phrases and Structural Phrases* 541

8.2 *Why Binary Structure Is the Soul of Great Popular Song Form* 545

8.3 *Other Matters of Phrase and Form* 558

8.4 *Form: Unity, Variety, and Emotional Impact* 563

9 **How Melody and Melody-harmony Integration REALLY Work** **567**

9.1 *Evolution, Music, and Emotional Arousal* 567

9.2 *Melody, Memory, and Memes* 575

9.3 *Melodic Unity and Coherence* 578

9.4 *Tune and Chord Progression* 580

9.5 *VM Phrases Within Structural Phrases: From Weill and Brecht to Bowie and Beck* 585

9.6 *10 Techniques for Creating Emotionally Powerful Tunes (#1): Don't Let Your Comfort Zone Select Certain Song Elements* 598

9.7 *10 Techniques for Creating Emotionally Powerful Tunes (#2): Recognize the Primacy of Rhythm Patterns* 602

9.8 10 Techniques for Creating Emotionally Powerful Tunes (#3):
 Use Sequences 604

9.9 10 Techniques for Creating Emotionally Powerful Tunes (#4):
 Use the Same Rhythm Pattern with Multiple Melodies 607

9.10 10 Techniques for Creating Emotionally Powerful Tunes (#5):
 Mix Up Steps, Leaps, and Repeats 609

9.11 10 Techniques for Creating Emotionally Powerful Tunes (#6):
 Mix Up Note Values 614

9.12 10 Techniques for Creating Emotionally Powerful Tunes (#7):
 Use Modulation 616

9.13 10 Techniques for Creating Emotionally Powerful Tunes (#8):
 Use Non-chord (Non-harmonic) Tones on Accented Beats 617

9.14 10 Techniques for Creating Emotionally Powerful Tunes (#9):
 Use Modal Scales with Diatonic Chords 621

9.15 10 Techniques for Creating Emotionally Powerful Tunes (#10):
 Incorporate a (Repeating) Melodic Climax 623

9.16 Putting It All Together: A Suggested Approach to Composing Tunes . . . 628

9.17 Melody: Unity, Variety, and Emotional Impact 636

10 How Lyrics REALLY Work 641

10.1 Evolution and Language: The Biology of Lyrics 641

10.2 Lyrics in Semantic Space: The Central Importance of EPA 645

10.3 Lyrical Emotion: Choice of Words 650

10.4 10 Techniques for Creating Emotionally Powerful Lyrics (#1):
 Use Four Essential Tools 658

10.5 10 Techniques for Creating Emotionally Powerful Lyrics (#2):
 Use a High Proportion of Personal Words 659

10.6 10 Techniques for Creating Emotionally Powerful Lyrics (#3):
 Use a High Proportion of Personal Sentences 663

10.7 10 Techniques for Creating Emotionally Powerful Lyrics (#4):
 Prefer Concrete Symbols and Imagery to Abstract Ideas and Concepts . . 666

10.8 10 Techniques for Creating Emotionally Powerful Lyrics (#5):
 Sail Beyond the Horizon of Logic and the Real World—But Use
 the Wundt Curve to Chart Your Way 668

10.9 10 Techniques for Creating Emotionally Powerful Lyrics (#6):
 Know How to Proportion Unique Content-words, Function-words,
 and Repeated Words 674

10.10 10 Techniques for Creating Emotionally Powerful Lyrics (#7):
 Live for Parallel Construction, Die for Parallel Construction 676

10.11 10 Techniques for Creating Emotionally Powerful Lyrics (#8):
 Find Time to Rhyme 683

10.12 10 Techniques for Creating Emotionally Powerful Lyrics (#9):
 Adhere to the Accent-matching Law (for the Most Part) 696

10.13 10 Techniques for Creating Emotionally Powerful Lyrics (#10):
 Don't Hesitate to Revise 704

10.14 Putting It All Together: A Suggested Approach to Composing Lyrics . . 706

10.15 Lyrics: Unity, Variety, and Emotional Impact 732

11 How Repertoire, Signature, and Performance

REALLY Work **737**

11.1	<i>Repertoire</i>	737
11.2	<i>Your Signature Sound and Style</i>	745
11.3	<i>Performing Live</i>	765
11.4	<i>Performing in the Studio</i>	774

PART IV: MAKING A LIVING IN MUSIC

12 How the Music Business and Music Entrepreneurship

REALLY Work **779**

12.1	<i>Starters</i>	780
12.2	<i>Your Public Image</i>	787
12.3	<i>Your Own Label</i>	797
12.4	<i>Indie Labels and Major Labels</i>	809
	<i>Epilogue</i>	821

RESOURCES AND REFERENCES

<i>Appendix 1: Roedy Black's Chord Progression Chart</i>	825
<i>Appendix 2: Useful Websites and Resources</i>	829
<i>Appendix 3: Winners of the Moose Nobel Prize in Music, 1901-2006</i>	831
<i>Notes</i>	839
<i>References</i>	847
<i>Index</i>	869