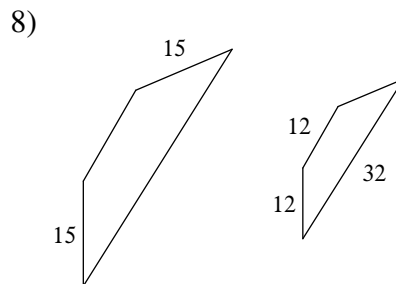
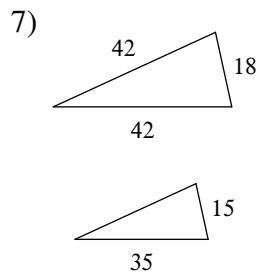
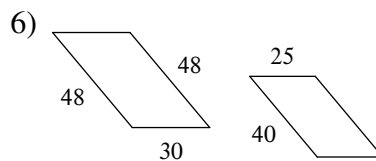
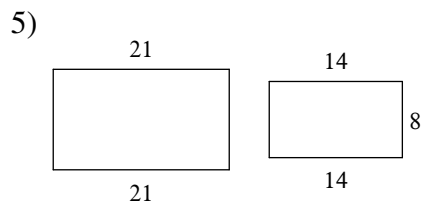
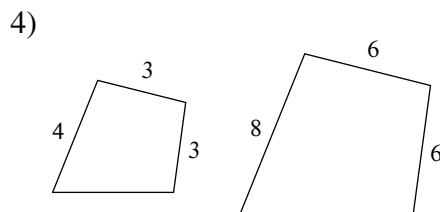
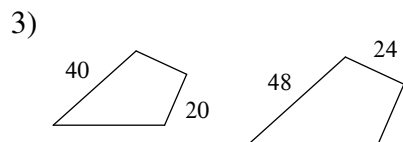
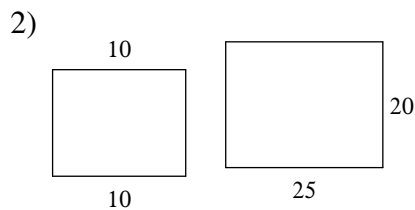
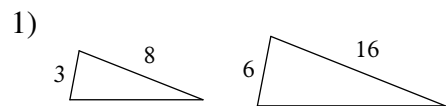


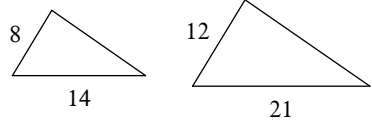
Assignment

© 2010 Kuta Software LLC. All rights reserved.

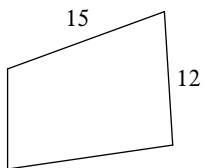
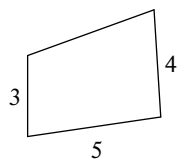
The polygons in each pair are similar. Find the scale factor.



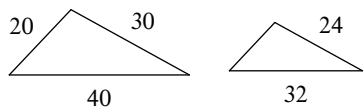
9)




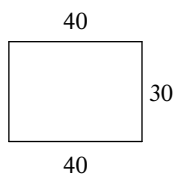
10)



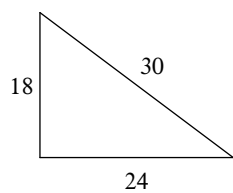
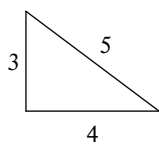
11)



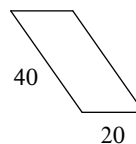
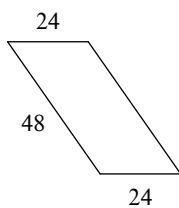
12)



13)



14)



Answers to Assignment (ID: 1)

1) 1 : 2

5) 2 : 3

9) 2 : 3

13) 1 : 6

2) 2 : 5

6) 5 : 6

10) 1 : 3

14) 5 : 6

3) 5 : 6

7) 5 : 6

11) 4 : 5

4) 1 : 2

8) 4 : 5

12) 5 : 6