

# **V-BELTS**

rubber v-belts





ISO 9001:2000 - ISO 14001:2004

**MEGADYNE RUBBER S.A.**

Introduction to V-belts	4
Product range	5
Technical calculation	6
Belt selection charts	9
Calculation example	10
Belt tensioning	11
Length measuring and groove pulleys	12
Storage maintenance and useful advices	14
Belt installation	15
Oleostatic®	16
Gold Label COG Belt®	22
SP	24
Linea-X	28
Kompattex®	32
Power Wedge®	36
Varisect®	40
Esaflex®	44
XDV2	46
Pluriband®	48
Extra	50
Useful formulas and conversion table	54

# INTRODUCTION TO V-BELTS

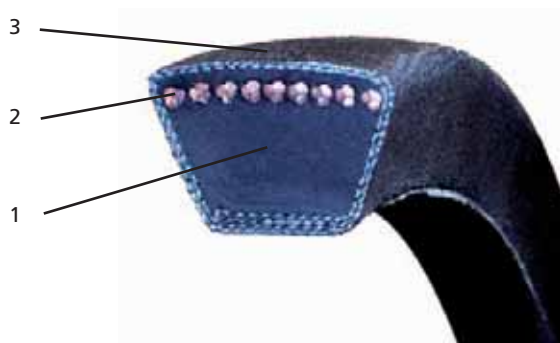
## INTRODUCTION TO V-BELTS

Megadyne V-belts have been used for decades in the most different industries and applications, giving drive solution to customers all over the world.

Applied technology allows to reach so good dimensional precision in V-belts to make them suitable for multiple transmissions. This dimensional stability continues also during belt use.

High variety of belt sizes available permits the application of Megadyne V-belt in a wide range of drive applications, such as:

- machine tools
- industrial washing machines
- textile machines
- continuous paper machines
- high power mills
- stone crushers



The main V-belt components are:

- 1) **Belt body** made of a special rubber compound which provides, due to its excellent mechanical characteristics, high transmission efficiency and assures a minimum rubber wear off;
- 2) **Tensile member** consisting in high-strength low-stretch cords, which grant length stability over the belt life time;
- 3) **Fabric jacket or cover** made of fabric, protecting the tensile member and permitting the use of back side idler.

## MECHANICAL AND CHEMICAL FEATURES

- smooth starting and running
- wide range of driven speed
- low maintenance
- high efficiency
- extremely wide horsepower ranges
- dampen vibration between driver and driven pulleys
- silent operations
- long life service
- easy installation
- reduction in drive dimension
- working temperature range from -30°C to +80/90°C (see details in family pages)
- oil and heat resistance
- antistatic properties

## IDENTIFICATION CODE

The code is composed of letters and numbers as follows:

**OLEOSTATIC A 52**

- 1) **OLEOSTATIC** family name
- 2) **A** belt section code
- 3) **52** length in inches



**SECTIONS**

Z	E
A	20
B	25
C	45
D	50

**OLEOSTATIC®**  
Classical V-belts



**SECTIONS**

AX
BX
CX

**GOLD LABEL COG-BELT®**  
Raw-Edge classical V-belts



**SECTIONS**

SPZ
SPA
SPB
SPC
19

**SP**  
Wedge V-belts DIN



**SECTIONS**

XPZ
XPA
XPB
XPC

**LINEA-X**  
Raw-Edge narrow V-belts DIN



**SECTIONS**

3V
5V
8V

**KOMPATTEX®**  
Wedge V-belts RMA



**SECTIONS**

3VX
5VX
8VX

**POWER WEDGE®**  
Raw-Edge narrow V-belts RMA



**SECTIONS**

13x6	36x12
17x5	37x10
21x6,5	42x13
22x8	47x13
26x8	52x16
28x8	55x16
30x10	65x20
33x10	70x20

**VARISECT®**  
Variable speed V-belts



**SECTIONS**

XDV2-38
XDV2-48
XDV2-58

**XDV2**  
Xtra Duty V-belts



**SECTIONS**

AA
BB
CC

**ESAFLEX®**  
Double V-belts

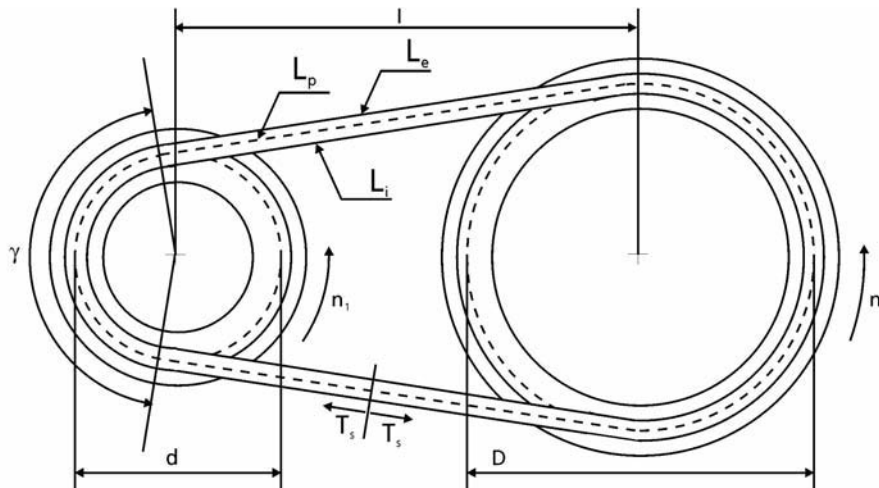


**SECTIONS**

A	SPC
B	3V
C	5V
SPZ	8V
SPA	3VX
SPB	5VX

**PLURIBAND®**  
Banded V-belts

# TECHNICAL CALCULATION



Symbol	Unit	Definition	Symbol	Unit	Definition
$C_{\gamma}$		correction factor $C_{\gamma}$	$L_p$	mm	pitch length (effective)
$C_L$		correction factor $C_L$	$n_1$	RPM	speed of smaller pulley (faster)
$C_c$		correction factor $C_c$	$n_2$	RPM	speed of bigger pulley (slower)
$d$	mm	pitch diameter of smaller pulley	$P$	kW	power to be transmitted
$D$	mm	pitch diameter of bigger pulley	$P_a$	kW	actual power of the transmission
$I$	mm	theoretical center distance	$P_b$	kW	basic performance of a single belt
$I_e$	mm	effective center distance	$P_c$	kW	corrected power
$i$		transmission ratio	$P_d$	kW	difference to $P_b$ due to $K \neq 1$
$L'$	mm	calculated pitch length	$Q$		number of belts
$L_e$	mm	external length ( $L_p + \Delta_e$ )	$T_s$	N	static belt tension
$L_i$	mm	internal length ( $L_p - \Delta_i$ )	$v$	m/s	peripheral belt speed
			$\lambda, \gamma$	°	arc of contact

## BELT SECTION

Necessary data for selection of the belt section:

$P$  = power to be transmitted in kW

$n_1$  = speed in RPM of the smaller pulley

$n_2$  = speed in RPM of the bigger pulley

It is necessary to correct the power  $P$  by a coefficient  $C_c$  (see table 1 page 8) which considers into account the actual operating conditions.

Corrected power  $P_c$  is given by:

$$P_c = P \cdot C_c$$

The graphs gives a guiding criterion for the section of the belt.

## TRANSMISSION RATIO

Transmission ratio is calculated as follows:

$$i = \frac{n_1}{n_2} = \frac{D}{d}$$

where  $D$  is the pitch diameter of larger pulley and  $d$  is the pitch diameter of the smaller pulley.

Peripheral speed of the belts is determined by

$$v = \frac{d \cdot n_1}{19100}$$

If the drive being calculated is of the V/flat type (one V pulley and one flat pulley) it is necessary to find the corresponding pitch diameter of the flat pulley.

The pitch diameter of the flat faced pulley is obtained by increasing its external diameter by the amount in millimetres shown in the following table:

Z	A	B	C	D	E	19	20	25
8	10	14	20	24	33	16	15	19

## PITCH LENGTH OF THE BELT AND CORRECT CENTER DISTANCE

Whenever the shaft center distance  $I$  is not predetermined by the layout of the drive, the optimum distance may be chosen as follows:

$$1 < i < 3 \quad I \geq \frac{(i+1) \cdot d}{2} + d$$

$$i > 3 \quad I \geq D$$

The pitch length is determined by:

$$L' \approx 2 \cdot I + 1,57 \cdot (D+d) + \frac{(D-d)^2}{4I}$$

From the list of belt sizes, should be selected the belt pitch length  $L_p$  nearest to the value of  $L'$  above calculated. Since  $L' \neq L_p$  the center distance " $I$ " may be varied by subtracting half  $L' - L_p$ . Therefore the effective center distance of the drive will be:

$$I_e = I - \frac{L' - L_p}{2}$$

## NUMBER OF BELTS

The basic performance  $P_b$  is the power which a single belt transmits under the following conditions:

- $i = 1$   
This configuration corresponds to 180° arc of contact belt on both pulleys;
- $i \neq 1$   
The difference of kW-rating  $P_d$  is the power which the belt transmits in excess of  $P_b$  because  $i \neq 1$  in service conditions. The actual kW-rating  $P_a$  is the power which the belt transmits in operating conditions and is obtained by means of:

$$P_a = (P_b + P_d) \times C_\gamma \times C_L$$

Table 4 (see belt family pages) gives the values of  $P_b$  according to RPM and  $d$  (smaller diameter) and the values of  $P_d$  according to RPM and  $i$ .

# TECHNICAL CALCULATION

Table 2 (bottom of this page) and 3 (see belt family pages) give values of the coefficients  $C_\gamma$  and  $C_L$  taking into account the operating conditions.

The arc of contact  $\gamma$  of the belt on the smaller pulley is determined by:

$$\gamma = 180^\circ - 57 \cdot \frac{D-d}{l_e}$$

The number of belts  $Q$  necessary for the transmission of the power  $P_c$  is determined by:

$$Q = \frac{P_c}{P_a}$$

The number of belts actually is obtained in general by rounding up  $Q$  to the next highest whole number.

**TABLE 1 - Type of motor**

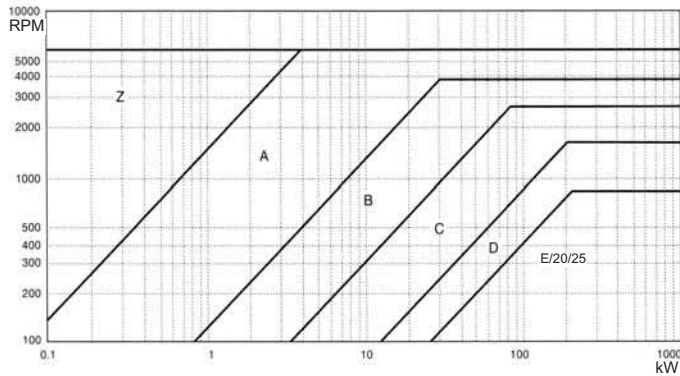
Applications	Daily operating hours					
	0-8 <sup>(1)</sup>	8-16 <sup>(1)</sup>	16-24 <sup>(1)</sup>	0-8 <sup>(2)</sup>	8-16 <sup>(2)</sup>	16-24 <sup>(2)</sup>
	<b>Drivers</b> (1) AC electric motors: high slip, squirrel cage, synchronous; DC electric motors: parallel excitation; multi-cylinder internal combustion engines; gas or steam turbines. (2) AC electric motors: high torque, high slip, single phase, wound rotor, commutator; DC electric motors: series and compound excitation; single-cylinder internal combustion engines with direct coupling or with countershaft; steam engines.					
<i>Light use</i> Centrifugal pumps and compressors, belt conveyors, (light materials) fans and pumps up to 7,5 kW.	1,1	1,1	1,2	1,1	1,2	1,3
<i>Normal use</i> Shears for steel sheet presses, belt and chain conveyors, (heavy material) sifters, generator sets, machine tools, kneading machines, industrial washing machines, printing presses, fans and pumps over 7,5 kW.	1,1	1,2	1,3	1,2	1,3	1,4
<i>Heavy use</i> Hammer mills, piston compressors, belt conveyors for heavy loads, lifters, textile machines, continuous paper machines, piston and dredging pumps, ripping saws.	1,2	1,3	1,4	1,4	1,5	1,6
<i>Extra heavy use</i> High power mills, stone crushers, calendars, mixer, cranes, diggers, dredgers.	1,3	1,4	1,5	1,5	1,6	1,8

**TABLE 2 - Correction factor  $C_\gamma$**  (T/T=V/V drives; T/P=V/Flat drives;  $\gamma$ =arc of contact on the smaller pulley)

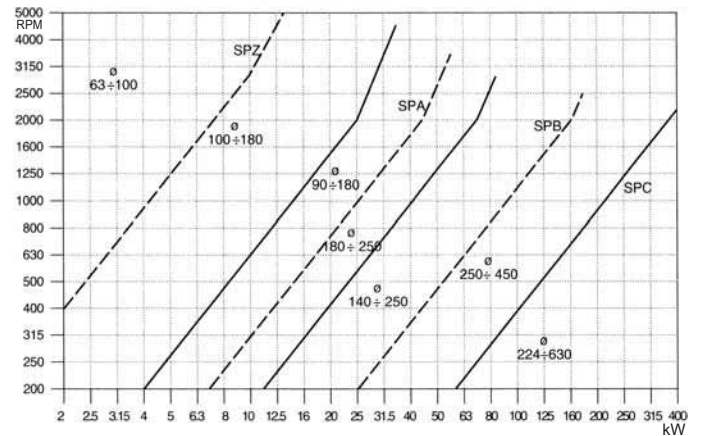
	$\gamma$	180°	175°	170°	165°	160°	155°	150°	145°	140°	135°	130°	125°	120°	115°	110°	105°	100°	90°
<b><math>C_\gamma</math></b>	T/T	1	0,99	0,98	0,96	0,95	0,93	0,92	0,90	0,89	0,87	0,86	0,84	0,82	0,80	0,78	0,76	0,74	0,69
	T/P	0,75	0,76	0,77	0,79	0,80	0,81	0,82	0,83	0,84	0,85	0,86	0,84	0,82	0,80	0,78	0,76	0,74	0,69



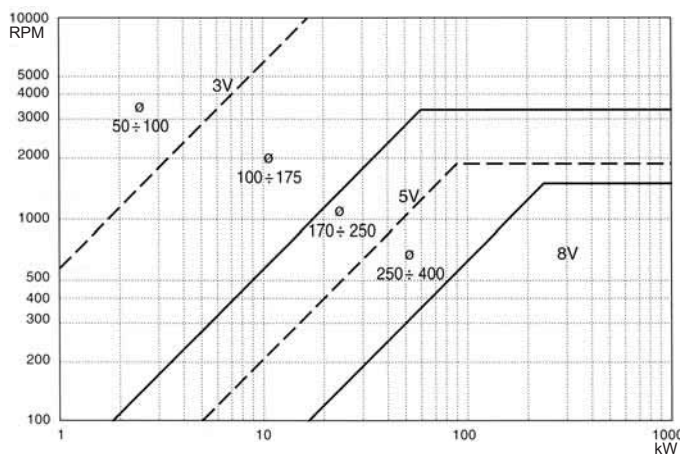
### OLEOSTATIC



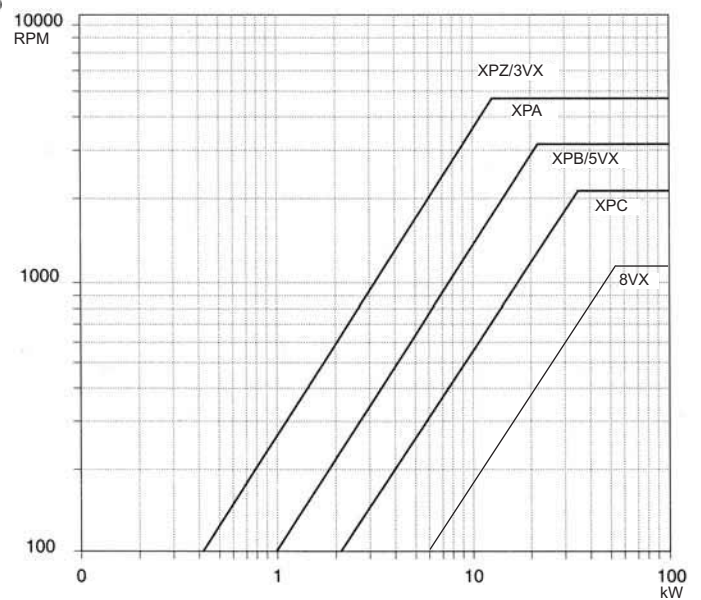
### SP



### KOMPATTEX



### LINEA-X and POWER WEDGE



# CALCULATION EXAMPLE

## EXAMPLE

$P = 22 \text{ kW}$

$n_1 = 1200 \text{ RPM}$

$n_2 = 660 \text{ RPM}$

Textile machine operating 12 hours a day

Type of motor: AC electric motor, normal torque

The correction coefficient is 1,3 (see table 1)

The corrected power is:

$$P_c = 22 \cdot 1,3 = 28,6 \text{ kW}$$

## BELT SELECTION

From selection charts, for  $P_c = 28,6$  and  $n_1 = 1200 \text{ RPM}$  it is appropriate to choose section B.

## TRANSMISSION RATIO

The transmission ratio can be calculated as follows:

$$i = \frac{n_1}{n_2} = \frac{1200}{660} = 1,82$$

Considering diameter  $d = 250 \text{ mm}$  for the smaller pulley, the pitch diameter of the larger pulley is:

$$D = i \cdot d = 1,82 \cdot 250 = 455 \text{ mm}$$

Peripheral speed of the belts is determined by

$$v = \frac{d \cdot n_1}{19100}; \quad v = \frac{0,052 \cdot 250 \cdot 1200}{19100} = 15,7 \text{ m/s}$$

## BELT PITCH LENGTH AND CORRECT CENTER DISTANCE

For  $i = 1,82$  (i.e.  $1 < i < 3$ ) the center distance is given by:

$$l \geq \frac{(i+1) \cdot d}{4} + d \quad \text{so} \quad l = 610 \text{ mm}$$

The pitch length of the belt is determined by:

$$L' = 2 \cdot l + 1,57 \cdot (D+d) + \frac{(D-d)^2}{4 \cdot l};$$

$$L' = 2 \cdot 610 + 1,57 \cdot (455+250) + \frac{(455-250)^2}{4 \cdot 610} = 2344 \text{ mm}$$

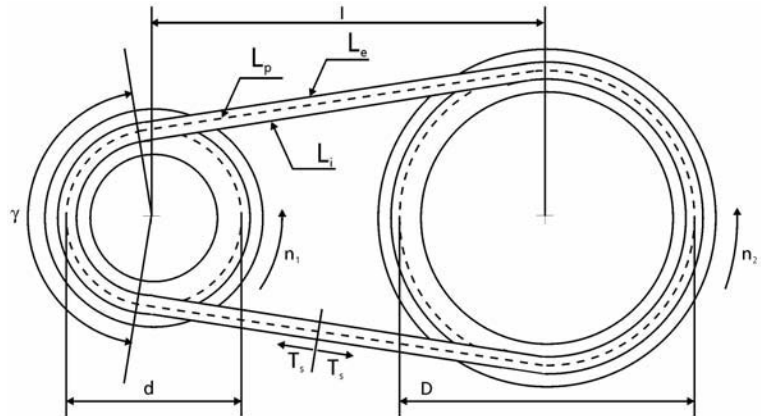
From the list of belt sizes (see table on belt family pages), should be selected the belt pitch length  $L_p$  nearest to the value of  $L'$  previously calculated.

The center distance " $l$ " may be varied by subtracting half  $L' - L_p$ . Therefore the effective centre distance of the drive will be:

$$l_e = l - \frac{L' - L_p}{2}$$

Having selected **B 91** ( $L_p = 2355 \text{ mm}$ ), the actual shaft center distance is calculated by:

$$l_e = 610 - \frac{2344 - 2355}{2} = 615,5 \text{ mm}$$



From table 4 of B section (d=250 mm; 1200 RPM; K=1,82):

$$P_b = 9,89 \text{ kW}$$

$$P_d = 0,48 \text{ kW}$$

The arc of contact  $\gamma$  of the belt on the smaller pulley is determined by:

$$\gamma = 180^\circ - 57 \cdot \frac{D-d}{l_e} = 180^\circ - 57 \cdot \frac{455-250}{616} \cong 161^\circ$$

From table 2 for  $\gamma = 161^\circ$

$$C_\gamma = 0,95$$

From table 3 for **B 91** belt

$$C_L = 1,00$$

Therefore:

$$P_a = (9,89+0,48) \cdot 0,95 \cdot 1,00 = 9,85 \text{ kW}$$

The number of belts Q necessary for transmission of the power  $P_c$  is established by:

$$Q = \frac{P_c}{P_a} = \frac{28,6}{9,85} = 2,9$$

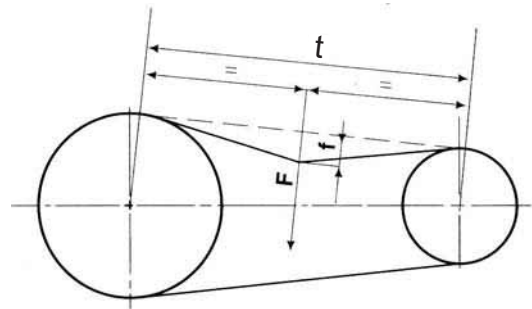
Round up to 3 belts **B 91**.

## BELT TENSIONING RECOMMENDATION

The correct belt assembling tension is given by:

$$T_s = 500 \cdot \frac{2,5 - C_\alpha}{C_\alpha} \cdot \frac{P_c}{Q \cdot v} + m \cdot v^2$$

Symbol	Unit	Definition
$C_\alpha$		arc correction factor
$m$	kg/m	belt linear mass (see belt family page)
$P_c$	kW	corrected power
$Q$		number of belts
$T_s$	N/strand	static belt tension
$v$	m/s	peripheral belt speed
	°	arc of contact



Arc correction factor:

$\alpha$ [°]	180	174	169	163	157	151	145	139	133	127	120	113	106	99	91	83
$C_\alpha$	1,00	0,98	0,97	0,96	0,94	0,93	0,91	0,89	0,87	0,85	0,82	0,80	0,77	0,73	0,70	0,65

# LENGTH MEASURING AND GROOVE PULLEYS

## BELT LENGTH MEASURING

The first and easiest way for measuring the V-belt length is by placing the belt on a flat surface, giving the belt a circular shape and finally measuring the internal length  $L_i$  by means of a measuring tape. Adding  $\Delta_i$  and after  $\Delta_e$  (see belt families pages) to this length, it's possible to calculate respectively  $L_p$  and  $L_e$ .

This measuring way is not very precise, even if practically easy and feasible with a tape only.

The correct way for measuring the V-belt length is by means of pulleys and dynamometer. The belt is put on 2 pulleys, specific for the family and size of the belt and having the same pitch diameter. One is fixed while the second can move on a linear graduated scale.

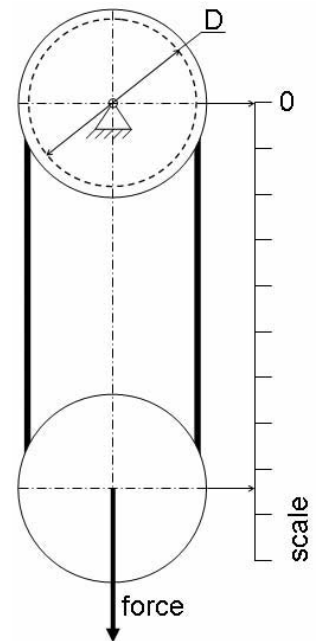
Depending on the belt, a certain force is applied to the second pulley in order to put the complete system under tension. The correct force is tabled the relevant standards referring to the belt family.

To stabilize the system, at least 3 rotations of the pulleys are required.

The pitch length  $L_p$  is given by the pulleys pitch diameter  $D$  and center distance  $a$  in the formula:

$$L_p = 2 a * \pi D$$

Subtracting  $\Delta_i$  and adding  $\Delta_e$  (see belt families pages) it's possible to calculate respectively  $L_i$  and  $L_e$ .



## GROOVE PULLEYS

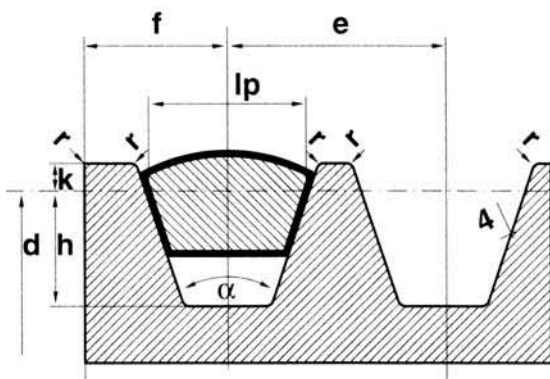
Groove pulleys for V-belts must be manufactured with care and be made of good quality steel or engineering cast iron. It is most important that the flanks of the grooves shall be perfectly smooth and show no visible sign of machining, that all sharp corners of the grooves shall be rounded off and chamfered and that the external diameter of the face shall be constant overall.

All pulleys must also be statically balanced.

Dynamic balancing is required for speeds over 30 m/second.

Profile and dimension of pulley should be in accordance to DIN 2211, BS 3790, ISO, RMA depending on the belt relevant standard.

In the drawing are shown the main characteristics and dimensions of groove pulleys for V-belts (example referring to Oleostatic belts).



- lp** = pitch width
- k** = minimum height of groove above the pitch line
- h** = minimum depth of groove below the pitch line
- $\alpha$**  = groove angle
- d** = pitch diameter
- e** = distance between the axes of the sections of two grooves
- f** = distance between the axis of the section of the outer groove and the rim of the pulley

The use of idlers in V-belt drives is not recommended.

However, due to particular drive requirements and limitations, use of idlers may be absolutely necessary.

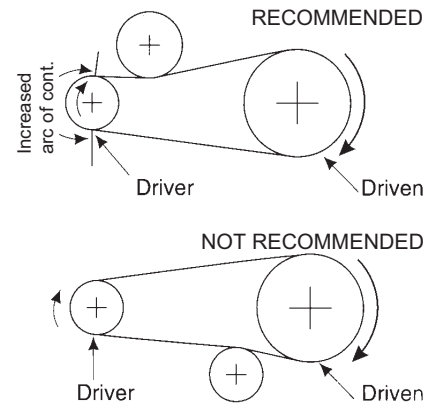
For using idlers, requirements are as follows:

1. Providing take-up for fixed center drives.
2. Turning corners (as in mule pulley drives).
3. Breaking up long spans where belt whip may be a problem.
4. Maintaining tension, when idler is spring-loaded or weighted.

A power correction (see below) is required.

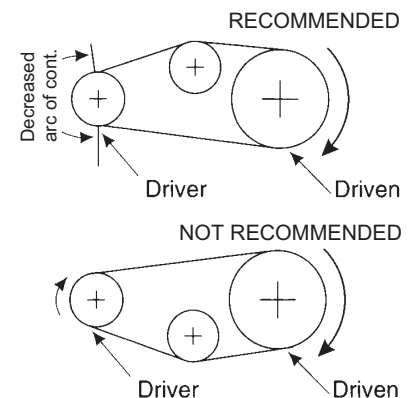
### OUTSIDE IDLER

1. An outside idler should be at least one and one-third times as large as the smallest pulley on the drive, unless drive has unusually large pulleys.
2. An outside idler must be flat and without any crown.
3. To find the face width of a flat idler (between flanges if flanged) add 1 ½ times the nominal belt top width to the face width of the grooved pulley used.
4. An outside idler pulley should be located as close as possible to the preceding pulley. This is because V-belts move back and forth slightly on a flat pulley and locating it as far away from the next pulley minimizes the possibility of the belt entering that pulley in a misaligned condition.
5. Idler pulleys should be located only on the slack side of a drive.



### INSIDE IDLER

1. An inside idler will decrease the arc of contact.
2. An inside idler should be at least as large as the smallest pulley on the drive, unless the drive has unusually large pulleys.
3. An inside idler should better be a grooved pulley. In alternative, flat pulleys can be used.
4. A grooved inside idler pulley may be located anywhere along the span, preferably so that it gives nearly equal arcs of contact on the two adjacent pulleys.
5. Idler pulleys should be located only on the slack side of a drive.



### RATED POWER CORRECTION

Because idlers impose an additional bending stress point on the V-belt, the transmittable power is reduced. The smaller the idler diameter, the greater the bending stress, which results in a greater reduction in rated power and belt life.

To compensate this loss, the design power of the drive must be increased.

The following table gives the approximate correction factors according to the number of pulleys in the drive. The normal power rating should be multiplied by this factor.

No. of pulleys in drive	2	3 (one idler)	4 (two idlers)
Rating Correction Factor	1,00	0,90	0,80

#### Note:

As stated, the above listed factors are only approximate values and apply only when idler diameters and their location is in accordance with the above recommendations.

# STORAGE MAINTENANCE AND USEFUL ADVICES

## HOW TO STORE BELTS


---

In order to store V-Belts correctly, it is advisable to hang them on "saddles" or on large-diameter tubular brackets. This diameter should be at least ten times the height of belts cross section.

Long belts can be stacked to save space, provided that they are correctly coiled (see figures).

Short belts can be stored on shelves, but be aware that stacks should not be more than 300 mm high, as the bottom belts may be otherwise deformed.

Finally, hooks and nails are unsuitable for suspending the belts.



## CONDITIONS OF STORAGE

---

Rubber V-belts can be stored for several years without causing any performance or reliability loss.

For a correct storage, some prescription have to be taken into account.

- Environment

The storage premises should be cool, dry and well ventilated but not draughty.

- Temperature

Storage temperature should be within +5 and +30°C.

Lower temperatures causes stiffening in the belt but are accepted in the storage. In order to avoid damages in the start-up, it becomes necessary to heat the belt up to around 20° before making it run on the machine.

Higher temperatures due to heating are to be avoided. Distance from heating sources should be at least 1 meter.

- Light

Belts should be protected from light, especially direct sunlight and artificial light with high ultraviolet rays (neon light).

- Ozone

Equipments generating ozone, like high voltage electrical machines or fluorescent light sources, should not be installed in the storage.

Also combustion gases and vapours, that can cause ozone, should be avoided.

- Chemicals

Flammable materials, lubricants, acids and any other aggressive material should not be kept in the storage. Belts elastomers may be affected or even irreparably damaged by such agents.

## CLEANING

---

Never clean V-belts. If you need, for any reason, to clean belts use a dry towel or one soaked with a glycerine/alcohol mixture in the ratio 1:10. Other solvents such as petrol or benzene must not be used.

Sharp-edged objects must not be used for cleaning V-belts.



To ensure a long service life and high performances, it is important to design correctly the application and to take care of correct installation, maintenance and storage of the belt.

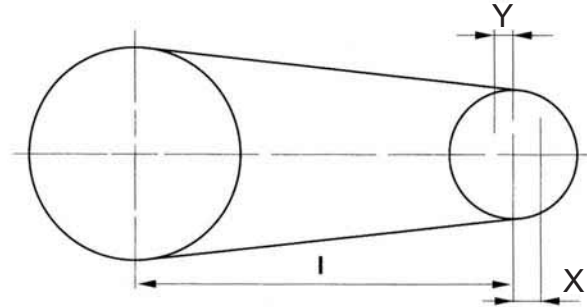
A drive must be designed in such a way to make proper provision for both installation and tensioning of the V-belts. For this purpose a take-up device is necessary; a slide adjuster on the motor is recommended to simplify installation and permit optimum tensioning.

Table 5 (see belt family pages) provides minimum variation of center distance permitted for installation and tensioning of the belts.

- X = Take up allowance
- Y = Installation allowance
- l = Center distance

Furthermore, the following rules must always be observed:

- 1) check the alignment of the drive pulleys;
- 2) make sure that the flanks of the grooves are clean;
- 3) adjust the tensioner to stretch the belts sufficiently;
- 4) check the tension (see following section);
- 5) check correct diameter for tensioning pulley;
- 6) protect belt from oil and other chemicals;
- 7) when installing belts, slack off tensioner and avoid using tools or implements which may damage the belts;



Pulleys with large diameters increase belt life. They must be statically balanced up to the speed of 30 m/s and dynamically balanced over this value.

## TENSIONING SYSTEM

The satisfactory performance of a transmission equipped with V-belts depends on the correct fitting tension. It is therefore necessary to proceed in the following way, using the slide adjuster:

### Belt tension control by deflection method

The approximate relation among deflection force, belt deflection and belt tension is given by:

$$T_s \approx \frac{F \cdot t}{4 \cdot f}$$

Imposing a belt deflection

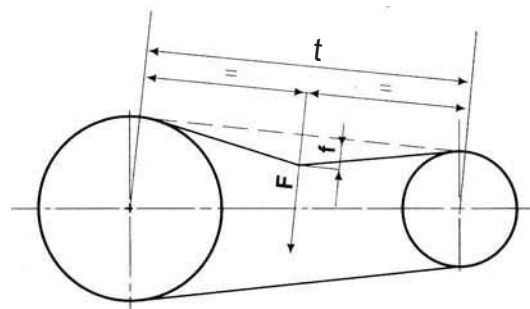
$$f = \frac{t}{64}$$

the deflection force should be in the range

$$F_{\min} \approx F' = \frac{T_s}{16} \quad F_{\max} \approx F'' = \frac{1,5 \cdot T_s}{16}$$

where:

Symbol	Unit	Definition
F	N	perpendicular deflection force
f	mm	belt deflection
t	mm	free span length
T <sub>s</sub>	N/strand	static belt tension (see page 11)



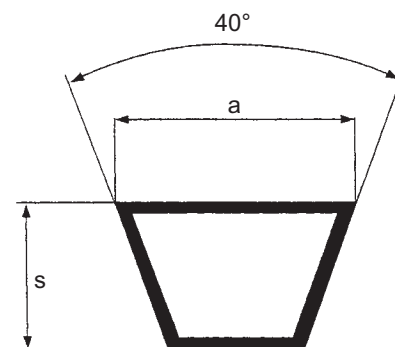
### Belt tension control by vibration method

$$\text{Belt vibration frequency: } F_r = \sqrt{\frac{T_s}{4 \cdot m \cdot t^2}}$$

Symbol	Unit	Definition
F <sub>r</sub>	Hz	natural frequency of belt
m	kg/m	specific belt mass
t	m	free span length
T <sub>s</sub>	N/strand	static belt tension (see page 11)

## BELT CHARACTERISTICS

section	Z	A	B	C	D	E	20	25	45	50
a (mm)	10	13	17	22	32	40	20	25	45	50
s (mm)	6	8	11	14	19	25	12,5	16	20	20
pitch length - internal length $\Delta_i$ (mm)	25	33	43	62	76	105	48	61	91	85
external length - pitch length $\Delta_e$ (mm)	13	17	26	26	43	52	31	39	35	41
weight (gr/m)	60	100	175	300	610	930	240	400	1200	1365
min. pulley diam. (mm)	60	90	125	200	300	500	160	250	320	320
working temperature	-30°C ÷ +80°C									
relevant standards	RMA/MPTA IP20 - DIN 2215 - ISO 4184									
relevant antistatic standard	ISO 1813									
materials	CR blend - polyester cord - cotton/polyester fabric									



### TABLE 3 - CORRECTION FACTOR $C_L$ according to type and length of the belt

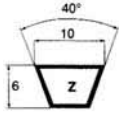
inches	9½	16	22	24	28	32	35	48	53	75	81	90	128	144	180	210	285	330	420	540	720	780	
Z	0,69	0,77	0,82	0,84	0,87	0,89	0,91	0,98	1,00														
A		0,73	0,79	0,80	0,83	0,85	0,87	0,93	0,95	1,03	1,05	1,07	1,16	1,19	1,25	1,29							
B			0,73	0,75	0,77	0,80	0,81	0,87	0,89	0,96	0,98	1,00	1,08	1,11	1,16	1,20	1,29	1,33	1,40				
C						0,72	0,73	0,79	0,80	0,87	0,88	0,90	0,97	1,00	1,05	1,09	1,16	1,20	1,27				
D												0,80	0,87	0,89	0,94	0,97	1,04	1,07	1,13	1,20	1,27		
E															0,90	0,94	1,00	1,03	1,09	1,15	1,23	1,25	
20										0,91	0,93	0,95	1,02	1,05	1,10	1,14	1,22						
25										0,82	0,83	0,85	0,92	0,95	1,00	1,03	1,10	1,13					

### TABLE 5 - INSTALLATION AND TAKE UP ALLOWANCE

L (mm)	Y (mm)								X (mm)
	Z	A	B	C	D	E	20	25	
500 ÷ 1000	15	19	25						25
1001 ÷ 1500	15	19	25	38				38	38
1501 ÷ 2500	19	19	32	38				38	51
2501 ÷ 3000		25	32	38				38	63
3001 ÷ 4000		25	38	38	51			38	75
4001 ÷ 5000				51	51	63		51	90
5001 ÷ 6000				51	51	63		51	101
6001 ÷ 7000				51	63	63		51	113
7001 ÷ 8500				51	63	76		51	127
8501 ÷ 10500				51	63	76		51	152
> 10501					76	90		76	1,5% L







Z SECTION

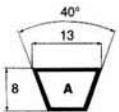
Code	Internal length L <sub>i</sub> (mm)	Code	Internal length L <sub>i</sub> (mm)	Code	Internal length L <sub>i</sub> (mm)	Code	Internal length L <sub>i</sub> (mm)	Code	Internal length L <sub>i</sub> (mm)	Code	Internal length L <sub>i</sub> (mm)	Code	Internal length L <sub>i</sub> (mm)	Code	Internal length L <sub>i</sub> (mm)
Z 16	410	Z 22 1/4	565	Z 26 1/2	670	Z 31	787	Z 35 1/2	900	Z 40 1/2	1030	Z 46	1180	Z 55	1400
Z 17 1/4	440	Z 22 1/2	575	Z 27	685	Z 31 1/2	800	Z 36	915	Z 41	1040	Z 47	1194	Z 56	1422
Z 18	460	Z 23	585	Z 27 1/2	700	Z 32	815	Z 36 1/2	925	Z 41 1/2	1050	Z 48	1225	Z 57	1450
Z 19	480	Z 23 1/2	600	Z 28	710	Z 32 1/2	825	Z 36 3/4	935	Z 41 3/4	1060	Z 49	1245	Z 59	1500
Z 19 1/2	500	Z 23 3/4	605	Z 28 1/2	725	Z 33	840	Z 37	945	Z 42	1070	Z 50	1270	Z 59 1/2	1515
Z 20	508	Z 24	610	Z 29	735	Z 33 1/2	850	Z 37 1/2	950	Z 42 1/2	1080	Z 50 1/2	1285	Z 61	1550
Z 20 1/2	520	Z 24 3/4	630	Z 29 1/2	750	Z 34	865	Z 38	965	Z 43	1090	Z 51	1300	Z 62	1575
Z 21 1/4	540	Z 25	635	Z 30	765	Z 34 1/4	870	Z 38 1/4	975	Z 43 1/4	1100	Z 52	1320	Z 63	1600
Z 21 1/2	545	Z 25 1/2	650	Z 30 1/2	775	Z 34 1/2	875	Z 39	1000	Z 44	1120	Z 53	1345	Z 65	1651
Z 22	560	Z 26	660	Z 30 3/4	785	Z 35	890	Z 40	1016	Z 45	1145	Z 54	1371	Z 66	1675

TABLE 4 - P<sub>b</sub> (kW) referred to d (mm)

RPM	40	45	50	56	71	80	90	100	112	125	132	150
100	0,02	0,03	0,04	0,05	0,08	0,09	0,11	0,12	0,14	0,17	0,18	0,21
200	0,04	0,06	0,07	0,09	0,14	0,17	0,20	0,23	0,27	0,31	0,33	0,39
500	0,08	0,12	0,16	0,20	0,32	0,39	0,46	0,53	0,62	0,71	0,76	0,89
700	0,10	0,15	0,21	0,27	0,43	0,52	0,62	0,72	0,84	0,96	1,03	1,21
900	0,12	0,19	0,25	0,30	0,53	0,64	0,77	0,90	1,05	1,20	1,29	1,50
1000	0,13	0,20	0,28	0,36	0,58	0,71	0,84	0,98	1,15	1,32	1,41	1,65
1400	0,16	0,26	0,36	0,48	0,77	0,94	1,13	1,31	1,53	1,76	1,88	2,19
1500	0,16	0,27	0,38	0,50	0,81	1,00	1,19	1,39	1,62	1,87	1,99	2,32
1700	0,17	0,29	0,41	0,56	0,90	1,10	1,33	1,54	1,80	2,07	2,21	2,56
1800	0,18	0,31	0,43	0,58	0,94	1,16	1,39	1,62	1,88	2,16	2,31	2,68
2500	0,21	0,38	0,55	0,74	1,22	1,50	1,80	2,09	2,43	2,77	2,95	3,38
2900	0,22	0,41	0,60	0,83	1,37	1,68	2,01	2,33	2,69	3,06	3,24	3,67
3000	0,22	0,42	0,62	0,85	1,40	1,72	2,06	2,38	2,75	3,12	3,30	3,74
3500	0,23	0,45	0,68	0,94	1,56	1,91	2,28	2,63	3,01	3,38	3,56	3,96
3600	0,23	0,46	0,69	0,95	1,59	1,95	2,32	2,67	3,06	3,43	3,60	3,99
4000	0,23	0,48	0,73	1,02	1,70	2,07	2,46	2,82	3,20	3,56	3,72	4,03*
5000	0,21	0,51	0,80	1,14	1,90	2,31	2,70	3,04	3,36	3,58*	3,65*	
6000	0,17	0,51	0,83	1,20	2,00	2,40	2,75	2,99*				

P<sub>d</sub> (kW) referred to i

RPM	i	1,00÷1,01	1,02÷1,03	1,04÷1,06	1,07÷1,08	1,09÷1,12	1,13÷1,16	1,17÷1,22	1,23÷1,32	1,33÷1,50	over 1,51
100	0,00	0,00	0,00	0,00	0,00	0,00	0,00	0,01	0,01	0,01	0,01
200	0,00	0,00	0,00	0,00	0,01	0,01	0,01	0,01	0,01	0,01	0,02
500	0,00	0,00	0,01	0,01	0,01	0,02	0,02	0,03	0,03	0,04	0,04
700	0,00	0,00	0,01	0,01	0,02	0,03	0,03	0,04	0,04	0,05	0,06
900	0,00	0,01	0,02	0,02	0,03	0,04	0,05	0,06	0,07	0,07	0,07
1000	0,00	0,01	0,02	0,03	0,04	0,05	0,05	0,06	0,07	0,08	0,08
1400	0,00	0,01	0,03	0,04	0,05	0,06	0,08	0,09	0,10	0,11	0,11
1500	0,00	0,01	0,03	0,04	0,05	0,07	0,08	0,09	0,11	0,12	0,12
1700	0,00	0,02	0,03	0,05	0,06	0,08	0,09	0,11	0,12	0,14	0,14
1800	0,00	0,02	0,03	0,05	0,06	0,08	0,10	0,11	0,13	0,15	0,15
2500	0,00	0,02	0,05	0,07	0,09	0,11	0,14	0,16	0,18	0,20	0,20
2900	0,00	0,03	0,05	0,08	0,10	0,13	0,16	0,18	0,21	0,24	0,24
3000	0,00	0,03	0,06	0,08	0,11	0,14	0,16	0,19	0,22	0,25	0,25
3500	0,00	0,03	0,06	0,10	0,13	0,16	0,19	0,22	0,26	0,29	0,29
3600	0,00	0,03	0,07	0,10	0,13	0,16	0,20	0,23	0,26	0,30	0,30
4000	0,00	0,04	0,07	0,11	0,14	0,18	0,22	0,25	0,29	0,33	0,33
5000	0,00	0,05	0,09	0,14	0,18	0,23	0,27	0,32	0,37	0,41	0,41
6000	0,00	0,05	0,11	0,17	0,21	0,27	0,33	0,38	0,44	0,49	0,49



A SECTION

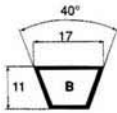
Code	Internal length L <sub>i</sub> (mm)	Code	Internal length L <sub>i</sub> (mm)	Code	Internal length L <sub>i</sub> (mm)	Code	Internal length L <sub>i</sub> (mm)	Code	Internal length L <sub>i</sub> (mm)	Code	Internal length L <sub>i</sub> (mm)	Code	Internal length L <sub>i</sub> (mm)	Code	Internal length L <sub>i</sub> (mm)
A 15	382	A 28	710	A 36 1/2	925	A 43 3/4	1111	A 53 1/4	1355	A 70	1775	A 86	2187	A 107	2725
A 18	457	A 28 1/2	724	A 37	942	A 44	1120	A 54	1372	A 71	1800	A 87	2212	A 108	2743
A 19	480	A 29	737	A 37 1/4	946	A 44 1/2	1132	A 55	1400	A 72	1825	A 88	2240	A 110	2800
A 20	508	A 29 1/2	750	A 37 1/2	950	A 45	1143	A 56	1422	A 73	1854	A 89	2267	A 112	2845
A 21	535	A 30	767	A 38	965	A 45 1/2	1150	A 57	1450	A 74	1880	A 90	2286	A 113	2870
A 22	560	A 30 1/2	775	A 38 1/2	975	A 46	1168	A 58	1475	A 75	1900	A 91	2311	A 114	2896
A 23	587	A 31	787	A 39	992	A 46 1/2	1180	A 59	1500	A 76	1930	A 92	2337	A 116	2946
A 23 1/2	600	A 31 1/2	800	A 39 1/2	1000	A 47	1200	A 60	1525	A 77	1956	A 93	2360	A 118	3000
A 24	610	A 32	813	A 40	1016	A 48	1220	A 61	1550	A 78	1980	A 94	2388	A 120	3048
A 24 1/2	620	A 32 1/2	825	A 40 1/2	1030	A 48 1/4	1225	A 62	1575	A 79	2000	A 95	2413	A 124	3150
A 24 3/4	630	A 33	838	A 41	1041	A 49	1250	A 63	1600	A 80	2032	A 96	2438	A 128	3250
A 25	637	A 33 1/4	847	A 41 1/2	1050	A 50	1270	A 64	1625	A 81	2060	A 97	2464	A 130	3302
A 25 1/2	647	A 33 1/2	850	A 41 3/4	1060	A 51	1300	A 65	1650	A 82	2083	A 98	2500	A 132	3350
A 26	660	A 34	867	A 42	1067	A 51 1/2	1307	A 66	1676	A 83	2100	A 100	2540	A 134	3404
A 26 1/2	670	A 34 1/2	875	A 42 1/2	1075	A 52	1320	A 67	1700	A 83 1/2	2120	A 102	2591	A 136	3454
A 27	686	A 35	900	A 43	1100	A 52 1/2	1337	A 68	1725	A 84	2134	A 104	2650	A 140	3550
A 27 1/2	700	A 36	914	A 43 1/2	1105	A 53	1346	A 69	1750	A 85	2160	A 105	2667	A 144	3658

TABLE 4 - P<sub>b</sub> (kW) referred to d (mm)

RPM	71	80	90	100	112	125	132	150	170	190	200	212
100	0,13	0,16	0,21	0,25	0,30	0,35	0,38	0,46	0,54	0,62	0,66	0,71
200	0,22	0,29	0,37	0,45	0,54	0,65	0,70	0,84	0,99	1,14	1,22	1,30
500	0,42	0,59	0,78	0,96	1,18	1,41	1,53	1,85	2,19	2,53	2,70	2,90
700	0,53	0,76	1,01	1,26	1,55	1,86	2,03	2,45	2,91	3,37	3,59	3,86
900	0,63	0,91	1,22	1,53	1,89	2,28	2,49	3,02	3,59	4,15	4,43	4,75
1000	0,67	0,98	1,32	1,66	2,06	2,49	2,71	3,29	3,91	4,52	4,82	5,18
1400	0,81	1,23	1,69	2,14	2,67	3,23	3,53	4,29	5,10	5,88	6,27	6,72
1500	0,84	1,28	1,77	2,25	2,81	3,41	3,72	4,52	5,37	6,19	6,59	7,06
1700	0,89	1,38	1,93	2,46	3,08	3,74	4,08	4,96	5,89	6,77	7,20	7,70
1800	0,91	1,43	2,00	2,55	3,21	3,89	4,26	5,16	6,13	7,04	7,48	7,99
2500	1,02	1,70	2,44	3,15	3,98	4,84	5,29	6,38	7,50	8,52	8,98	9,50
2900	1,04	1,81	2,63	3,42	4,32	5,25	5,73	6,88	8,02	9,00	9,42	9,87*
3000	1,05	1,83	2,67	3,47	4,40	5,34	5,83	6,98	8,12	9,07	9,48*	9,91*
3500	1,03	1,90	2,82	3,70	4,69	5,69	6,18	7,33	8,38	9,15*		
3600	1,02	1,91	2,85	3,74	4,74	5,74	6,23	7,37	8,38*			
4000	0,97	1,91	2,90	3,84	4,86	5,86	6,34	7,40*				
5000	0,70	1,75	2,82	3,78	4,77	5,62*	5,99*					
6000	0,24	1,33	2,38	3,24*								

P<sub>d</sub> (kW) referred to i

RPM	i	1,00÷1,01	1,02÷1,03	1,04÷1,06	1,07÷1,08	1,09÷1,12	1,13÷1,16	1,17÷1,22	1,23÷1,32	1,33÷1,50	over 1,51
100	0,00	0,00	0,00	0,01	0,01	0,01	0,01	0,01	0,01	0,02	0,02
200	0,00	0,00	0,01	0,01	0,02	0,02	0,02	0,02	0,03	0,03	0,04
500	0,00	0,01	0,02	0,03	0,04	0,05	0,06	0,07	0,08	0,08	0,09
700	0,00	0,01	0,03	0,04	0,06	0,07	0,08	0,10	0,11	0,13	0,13
900											



## B SECTION

Code	Internal length L <sub>i</sub> (mm)	Code	Internal length L <sub>i</sub> (mm)	Code	Internal length L <sub>i</sub> (mm)	Code	Internal length L <sub>i</sub> (mm)	Code	Internal length L <sub>i</sub> (mm)	Code	Internal length L <sub>i</sub> (mm)	Code	Internal length L <sub>i</sub> (mm)	Code	Internal length L <sub>i</sub> (mm)
B 22 1/2	570	B 35 3/4	907	B 46	1175	B 62	1575	B 80	2032	B 99	2515	B 131	3327	B 173	4394
B 23	587	B 36	917	B 46 1/2	1180	B 63	1600	B 81	2060	B 100	2540	B 132	3350	B 175	4450
B 24	612	B 36 1/2	925	B 46 3/4	1187	B 64	1625	B 82	2083	B 101	2565	B 133	3378	B 177	4500
B 25	637	B 36 3/4	937	B 47	1200	B 64 1/2	1642	B 83	2108	B 102	2600	B 134	3407	B 180	4572
B 26	650	B 37	942	B 47 1/4	1202	B 65	1650	B 83 1/2	2120	B 103	2616	B 135	3429	B 186	4727
B 27	686	B 37 1/2	950	B 47 1/2	1215	B 66	1676	B 84	2134	B 104	2650	B 136	3450	B 187	4750
B 28	710	B 38	965	B 48	1225	B 66 1/2	1692	B 85	2160	B 105	2667	B 140	3550	B 188	4777
B 28 1/2	725	B 38 1/2	975	B 49	1250	B 67	1700	B 86	2187	B 106	2700	B 144	3658	B 192	4877
B 29	737	B 39	990	B 50	1275	B 67 1/4	1712	B 86 1/2	2200	B 107	2718	B 147	3737	B 195	4953
B 29 1/2	750	B 39 1/2	1000	B 51	1300	B 68	1725	B 87	2215	B 108	2750	B 148	3750	B 197	5000
B 30	762	B 40	1016	B 52	1320	B 69	1750	B 88	2240	B 110	2800	B 151	3850	B 204	5182
B 31	787	B 40 1/2	1030	B 53	1350	B 69 1/2	1761	B 89	2261	B 112	2845	B 152	3861	B 208	5300
B 31 1/2	800	B 41	1040	B 53 1/2	1360	B 70	1775	B 90	2286	B 114	2900	B 154	3912	B 210	5334
B 32	812	B 41 1/2	1050	B 54	1372	B 71	1800	B 91	2312	B 115	2921	B 155	3950	B 217	5507
B 32 1/4	822	B 41 3/4	1060	B 55	1400	B 72	1829	B 92	2337	B 116	2950	B 157	3987	B 221	5577
B 32 1/2	825	B 42	1067	B 55 1/2	1412	B 73	1850	B 93	2360	B 118	3000	B 158	4000	B 223	5632
B 33	838	B 42 1/2	1075	B 56	1422	B 74	1880	B 94	2388	B 120	3048	B 161	4087	B 224	5657
B 33 1/2	850	B 43	1090	B 57	1450	B 75	1900	B 95	2413	B 124	3150	B 162	4115	B 225	5682
B 34	867	B 43 1/2	1100	B 58	1473	B 76	1930	B 96	2438	B 126	3200	B 163	4142	B 228	5757
B 34 1/2	875	B 44	1120	B 59	1500	B 77	1950	B 96 1/2	2450	B 127	3227	B 165	4200	B 229	5782
B 35	889	B 44 1/4	1127	B 60	1525	B 78	1981	B 97	2465	B 128	3250	B 167	4250	B 237	6000
B 35 1/2	900	B 45	1142	B 61	1550	B 79	2000	B 98	2500	B 130	3302	B 168	4267	B 240	6062

TABLE 4 - P<sub>b</sub> (kW) referred to d (mm)

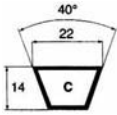
RPM	112	118	132	140	150	160	180	200	224	250	265	280
100	0,34	0,38	0,47	0,52	0,59	0,65	0,78	0,91	1,06	1,22	1,31	1,40
200	0,60	0,67	0,84	0,94	1,06	1,18	1,42	1,66	1,94	2,24	2,41	2,59
500	1,20	1,37	1,77	1,99	2,27	2,54	3,09	3,62	4,26	4,93	5,32	5,70
700	1,53	1,76	2,29	2,59	2,97	3,33	4,06	4,78	5,63	6,52	7,03	7,54
900	1,82	2,11	2,77	3,14	3,60	4,06	4,96	5,85	6,88	7,97	8,59	9,20
1000	1,95	2,27	2,99	3,40	3,90	4,40	5,38	6,34	7,47	8,65	9,31	9,96
1400	2,40	2,82	3,77	4,31	4,97	5,62	6,89	8,12	9,53	10,98	11,78	12,55
1500	2,49	2,93	3,94	4,51	5,21	5,89	7,22	8,51	9,97	11,47	12,29	13,07
1700	2,66	3,15	4,26	4,88	5,64	6,39	7,83	9,21	10,76	12,32	13,16	13,95
1800	2,73	3,24	4,40	5,05	5,84	6,62	8,11	9,52	11,11	12,68	13,52	14,29
2500	3,05	3,69	5,12	5,91	6,86	7,77	9,45	10,96	12,50	13,82*	14,40*	
2900	3,07	3,76	5,30	6,13	7,12	8,05	9,71	11,10*	12,37*			
3000	3,06	3,76	5,32	6,16	7,15	8,07	9,71	11,05*				
3500	2,87	3,61	5,22	6,06	7,02	7,89	9,29*					
3600	2,81	3,55	5,16	6,00	6,94	7,79	9,12*					
4000	2,47	3,22	4,80	5,58	6,44*	7,15*						
4500	1,85	2,57	4,01*	4,68*								
5000	0,97	1,63*	2,84*									

P<sub>d</sub> (kW) referred to i

RPM	1,00:1,01	1,02:1,03	1,04:1,06	1,07:1,08	1,09:1,12	1,13:1,16	1,17:1,22	1,23:1,32	1,33:1,50	over 1,51
100	0,00	0,00	0,01	0,01	0,02	0,02	0,03	0,03	0,04	0,04
200	0,00	0,01	0,02	0,03	0,04	0,04	0,05	0,06	0,07	0,08
500	0,00	0,02	0,04	0,07	0,09	0,11	0,13	0,16	0,18	0,20
700	0,00	0,03	0,06	0,09	0,12	0,15	0,19	0,22	0,25	0,28
900	0,00	0,04	0,08	0,12	0,16	0,20	0,24	0,28	0,32	0,36
1000	0,00	0,04	0,09	0,13	0,18	0,22	0,27	0,31	0,35	0,40
1400	0,00	0,06	0,12	0,19	0,25	0,31	0,37	0,43	0,49	0,56
1500	0,00	0,07	0,13	0,20	0,26	0,33	0,40	0,47	0,53	0,59
1700	0,00	0,07	0,15	0,23	0,30	0,37	0,45	0,53	0,60	0,67
1800	0,00	0,08	0,16	0,24	0,32	0,40	0,48	0,56	0,64	0,71
2500	0,00	0,11	0,22	0,33	0,44	0,55	0,66	0,78	0,88	0,99
2900	0,00	0,13	0,26	0,38	0,51	0,64	0,77	0,90	1,02	1,15
3000	0,00	0,13	0,26	0,40	0,53	0,66	0,80	0,93	1,06	1,19
3500	0,00	0,15	0,31	0,46	0,62	0,77	0,93	1,09	1,24	1,39
3600	0,00	0,16	0,32	0,48	0,63	0,79	0,96	1,12	1,27	1,43
4000	0,00	0,18	0,35	0,53	0,70	0,88	1,06	1,24	1,41	1,59
4500	0,00	0,20	0,40	0,60	0,79	0,99	1,20	1,40	1,59	1,78
5000	0,00	0,22	0,44	0,66	0,88	1,10	1,33	1,55	1,76	1,98



\* Belt speed is greater than 30 m/s then is necessary to use dynamically balanced pulleys. A reduction in belt life can be expected. Suggested a smaller section.



C SECTION

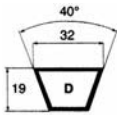
Code	Internal length L <sub>i</sub> (mm)	Code	Internal length L <sub>i</sub> (mm)	Code	Internal length L <sub>i</sub> (mm)	Code	Internal length L <sub>i</sub> (mm)	Code	Internal length L <sub>i</sub> (mm)	Code	Internal length L <sub>i</sub> (mm)	Code	Internal length L <sub>i</sub> (mm)	Code	Internal length L <sub>i</sub> (mm)
C 33 3/4	858	C 59	1500	C 81	2057	C 97	2462	C 112 1/2	2858	C 136	3456	C 165	4193	C 220	5550
C 37 1/2	950	C 60	1524	C 83	2108	C 98	2500	C 114	2888	C 138	3498	C 166	4216	C 222	5600
C 39 3/4	1013	C 61	1560	C 84	2134	C 99	2525	C 115	2921	C 140	3550	C 168	4267	C 225	5678
C 43	1090	C 62 1/4	1583	C 85	2159	C 100	2540	C 116	2950	C 142	3607	C 173	4394	C 228	5753
C 46	1168	C 63	1600	C 86	2184	C 101	2560	C 117	2965	C 144	3658	C 177	4500	C 236	6000
C 48	1220	C 65	1650	C 87	2208	C 102	2591	C 118	3000	C 147	3733	C 180	4572	C 238	6045
C 49	1250	C 67	1700	C 88	2235	C 104	2642	C 120	3048	C 148	3750	C 187	4750	C 240	6062
C 51	1295	C 68	1727	C 89	2261	C 105	2667	C 124	3150	C 150	3808	C 195	4953	C 248	6263
C 52	1320	C 70	1778	C 90	2286	C 106	2692	C 126	3200	C 153	3902	C 197	5000	C 250	6300
C 53	1350	C 71	1798	C 93	2360	C 108	2750	C 128	3250	C 158	4000	C 204	5182	C 255	6438
C 54	1372	C 75	1900	C 94	2388	C 110	2800	C 130	3302	C 160	4064	C 208	5300	C 265	6700
C 55	1400	C 78	1978	C 95	2413	C 111	2818	C 132	3350	C 161 1/2	4100	C 210	5334	C 270	6822
C 56	1425	C 80	2032	C 96	2438	C 112	2845	C 134	3404	C 162	4115	C 216	5486	C 276	6973

TABLE 4 - P<sub>b</sub> (kW) referred to d (mm)

RPM	180	190	200	212	236	265	300	335	375	400	425	450
100	0,97	1,07	1,17	1,29	1,53	1,81	2,15	2,48	2,86	3,10	3,33	3,56
150	1,36	1,50	1,65	1,82	2,17	2,58	3,07	3,55	4,10	4,44	4,78	5,11
200	1,72	1,91	2,10	2,33	2,77	3,30	3,94	4,57	5,28	5,72	6,15	6,59
400	3,02	3,37	3,72	4,14	4,97	5,96	7,13	8,29	9,59	10,39	11,18	11,96
600	4,13	4,64	5,14	5,74	6,92	8,31	9,97	11,58	13,38	14,48	15,56	16,62
700	4,64	5,22	5,79	6,47	7,81	9,40	11,27	13,08	15,10	16,32	17,51	18,68
750	4,88	5,49	6,10	6,82	8,24	9,92	11,89	13,80	15,91	17,18	18,43	19,64
900	5,56	6,27	6,98	7,81	9,45	11,38	13,63	15,79	18,14	19,55	20,90	22,20
1000	5,98	6,76	7,52	8,43	10,20	12,28	14,69	16,99	19,46	20,92	22,32	23,64
1400	7,37	8,37	9,34	10,49	12,71	15,23	18,06	20,61	23,17	24,56	25,79*	26,84*
1500	7,65	8,69	9,71	10,90	13,20	15,80	18,66	21,19	23,66	24,95*	26,04*	
1700	8,12	9,24	10,33	11,60	14,01	16,69	19,53	21,92	24,05*			
1800	8,31	9,46	10,58	11,88	14,33	17,01	19,80	22,06*				
2000	8,59	9,79	10,96	12,30	14,78	17,40	19,97*					
2500	8,69	9,94	11,11	12,42	14,66*	16,68*						
2900	8,09	9,27	10,34*	11,46*								
3000	7,84	8,99	10,00*	11,05*								
3200	7,21	8,26*	9,16*									

P<sub>d</sub> (kW) referred to i

RPM	1,00±1,01	1,02±1,03	1,04±1,06	1,07±1,08	1,09±1,12	1,13±1,16	1,17±1,22	1,23±1,32	1,33±1,50	over 1,51
100	0,00	0,01	0,02	0,03	0,04	0,05	0,06	0,07	0,08	0,08
200	0,00	0,02	0,04	0,06	0,08	0,10	0,11	0,13	0,15	0,17
300	0,00	0,03	0,06	0,09	0,11	0,14	0,17	0,20	0,23	0,25
400	0,00	0,04	0,08	0,11	0,15	0,19	0,23	0,26	0,30	0,34
600	0,00	0,06	0,11	0,17	0,23	0,29	0,34	0,40	0,45	0,51
700	0,00	0,07	0,13	0,20	0,27	0,33	0,40	0,46	0,53	0,59
800	0,00	0,08	0,15	0,23	0,30	0,38	0,45	0,53	0,60	0,68
900	0,00	0,09	0,17	0,26	0,34	0,43	0,51	0,60	0,68	0,76
1000	0,00	0,09	0,19	0,29	0,38	0,48	0,57	0,66	0,76	0,85
1400	0,00	0,13	0,27	0,40	0,53	0,67	0,79	0,93	1,06	1,19
1500	0,00	0,14	0,29	0,43	0,57	0,71	0,85	0,99	1,13	1,27
1700	0,00	0,16	0,32	0,49	0,65	0,81	0,96	1,13	1,28	1,44
1800	0,00	0,17	0,34	0,52	0,68	0,86	1,02	1,19	1,36	1,53
2000	0,00	0,19	0,38	0,57	0,76	0,95	1,13	1,32	1,51	1,70
2500	0,00	0,24	0,48	0,72	0,95	1,19	1,42	1,66	1,89	2,12
2900	0,00	0,27	0,55	0,83	1,10	1,38	1,64	1,92	2,19	2,46
3000	0,00	0,28	0,57	0,86	1,14	1,43	1,70	1,99	2,27	2,55
3200	0,00	0,30	0,61	0,92	1,22	1,52	1,81	2,12	2,42	2,72



D SECTION

Code	Internal length L <sub>i</sub> (mm)	Code	Internal length L <sub>i</sub> (mm)	Code	Internal length L <sub>i</sub> (mm)	Code	Internal length L <sub>i</sub> (mm)	Code	Internal length L <sub>i</sub> (mm)	Code	Internal length L <sub>i</sub> (mm)	Code	Internal length L <sub>i</sub> (mm)	Code	Internal length L <sub>i</sub> (mm)
D 98	2500	D 128	3251	D 158	4013	D 187	4750	D 210	5334	D 250	6294	D 298	7500	D 345	8709
D 104	2650	D 136	3454	D 162	4115	D 195	4953	D 223	5600	D 255	6424	D 300	7565	D 360	9090
D 110	2800	D 137	3475	D 170	4310	D 197	5000	D 225	5659	D 266	6700	D 314	7924	D 390	9849
D 118	3000	D 140	3550	D 173	4394	D 204	5182	D 236	5940	D 270	6804	D 316	7974	D 394	10000
D 120	3048	D 144	3658	D 177	4500	D 205	5209	D 240	6039	D 282	7100	D 326	8224	D 420	10624
D 124	3150	D 154	3914	D 180	4572	D 207	5259	D 248	6244	D 285	7184	D 330	8329	D 441	11200

TABLE 4 - P<sub>b</sub> (kW) referred to d (mm)

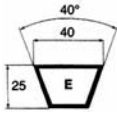
RPM	300	315	355	375	400	450	500	560	630	710	800	900
50	1,66	1,81	2,19	2,39	2,62	3,10	3,57	4,12	4,77	5,50	6,31	7,20
100	3,00	3,27	4,00	4,36	4,81	5,70	6,59	7,63	8,84	10,21	11,72	13,38
150	4,21	4,61	5,66	6,18	6,83	8,12	9,39	10,90	12,63	14,59	16,76	19,13
200	5,34	5,86	7,22	7,90	8,74	10,40	12,04	13,98	16,22	18,73	21,50	24,51
300	7,41	8,15	10,11	11,08	12,28	14,65	16,98	19,72	22,86	26,36	30,18	34,27
400	9,29	10,24	12,75	13,99	15,52	18,54	21,49	24,94	28,85	33,14	37,76	42,60
500	11,01	12,16	15,18	16,67	18,50	22,10	25,59	29,63	34,15	39,03	44,14	49,31
600	12,57	13,90	17,40	19,11	21,22	25,31	29,25	33,76	38,71	43,91	49,15	54,15
750	14,63	16,21	20,33	22,33	24,77	29,47	33,89	38,81	43,99	49,09	53,71*	
900	16,36	18,15	22,77	24,99	27,67	32,74	37,36	42,30	47,13	51,31*		
1000	17,31	19,22	24,10	26,42	29,21	34,38	38,97	43,66	47,88*			
1200	18,71	20,79	25,99	28,41	31,23	36,23	40,27*					
1400	19,40	21,54	26,77	29,09	31,71	35,94*						
1500	19,45	21,59	26,70	28,90	31,31*							
1700	18,91	20,95	25,54*	27,35*								
1800	18,31	20,25	24,43*									
1900	17,47	19,28*										
2000	16,38*	18,02*										

P<sub>d</sub> (kW) referred to i

RPM	1,00±1,01	1,02±1,03	1,04±1,06	1,07±1,08	1,09±1,12	1,13±1,16	1,17±1,22	1,23±1,32	1,33±1,50	over 1,51
50	0,00	0,01	0,03	0,04	0,06	0,07	0,09	0,10	0,11	0,13
100	0,00	0,03	0,06	0,09	0,11	0,14	0,17	0,20	0,23	0,26
150	0,00	0,04	0,09	0,13	0,17	0,21	0,26	0,30	0,34	0,39
200	0,00	0,06	0,11	0,17	0,23	0,28	0,34	0,40	0,46	0,51
300	0,00	0,09	0,17	0,26	0,34	0,43	0,52	0,60	0,69	0,77
400	0,00	0,11	0,23	0,34	0,46	0,57	0,69	0,80	0,91	1,03
500	0,00	0,14	0,29	0,43	0,57	0,71	0,86	1,00	1,14	1,28
600	0,00	0,17	0,34	0,52	0,68	0,85	1,03	1,20	1,37	1,54
750	0,00	0,21	0,43	0,64	0,86	1,07	1,29	1,51	1,71	1,93
900	0,00	0,26	0,51	0,77	1,03	1,28	1,55	1,81	2,06	2,31
1000	0,00	0,28	0,57	0,86	1,14	1,42	1,72	2,01	2,29	2,57
1200	0,00	0,34	0,69	1,03	1,37	1,71	2,07	2,41	2,74	3,08
1400	0,00	0,40	0,80	1,20	1,60	1,99	2,41	2,81	3,20	3,60
1500	0,00	0,43	0,86	1,29	1,71	2,14	2,58	3,01	3,43	3,85
1700	0,00	0,48	0,97	1,46	1,94	2,42	2,93	3,41	3,89	4,37
1800	0,00	0,51	1,03	1,55	2,05	2,56	3,10	3,61	4,11	4,62
1900	0,00	0,54	1,09	1,63	2,17	2,71	3,27	3,82	4,34	4,88
2000	0,00	0,57	1,14	1,72	2,28	2,85	3,44	4,02	4,57	5,14

\* Belt speed is greater than 30 m/s then is necessary to use dynamically balanced pulleys. A reduction in belt life can be expected. Suggested a smaller section.

# OLEOSTATIC®



## E SECTION

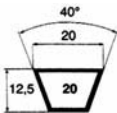
Code	Internal length L <sub>i</sub> (mm)	Code	Internal length L <sub>i</sub> (mm)	Code	Internal length L <sub>i</sub> (mm)	Code	Internal length L <sub>i</sub> (mm)	Code	Internal length L <sub>i</sub> (mm)	Code	Internal length L <sub>i</sub> (mm)	Code	Internal length L <sub>i</sub> (mm)	Code	Internal length L <sub>i</sub> (mm)
E 180	4575	E 226	5660	E 280	7100	E 300	7540	E 345	8685	E 394	9930	E 480	12115	E 600	15160
E 197	5000	E 240	6015	E 285	7160	E 316	7950	E 354	9000	E 420	10600	E 492	12500		
E 220	5600	E 248	6220	E 295	7500	E 330	8305	E 360	9065	E 441	11200	E 540	13635		

TABLE 4 - P<sub>b</sub> (kW) referred to d (mm)

RPM	450	500	560	630	710	800	900	1000	1120	1250
50	3,29	3,88	4,58	5,39	6,31	7,32	8,44	9,55	10,87	12,28
100	5,97	7,08	8,39	9,91	11,63	13,53	15,62	17,68	20,12	22,72
150	8,41	10,00	11,89	14,07	16,53	19,25	22,22	25,14	28,58	32,23
200	10,67	12,73	15,17	17,97	21,12	24,59	28,36	32,05	36,36	40,88
250	12,80	15,30	18,25	21,64	25,42	29,58	34,06	38,41	43,43	48,63
300	14,80	17,72	21,16	25,08	29,45	34,21	39,31	44,19	49,75	55,40
400	18,47	22,15	26,46	31,33	36,66	42,37	48,33	53,85	59,85	65,54
500	21,69	26,04	31,06	36,65	42,66	48,90	55,14	60,59	65,99	70,32*
600	24,46	29,35	34,91	40,97	47,29	53,56	59,39	63,91*		
700	26,76	32,04	37,94	44,18	50,39	56,10	60,69*			
750	27,71	33,14	39,12	45,33	51,31	56,49*				
900	29,77	35,35	41,20	46,75	51,25*					
1000	30,40	35,85	41,26	45,85*						
1100	30,40	35,50	40,14*							
1200	29,71	34,23*								
1300	28,28*	31,96*								
1400	26,07*									
1450	24,65*									

P<sub>d</sub> (kW) referred to i

RPM	i	1,00±1,01	1,02±1,03	1,04±1,06	1,07±1,08	1,09±1,12	1,13±1,16	1,17±1,22	1,23±1,32	1,33±1,50	over 1,51
50		0,00	0,02	0,05	0,07	0,09	0,12	0,14	0,17	0,19	0,21
100		0,00	0,05	0,09	0,14	0,19	0,24	0,29	0,33	0,38	0,43
150		0,00	0,07	0,14	0,21	0,28	0,35	0,43	0,50	0,57	0,64
200		0,00	0,09	0,19	0,28	0,38	0,47	0,57	0,67	0,76	0,85
250		0,00	0,12	0,24	0,36	0,47	0,59	0,71	0,83	0,95	1,06
300		0,00	0,14	0,28	0,43	0,57	0,71	0,86	1,00	1,14	1,28
400		0,00	0,19	0,38	0,57	0,76	0,94	1,14	1,33	1,51	1,70
500		0,00	0,24	0,47	0,71	0,94	1,18	1,43	1,66	1,89	2,13
600		0,00	0,28	0,57	0,85	1,13	1,42	1,71	2,00	2,27	2,55
700		0,00	0,33	0,66	1,00	1,32	1,65	2,00	2,33	2,65	2,98
750		0,00	0,35	0,71	1,07	1,42	1,77	2,14	2,50	2,84	3,19
900		0,00	0,42	0,85	1,28	1,70	2,12	2,57	2,99	3,41	3,83
1000		0,00	0,47	0,95	1,42	1,89	2,36	2,85	3,33	3,79	4,25
1100		0,00	0,52	1,04	1,56	2,08	2,60	3,14	3,66	4,17	4,68
1200		0,00	0,56	1,14	1,71	2,27	2,83	3,42	3,99	4,54	5,11
1300		0,00	0,61	1,23	1,85	2,46	3,07	3,71	4,32	4,92	5,53
1400		0,00	0,66	1,32	1,99	2,64	3,30	3,99	4,66	5,30	5,96
1450		0,00	0,68	1,37	2,06	2,74	3,42	4,14	4,82	5,49	6,17



## 20 SECTION

Code	Internal length L <sub>i</sub> (mm)	Code	Internal length L <sub>i</sub> (mm)	Code	Internal length L <sub>i</sub> (mm)	Code	Internal length L <sub>i</sub> (mm)	Code	Internal length L <sub>i</sub> (mm)	Code	Internal length L <sub>i</sub> (mm)	Code	Internal length L <sub>i</sub> (mm)	Code	Internal length L <sub>i</sub> (mm)
20	1800	20	1950	20	2200	20	2600	20	3150	20	3550	20	4250	20	5300
20	1875	20	2000	20	2240	20	2650	20	3250	20	3650	20	4500	20	5600
20	1900	20	2050	20	2360	20	2800	20	3350	20	3750	20	4750	20	6000
20	1925	20	2120	20	2500	20	3000	20	3450	20	4000	20	5000		

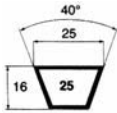
TABLE 4 - P<sub>b</sub> (kW) referred to d (mm)

RPM	140	160	180	200	224	236	250	280	315	355
50	0,34	0,41	0,49	0,56	0,64	0,68	0,73	0,84	0,96	1,09
100	0,6	0,73	0,88	1,01	1,16	1,24	1,34	1,52	1,74	1,99
200	1,05	1,31	1,55	1,79	2,08	2,22	2,39	2,73	3,13	3,58
400	1,79	2,24	2,69	3,13	3,64	3,9	4,19	4,81	5,52	6,3
600	2,4	3,04	3,66	4,27	4,99	5,34	5,74	6,6	7,56	8,61
700	2,67	3,4	4,1	4,79	5,6	5,99	6,45	7,4	8,47	9,63
800	2,92	3,72	4,51	5,27	6,16	6,6	7,1	8,14	9,29	10,55
900	3,15	4,04	4,9	5,73	6,7	7,17	7,71	8,82	10,06	11,38
1000	3,38	4,34	5,25	6,15	7,19	7,7	8,27	9,46	10,75	12,11
1200	3,76	4,86	5,91	6,92	8,08	8,63	9,26	10,54	11,89	13,27
1400	4,09	5,3	6,47	7,56	8,81	9,39	10,06	11,37	12,71	13,97
1600	4,36	5,68	6,93	8,09	9,38	10	10,66	11,94	13,17	14,2
1800	4,57	6,04	7,28	8,5	9,8	10,4	11,05	12,23	13,24	13,89
2000	4,73	6,2	7,55	8,77	10,05	10,62	11,2	12,21	12,89	12,99
2300	4,86	6,39	7,74	8,93	10,08	10,54	10,99	11,55		
2600	4,85	6,39	7,69	8,74	9,65	9,95				
2900	4,68	6,18	7,36	8,2	8,74					
3000	4,6	6,07	7,19	7,95	8,31					

P<sub>d</sub> (kW) referred to i

RPM	i	1,00±1,01	1,02±1,03	1,04±1,06	1,07±1,08	1,09±1,12	1,13±1,16	1,17±1,22	1,23±1,32	1,33±1,50	over 1,51
50		0,00	0,00	0,01	0,01	0,02	0,02	0,03	0,03	0,04	0,04
100		0,00	0,01	0,02	0,03	0,04	0,05	0,05	0,06	0,07	0,07
200		0,00	0,02	0,04	0,05	0,07	0,09	0,1	0,12	0,14	0,15
400		0,00	0,04	0,07	0,1	0,14	0,17	0,21	0,23	0,27	0,31
600		0,00	0,05	0,1	0,15	0,21	0,26	0,31	0,36	0,41	0,46
700		0,00	0,06	0,12	0,18	0,24	0,3	0,36	0,41	0,48	0,53
800		0,00	0,07	0,14	0,21	0,27	0,34	0,41	0,48	0,54	0,61
900		0,00	0,08	0,15	0,23	0,31	0,39	0,46	0,54	0,61	0,68
1000		0,00	0,08	0,17	0,26	0,34	0,43	0,51	0,59	0,68	0,77
1200		0,00	0,1	0,21	0,31	0,41	0,52	0,61	0,72	0,82	0,92
1400		0,00	0,12	0,24	0,36	0,48	0,6	0,71	0,84	0,95	1,07
1600		0,00	0,14	0,27	0,41	0,55	0,68	0,81	0,95	1,08	1,22
1800		0,00	0,15	0,31	0,47	0,61	0,77	0,92	1,07	1,22	1,38
2000		0,00	0,17	0,34	0,51	0,68	0,86	1,02	1,19	1,36	1,53
2300		0,00	0,2	0,39	0,59	0,79	0,98	1,17	1,37	1,56	1,76
2600		0,00	0,22	0,44	0,67	0,89	1,11	1,32	1,55	1,77	1,99
2900		0,00	0,24	0,5	0,75	0,99	1,24	1,48	1,73	1,97	2,21
3000		0,00	0,25	0,51	0,77	1,03	1,29	1,53	1,79	2,04	2,3

\* Belt speed is greater than 30 m/s then is necessary to use dynamically balanced pulleys. A reduction in belt life can be expected. Suggested a smaller section.



25 SECTION

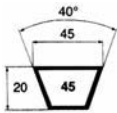
Code	Internal length L <sub>i</sub> (mm)	Code	Internal length L <sub>i</sub> (mm)	Code	Internal length L <sub>i</sub> (mm)	Code	Internal length L <sub>i</sub> (mm)	Code	Internal length L <sub>i</sub> (mm)	Code	Internal length L <sub>i</sub> (mm)	Code	Internal length L <sub>i</sub> (mm)	Code	Internal length L <sub>i</sub> (mm)
25	1800	25	2120	25	2450	25	2950	25	3550	25	4450	25	5600	25	9000
25	1900	25	2200	25	2500	25	3000	25	3750	25	4500	25	5700	25	9500
25	1950	25	2240	25	2650	25	3150	25	3950	25	4750	25	6000	25	10000
25	2000	25	2325	25	2700	25	3300	25	4000	25	5000	25	6300	25	8000
25	2050	25	2360	25	2800	25	3350	25	4250	25	5300	25	6500	25	8500

TABLE 4 - P<sub>b</sub> (kW) referred to d (mm)

RPM	224	236	250	280	315	335	400	450	500	560
50	0,71	0,8	0,88	1,06	1,28	1,52	1,8	2,09	2,39	2,74
100	1,29	1,43	1,59	1,94	2,35	2,81	3,32	3,88	4,44	5,09
200	2,25	2,53	2,79	3,5	4,25	5,12	6,07	7,12	8,15	9,37
400	3,88	4,38	4,96	6,17	7,58	9,15	10,89	12,78	14,62	16,77
600	5,21	5,92	6,73	8,46	10,41	12,6	14,98	17,52	19,96	22,74
800	6,22	7,2	0,34	10,38	12,81	15,48	18,33	21,3	24,04	27,02
900	6,78	7,75	8,87	11,22	13,84	16,69	19,7	22,77	25,54	28,43
1000	7,19	8,24	9,45	11,95	14,75	17,74	20,84	23,94	26,63	29,29
1200	7,84	9,13	10,37	12,13	16,17	19,31	22,41	25,29	27,5	29,18
1400	8,25	9,54	10,99	13,92	17,02	20,09	22,91	25,13		
1500	8,36	9,68	11,17	14,15	17,22	20,18	22,71	24,44		
1600	8,4	9,75	11,26	14,24	17,25	20,01				
1700	8,37	9,74	11,26	14,22	17,11	19,61				
1800	8,27	9,65	11,16	14,06	16,78					
2000	7,85	9,21	10,67	13,32	15,56					
2200	7,11	8,39	9,73	12						
2400	6,02	7,18	8,33							
2500	5,33	6,42	7,45							

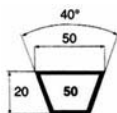
P<sub>d</sub> (kW) referred to i

RPM	i	1,00÷1,01	1,02÷1,03	1,04÷1,06	1,07÷1,08	1,09÷1,12	1,13÷1,16	1,17÷1,22	1,23÷1,32	1,33÷1,50	over 1,51
50	0,00	0,01	0,01	0,02	0,02	0,03	0,03	0,04	0,04	0,04	0,04
100	0,00	0,01	0,02	0,03	0,04	0,06	0,07	0,08	0,09	0,09	0,09
200	0,00	0,02	0,04	0,07	0,09	0,11	0,12	0,14	0,17	0,19	0,19
400	0,00	0,04	0,09	0,12	0,17	0,21	0,25	0,29	0,33	0,37	0,37
600	0,00	0,07	0,12	0,19	0,25	0,32	0,37	0,44	0,5	0,56	0,56
800	0,00	0,08	0,14	0,22	0,3	0,36	0,44	0,51	0,58	0,65	0,65
900	0,00	0,09	0,17	0,25	0,33	0,42	0,5	0,58	0,66	0,75	0,75
1000	0,00	0,1	0,19	0,29	0,37	0,47	0,56	0,66	0,75	0,84	0,84
1200	0,00	0,1	0,21	0,32	0,42	0,53	0,63	0,73	0,84	0,94	0,94
1400	0,00	0,14	0,3	0,44	0,58	0,74	0,87	1,02	1,17	1,31	1,31
1500	0,00	0,15	0,32	0,47	0,63	0,78	0,94	1,09	1,24	1,4	1,4
1600	0,00	0,17	0,33	0,51	0,67	0,84	0,99	1,17	1,32	1,49	1,49
1700	0,00	0,18	0,35	0,54	0,72	0,89	1,06	1,24	1,41	1,58	1,58
1800	0,00	0,19	0,37	0,57	0,75	0,95	1,12	1,31	1,5	1,68	1,68
2000	0,00	0,21	0,42	0,63	0,84	1,05	1,24	1,45	1,66	1,87	1,87
2200	0,00	0,23	0,46	0,69	0,92	1,15	1,37	1,6	1,83	2,05	2,05
2400	0,00	0,25	0,51	0,76	1,00	1,26	1,5	1,75	2,00	2,24	2,24
2500	0,00	0,26	0,53	0,79	1,05	1,31	1,56	1,83	2,08	2,33	2,33



45 SECTION

Code	Internal length L <sub>i</sub> (mm)	Code	Internal length L <sub>i</sub> (mm)	Code	Internal length L <sub>i</sub> (mm)	Code	Internal length L <sub>i</sub> (mm)	Code	Internal length L <sub>i</sub> (mm)	Code	Internal length L <sub>i</sub> (mm)	Code	Internal length L <sub>i</sub> (mm)	Code	Internal length L <sub>i</sub> (mm)
45	2000	45	2500	45	2750	45	3000	45	3250	45	3500	45	4000		
45	2300	45	2650	45	2850	45	3150	45	3300	45	3750				



50 SECTION

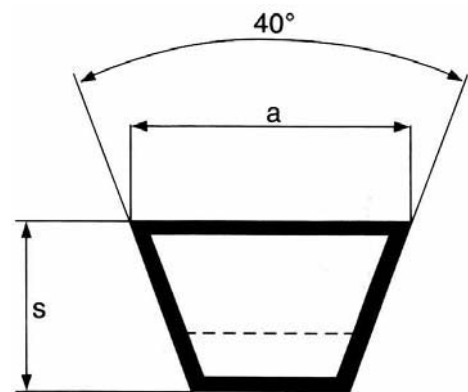
Code	Internal length L <sub>i</sub> (mm)	Code	Internal length L <sub>i</sub> (mm)	Code	Internal length L <sub>i</sub> (mm)	Code	Internal length L <sub>i</sub> (mm)	Code	Internal length L <sub>i</sub> (mm)	Code	Internal length L <sub>i</sub> (mm)	Code	Internal length L <sub>i</sub> (mm)	Code	Internal length L <sub>i</sub> (mm)
50	2000	50	2150	50	2500	50	2750	50	2870	50	3150	50	4000	50	3670
50	2050	50	2300	50	2650	50	2850	50	3000	50	3250	50	3500	50	3750
														50	3950
														50	4000






# GOLD LABEL COG BELT®

section	AX	BX	CX	DX
a (mm)	13	17	22	32
s (mm)	8	11	14	19
pitch length - internal length $\Delta_i$ (mm)	33	43	62	76
external length - pitch length $\Delta_e$ (mm)	17	26	26	43
weight (gr/m)	114	162	297	584
min. pulley diam. (mm)	63	90	140	210
working temperature	-30°C ÷ +90°C			
relevant standards	RMA/MPTA IP20 - DIN 2215			
materials	CR blend - polyester cord			

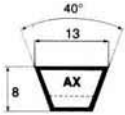


## NEW AND IMPROVED POWER WEDGE COG BELT

Higher power ratings and greater design flexibility: the new Gold Label Cog Belt can reduce space, weight and drive costs, transmitting a higher torque with less slippage and reducing energy costs. The Power Wedge Cog Belt is heat and oil resistant.

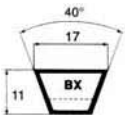


- Higher power ratings
- Longer life
- Improved dimensional control/matching
- High efficiency molded cogs
- Improved belt flexibility, reduced bending stress
- Improved wedging, less slip
- Smooth running
- More tolerant of low tension
- More energy savings
- Controlled response to shock loads



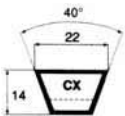
**AX SECTION**

Code	External length L <sub>e</sub> (mm)	Code	External length L <sub>e</sub> (mm)	Code	External length L <sub>e</sub> (mm)	Code	External length L <sub>e</sub> (mm)	Code	External length L <sub>e</sub> (mm)	Code	External length L <sub>e</sub> (mm)	Code	External length L <sub>e</sub> (mm)	Code	External length L <sub>e</sub> (mm)	Code	External length L <sub>e</sub> (mm)
AX 21	585	AX 31	850	AX 41	1095	AX 51	1350	AX 61	1600	AX 71	1865	AX 81	2120	AX 91	2360	AX 105	2730
AX 22	610	AX 32	865	AX 42	1120	AX 52	1375	AX 62	1630	AX 72	1890	AX 82	2140	AX 92	2390	AX 110	2850
AX 23	635	AX 33	900	AX 43	1150	AX 53	1400	AX 63	1655	AX 73	1905	AX 83	2160	AX 93	2420	AX 112	2910
AX 24	665	AX 34	915	AX 44	1170	AX 54	1425	AX 64	1680	AX 74	1935	AX 84	2190	AX 94	2440	AX 120	3110
AX 25	690	AX 35	950	AX 45	1195	AX 55	1450	AX 65	1710	AX 75	1965	AX 85	2220	AX 95	2470	AX 128	3310
AX 26	710	AX 36	965	AX 46	1230	AX 56	1475	AX 66	1730	AX 76	1985	AX 86	2240	AX 96	2500	AX 136	3510
AX 27	750	AX 37	1000	AX 47	1245	AX 57	1500	AX 67	1760	AX 77	2010	AX 87	2260	AX 97	2520	AX 144	3710
AX 28	765	AX 38	1020	AX 48	1270	AX 58	1525	AX 68	1790	AX 78	2030	AX 88	2290	AX 98	2540	AX 158	4070
AX 29	800	AX 39	1045	AX 49	1300	AX 59	1550	AX 69	1810	AX 79	2060	AX 89	2310	AX 100	2600	AX 173	4450
AX 30	815	AX 40	1075	AX 50	1325	AX 60	1585	AX 70	1830	AX 80	2080	AX 90	2350	AX 103	2670	AX 180	4620



**BX SECTION**

Code	External length L <sub>e</sub> (mm)	Code	External length L <sub>e</sub> (mm)	Code	External length L <sub>e</sub> (mm)	Code	External length L <sub>e</sub> (mm)	Code	External length L <sub>e</sub> (mm)	Code	External length L <sub>e</sub> (mm)	Code	External length L <sub>e</sub> (mm)	Code	External length L <sub>e</sub> (mm)	Code	External length L <sub>e</sub> (mm)
BX 28	785	BX 44	1190	BX 55	1470	BX 66	1750	BX 77	2030	BX 88	2310	BX 99	2590	BX 123	3200	BX 158	4090
BX 30	835	BX 45	1215	BX 56	1500	BX 67	1775	BX 78	2050	BX 89	2330	BX 100	2620	BX 124	3220	BX 162	4200
BX 32	885	BX 46	1250	BX 57	1520	BX 68	1800	BX 79	2080	BX 90	2360	BX 103	2690	BX 126	3270	BX 173	4480
BX 34	935	BX 47	1265	BX 58	1545	BX 69	1825	BX 80	2110	BX 91	2390	BX 105	2740	BX 128	3330	BX 180	4650
BX 35	960	BX 48	1295	BX 59	1570	BX 70	1850	BX 81	2130	BX 92	2410	BX 106	2770	BX 133	3450	BX 191	4930
BX 36	990	BX 49	1320	BX 60	1600	BX 71	1875	BX 82	2160	BX 93	2440	BX 108	2820	BX 136	3530	BX 195	5040
BX 38	1040	BX 50	1345	BX 61	1625	BX 72	1900	BX 83	2180	BX 94	2460	BX 112	2920	BX 140	3630		
BX 40	1090	BX 51	1370	BX 62	1650	BX 73	1930	BX 84	2210	BX 95	2500	BX 113	2940	BX 144	3740		
BX 41	1120	BX 52	1400	BX 63	1675	BX 74	1955	BX 85	2240	BX 96	2510	BX 115	2990	BX 148	3830		
BX 42	1140	BX 53	1420	BX 64	1700	BX 75	1980	BX 86	2260	BX 97	2540	BX 116	3020	BX 150	3880		
BX 43	1165	BX 54	1445	BX 65	1725	BX 76	2000	BX 87	2280	BX 98	2560	BX 120	3130	BX 154	3990		



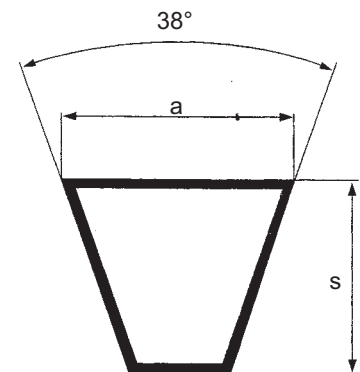
**CX SECTION**

Code	External length L <sub>e</sub> (mm)	Code	External length L <sub>e</sub> (mm)	Code	External length L <sub>e</sub> (mm)	Code	External length L <sub>e</sub> (mm)	Code	External length L <sub>e</sub> (mm)	Code	External length L <sub>e</sub> (mm)	Code	External length L <sub>e</sub> (mm)	Code	External length L <sub>e</sub> (mm)	Code	External length L <sub>e</sub> (mm)
CX 51	1400	CX 72	1935	CX 85	2270	CX 101	2670	CX 112	2950	CX 136	3550	CX 158	4120				
CX 55	1500	CX 75	2000	CX 90	2390	CX 105	2770	CX 115	3030	CX 144	3760	CX 162	4220				
CX 60	1630	CX 78	2090	CX 96	2540	CX 109	2870	CX 120	3150	CX 148	3860	CX 173	4500				
CX 68	1830	CX 81	2160	CX 100	2650	CX 111	2920	CX 128	3350	CX 150	3920	CX 180	4680				



## BELT CHARACTERISTICS

section	SPZ	SPA	SPB	SPC	19
a (mm)	9,7	12,7	16,3	22	18,6
s (mm)	8	10	13	18	15
pitch length - internal length $\Delta_i$ (mm)	39	47	61	86	72
external length - pitch length $\Delta_e$ (mm)	13	18	22	30	22
weight (gr/m)	70	120	195	365	270
min. pulley diam. (mm)	63	90	140	224	180
working temperature	-30°C ÷ +80°C				
relevant standards	DIN 7753 - ISO 4184				
relevant antistatic standard	ISO 1813				
materials	CR blend - polyester cord - cotton/polyester fabric				



**TABLE 3 - CORRECTION FACTOR  $C_L$  according to type and length of the belt**

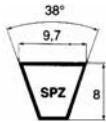
	512	630	710	732	800	900	1000	1120	1250	1400	1600	1800	2000	2240	2500	2800	3150	3550	4000	4500	5000	5600	6300	7100	8000	9000	10000	11200	12500	
SPZ	0,81	0,82	0,84	0,85	0,86	0,88	0,90	0,93	0,94	0,96	1,00	1,01	1,02	1,05	1,07	1,09	1,11	1,13												
SPA				0,80	0,81	0,83	0,85	0,87	0,89	0,91	0,93	0,95	0,96	0,98	1,00	1,02	1,04	1,06	1,08	1,09										
SPB									0,82	0,84	0,86	0,88	0,90	0,92	0,94	0,96	0,98	1,00	1,02	1,04	1,06	1,08	1,10	1,12	1,14					
SPC													0,81	0,83	0,86	0,88	0,90	0,92	0,94	0,96	0,98	1,00	1,02	1,04	1,06	1,08	1,10	1,12	1,14	

**TABLE 5 - INSTALLATION AND TAKE UP ALLOWANCE**

L (mm)	Y (mm)					X (mm)
	SPZ	SPA	SPB	SPC	19	
512 ÷ 670	15	15				10
670 ÷ 1000	15	20				14
1000 ÷ 1250	20	20				18
1250 ÷ 1800	20	25	30			23
1800 ÷ 2240	25	25	30	40	32	28
2240 ÷ 3000	25	30	35	45	36	36
3000 ÷ 3500	30	30	40	45	36	44






**SPZ SECTION**

Code	External length L <sub>e</sub> (mm)	Code	External length L <sub>e</sub> (mm)	Code	External length L <sub>e</sub> (mm)	Code	External length L <sub>e</sub> (mm)	Code	External length L <sub>e</sub> (mm)	Code	External length L <sub>e</sub> (mm)	Code	External length L <sub>e</sub> (mm)	Code	External length L <sub>e</sub> (mm)
SPZ 587	600	SPZ 800	813	SPZ 962	975	SPZ 1137	1150	SPZ 1287	1300	SPZ 1487	1500	SPZ 1737	1750	SPZ 2000	2013
SPZ 612	625	SPZ 812	825	SPZ 975	988	SPZ 1140	1153	SPZ 1312	1325	SPZ 1500	1513	SPZ 1750	1763	SPZ 2019	2032
SPZ 630	643	SPZ 825	838	SPZ 987	1000	SPZ 1147	1160	SPZ 1320	1333	SPZ 1512	1525	SPZ 1762	1775	SPZ 2030	2043
SPZ 637	650	SPZ 837	850	SPZ 1000	1013	SPZ 1150	1163	SPZ 1337	1350	SPZ 1520	1533	SPZ 1787	1800	SPZ 2037	2050
SPZ 662	675	SPZ 850	863	SPZ 1010	1023	SPZ 1162	1175	SPZ 1340	1353	SPZ 1537	1550	SPZ 1800	1813	SPZ 2062	2075
SPZ 670	683	SPZ 862	875	SPZ 1012	1025	SPZ 1180	1193	SPZ 1347	1360	SPZ 1562	1575	SPZ 1812	1825	SPZ 2087	2100
SPZ 687	700	SPZ 875	888	SPZ 1024	1037	SPZ 1187	1200	SPZ 1362	1375	SPZ 1587	1600	SPZ 1837	1850	SPZ 2120	2133
SPZ 710	723	SPZ 887	900	SPZ 1037	1050	SPZ 1200	1213	SPZ 1387	1400	SPZ 1600	1613	SPZ 1850	1863	SPZ 2137	2150
SPZ 722	735	SPZ 900	913	SPZ 1047	1060	SPZ 1202	1215	SPZ 1400	1413	SPZ 1612	1625	SPZ 1862	1875	SPZ 2160	2173
SPZ 737	750	SPZ 912	925	SPZ 1060	1073	SPZ 1212	1225	SPZ 1412	1425	SPZ 1637	1650	SPZ 1887	1900	SPZ 2187	2200
SPZ 750	763	SPZ 922	935	SPZ 1077	1090	SPZ 1237	1250	SPZ 1420	1433	SPZ 1650	1663	SPZ 1900	1913	SPZ 2240	2253
SPZ 762	775	SPZ 925	938	SPZ 1087	1100	SPZ 1250	1263	SPZ 1437	1450	SPZ 1662	1675	SPZ 1937	1950	SPZ 2262	2275
SPZ 772	785	SPZ 937	950	SPZ 1112	1125	SPZ 1262	1275	SPZ 1462	1475	SPZ 1687	1700	SPZ 1962	1975	SPZ 2287	2300
SPZ 787	800	SPZ 950	963	SPZ 1120	1133	SPZ 1270	1283	SPZ 1470	1483	SPZ 1700	1713	SPZ 1987	2000	SPZ 2360	2373

**TABLE 4 - P<sub>b</sub> (kW) referred to d (mm)**
**P<sub>d</sub> (kW) referred to i**

RPM	63	71	80	90	100	112	125	140	150	160	170	180
100	0,10	0,13	0,16	0,20	0,24	0,28	0,33	0,38	0,41	0,45	0,48	0,52
200	0,18	0,24	0,30	0,37	0,44	0,52	0,61	0,71	0,78	0,85	0,91	0,98
500	0,39	0,52	0,67	0,83	0,99	1,19	1,39	1,63	1,79	1,94	2,10	2,25
700	0,51	0,69	0,89	1,11	1,34	1,60	1,88	2,20	2,42	2,63	2,84	3,05
900	0,62	0,85	1,10	1,38	1,66	1,99	2,35	2,75	3,02	3,28	3,55	3,81
1000	0,67	0,92	1,20	1,51	1,82	2,18	2,57	3,02	3,31	3,60	3,89	4,17
1400	0,87	1,21	1,59	2,01	2,42	2,92	3,44	4,03	4,43	4,81	5,19	5,57
1500	0,91	1,28	1,68	2,13	2,57	3,09	3,65	4,28	4,69	5,10	5,50	5,90
1700	1,00	1,41	1,86	2,36	2,85	3,43	4,05	4,75	5,21	5,66	6,10	6,54
1800	1,04	1,47	1,95	2,47	2,99	3,60	4,25	4,98	5,46	5,93	6,39	6,84
2500	1,31	1,88	2,52	3,21	3,89	4,68	5,52	6,45	7,05	7,63	8,19	8,74
2900	1,44	2,09	2,81	3,59	4,35	5,23	6,16	7,17	7,82	8,44	9,04	9,60
3000	1,47	2,14	2,88	3,68	4,46	5,36	6,31	7,34	8,00	8,63	9,22	9,79
3400	1,58	2,32	3,14	4,02	4,87	5,85	6,86	7,95	8,63	9,27	9,87	10,43*
3600	1,63	2,41	3,26	4,18	5,06	6,07	7,11	8,22	8,90	9,54	10,13*	10,68*
4000	1,72	2,57	3,49	4,47	5,41	6,47	7,55	8,67	9,35*	9,97*		
5000	1,88	2,87	3,93	5,04	6,07	7,19	8,26*					
6000	1,94	3,03	4,18	5,35	6,39*							

RPM	i	1,00÷1,01	1,02÷1,05	1,06÷1,11	1,12÷1,18	1,19÷1,26	1,27÷1,38	1,39÷1,57	1,58÷1,94	1,95÷3,38	over 3,39
100	0,00	0,00	0,00	0,01	0,01	0,01	0,01	0,01	0,01	0,02	0,02
200	0,00	0,00	0,01	0,01	0,02	0,02	0,03	0,03	0,03	0,03	0,03
500	0,00	0,01	0,02	0,03	0,05	0,06	0,06	0,06	0,07	0,08	0,08
700	0,00	0,01	0,03	0,05	0,06	0,08	0,09	0,10	0,11	0,11	0,12
900	0,00	0,01	0,03	0,06	0,08	0,10	0,12	0,13	0,14	0,14	0,15
1000	0,00	0,01	0,04	0,07	0,09	0,11	0,13	0,15	0,16	0,16	0,17
1400	0,00	0,02	0,05	0,09	0,13	0,15	0,18	0,20	0,22	0,22	0,23
1500	0,00	0,02	0,06	0,10	0,14	0,17	0,19	0,22	0,24	0,24	0,25
1700	0,00	0,02	0,07	0,11	0,15	0,19	0,22	0,25	0,27	0,27	0,29
1800	0,00	0,03	0,07	0,12	0,16	0,20	0,23	0,26	0,29	0,29	0,30
2500	0,00	0,04	0,10	0,17	0,23	0,28	0,32	0,36	0,40	0,42	0,42
2900	0,00	0,04	0,11	0,19	0,26	0,32	0,37	0,42	0,46	0,49	0,49
3000	0,00	0,04	0,12	0,20	0,27	0,33	0,39	0,44	0,48	0,50	0,50
3400	0,00	0,05	0,13	0,23	0,31	0,38	0,44	0,49	0,54	0,57	0,57
3600	0,00	0,05	0,14	0,24	0,33	0,40	0,47	0,52	0,57	0,60	0,60
4000	0,00	0,06	0,15	0,27	0,36	0,44	0,52	0,58	0,63	0,67	0,67
5000	0,00	0,07	0,19	0,33	0,46	0,55	0,65	0,73	0,79	0,84	0,84
6000	0,00	0,08	0,23	0,40	0,55	0,66	0,78	0,87	0,95	1,01	1,01



\* Belt speed is greater than 30 m/s then is necessary to use dynamically balanced pulleys. A reduction in belt life can be expected. Suggested a smaller section.



## SPA SECTION

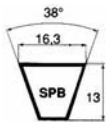
Code	External length L <sub>e</sub> (mm)	Code	External length L <sub>e</sub> (mm)	Code	External length L <sub>e</sub> (mm)	Code	External length L <sub>e</sub> (mm)	Code	External length L <sub>e</sub> (mm)	Code	External length L <sub>e</sub> (mm)	Code	External length L <sub>e</sub> (mm)	Code	External length L <sub>e</sub> (mm)
SPA 657	675	SPA 950	968	SPA 1207	1225	SPA 1450	1468	SPA 1707	1725	SPA 1957	1975	SPA 2332	2350	SPA 2832	2850
SPA 707	725	SPA 957	975	SPA 1232	1250	SPA 1457	1475	SPA 1732	1750	SPA 1982	2000	SPA 2360	2378	SPA 2847	2865
SPA 732	750	SPA 967	985	SPA 1250	1268	SPA 1482	1500	SPA 1750	1768	SPA 2000	2018	SPA 2382	2400	SPA 2882	2900
SPA 757	775	SPA 982	1000	SPA 1257	1275	SPA 1500	1518	SPA 1757	1775	SPA 2032	2050	SPA 2432	2450	SPA 2900	2918
SPA 782	800	SPA 1000	1018	SPA 1272	1290	SPA 1507	1525	SPA 1782	1800	SPA 2057	2075	SPA 2482	2500	SPA 2932	2950
SPA 800	818	SPA 1007	1025	SPA 1282	1300	SPA 1532	1550	SPA 1800	1818	SPA 2082	2100	SPA 2500	2518	SPA 2982	3000
SPA 807	825	SPA 1032	1050	SPA 1307	1325	SPA 1550	1568	SPA 1807	1825	SPA 2120	2138	SPA 2532	2550	SPA 3000	3018
SPA 832	850	SPA 1060	1078	SPA 1320	1338	SPA 1557	1575	SPA 1832	1850	SPA 2132	2150	SPA 2582	2600	SPA 3032	3050
SPA 850	868	SPA 1082	1100	SPA 1332	1350	SPA 1582	1600	SPA 1857	1875	SPA 2182	2200	SPA 2607	2625	SPA 3082	3100
SPA 857	875	SPA 1107	1125	SPA 1357	1375	SPA 1600	1618	SPA 1882	1900	SPA 2207	2225	SPA 2632	2650	SPA 3150	3168
SPA 882	900	SPA 1120	1138	SPA 1382	1400	SPA 1607	1625	SPA 1900	1918	SPA 2232	2250	SPA 2650	2668	SPA 3182	3200
SPA 900	918	SPA 1132	1150	SPA 1400	1418	SPA 1632	1650	SPA 1907	1925	SPA 2240	2258	SPA 2682	2700	SPA 3250	3268
SPA 907	925	SPA 1150	1168	SPA 1407	1425	SPA 1657	1675	SPA 1925	1943	SPA 2282	2300	SPA 2732	2750	SPA 3282	3300
SPA 925	943	SPA 1157	1175	SPA 1425	1443	SPA 1682	1700	SPA 1932	1950	SPA 2300	2318	SPA 2782	2800	SPA 3350	3368
SPA 932	950	SPA 1180	1198	SPA 1432	1450	SPA 1700	1718	SPA 1950	1968	SPA 2307	2325	SPA 2800	2818	SPA 3382	3400

TABLE 4 - P<sub>b</sub> (kW) referred to d (mm)

RPM	90	100	106	112	118	132	150	170	190	212	236	250
100	0,23	0,29	0,33	0,37	0,40	0,49	0,59	0,71	0,83	0,95	1,09	1,17
200	0,42	0,54	0,61	0,68	0,74	0,90	1,11	1,33	1,55	1,80	2,06	2,21
500	0,90	1,17	1,33	1,50	1,66	2,03	2,51	3,03	3,55	4,11	4,72	5,08
700	1,18	1,55	1,77	1,99	2,21	2,72	3,37	4,08	4,78	5,55	6,37	6,84
900	1,43	1,90	2,18	2,46	2,74	3,38	4,19	5,08	5,96	6,91	7,93	8,51
1000	1,56	2,07	2,38	2,69	2,99	3,69	4,59	5,56	6,52	7,56	8,67	9,31
1400	2,01	2,70	3,12	3,53	3,94	4,89	6,08	7,38	8,64	10,00	11,43	12,24
1500	2,11	2,85	3,29	3,73	4,17	5,17	6,43	7,80	9,13	10,56	12,05	12,90
1700	2,30	3,13	3,63	4,11	4,60	5,71	7,11	8,62	10,07	11,62	13,23	14,13
1800	2,40	3,27	3,79	4,30	4,80	5,97	7,43	9,00	10,52	12,12	13,77	14,70
2500	2,96	4,11	4,78	5,45	6,10	7,59	9,43	11,35	13,15	14,96	16,72*	17,63*
2900	3,21	4,50	5,25	5,99	6,71	8,35	10,34	12,37	14,21	15,99*		
3000	3,27	4,58	5,35	6,11	6,85	8,52	10,53	12,58	14,42	16,17*		
3500	3,49	4,95	5,80	6,63	7,43	9,22	11,33	13,38*	15,11*			
3600	3,52	5,01	5,87	6,71	7,53	9,34	11,45	13,49*				
4000	3,62	5,20	6,11	6,99	7,84	9,69	11,78*					
4600	3,66	5,34	6,29	7,20	8,07	9,89*						
5000	3,59	5,32	6,28	7,19	8,04*	9,79*						

P<sub>d</sub> (kW) referred to i

RPM	i	1,00÷1,01	1,02÷1,05	1,06÷1,11	1,12÷1,18	1,19÷1,26	1,27÷1,38	1,39÷1,57	1,58÷1,94	1,95÷3,38	over 3,39
100	0,00	0,00	0,01	0,02	0,02	0,03	0,03	0,03	0,03	0,04	0,04
200	0,00	0,01	0,02	0,03	0,04	0,05	0,06	0,07	0,07	0,07	0,08
500	0,00	0,02	0,04	0,08	0,11	0,13	0,15	0,17	0,19	0,19	0,20
700	0,00	0,02	0,06	0,11	0,15	0,18	0,21	0,24	0,26	0,26	0,28
900	0,00	0,03	0,08	0,14	0,19	0,23	0,27	0,31	0,33	0,33	0,35
1000	0,00	0,03	0,09	0,16	0,21	0,26	0,30	0,34	0,37	0,37	0,39
1400	0,00	0,05	0,13	0,22	0,30	0,36	0,42	0,48	0,52	0,55	
1500	0,00	0,05	0,13	0,24	0,32	0,39	0,45	0,51	0,56	0,59	
1700	0,00	0,06	0,15	0,27	0,36	0,44	0,51	0,58	0,63	0,67	
1800	0,00	0,06	0,16	0,28	0,38	0,47	0,54	0,61	0,67	0,71	
2500	0,00	0,08	0,22	0,39	0,53	0,65	0,76	0,85	0,93	0,98	
2900	0,00	0,10	0,26	0,45	0,62	0,75	0,88	0,99	1,08	1,14	
3000	0,00	0,10	0,27	0,47	0,64	0,78	0,91	1,02	1,11	1,18	
3500	0,00	0,12	0,31	0,55	0,75	0,90	1,06	1,19	1,30	1,38	
3600	0,00	0,12	0,32	0,56	0,77	0,93	1,09	1,23	1,34	1,42	
4000	0,00	0,13	0,36	0,63	0,85	1,03	1,21	1,36	1,48	1,57	
4600	0,00	0,15	0,41	0,72	0,98	1,19	1,39	1,57	1,71	1,81	
5000	0,00	0,16	0,45	0,78	1,07	1,29	1,51	1,70	1,86	1,97	



## SPB SECTION

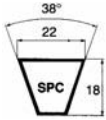
Code	External length L <sub>e</sub> (mm)	Code	External length L <sub>e</sub> (mm)	Code	External length L <sub>e</sub> (mm)	Code	External length L <sub>e</sub> (mm)	Code	External length L <sub>e</sub> (mm)	Code	External length L <sub>e</sub> (mm)	Code	External length L <sub>e</sub> (mm)	Code	External length L <sub>e</sub> (mm)
SPB 1250	1272	SPB 1700	1722	SPB 2020	2042	SPB 2280	2302	SPB 2580	2602	SPB 2900	2922	SPB 3350	3372	SPB 4750	4772
SPB 1320	1342	SPB 1750	1772	SPB 2060	2082	SPB 2300	2322	SPB 2600	2622	SPB 2950	2972	SPB 3450	3472	SPB 5000	5022
SPB 1400	1422	SPB 1800	1822	SPB 2098	2120	SPB 2360	2382	SPB 2650	2672	SPB 3000	3022	SPB 3550	3572	SPB 5300	5322
SPB 1410	1432	SPB 1850	1872	SPB 2120	2142	SPB 2391	2413	SPB 2680	2702	SPB 3070	3092	SPB 3650	3672	SPB 5600	5622
SPB 1450	1472	SPB 1860	1882	SPB 2150	2172	SPB 2410	2432	SPB 2720	2742	SPB 3150	3172	SPB 3750	3772	SPB 6000	6022
SPB 1500	1522	SPB 1900	1922	SPB 2180	2202	SPB 2430	2452	SPB 2800	2822	SPB 3170	3192	SPB 4000	4022	SPB 6300	6322
SPB 1600	1622	SPB 1950	1972	SPB 2240	2262	SPB 2500	2522	SPB 2840	2862	SPB 3250	3272	SPB 4250	4272	SPB 6700	6722
SPB 1650	1672	SPB 2000	2022	SPB 2264	2286	SPB 2530	2552	SPB 2850	2872	SPB 3320	3342	SPB 4500	4522	SPB 7100	7122

TABLE 4 - P<sub>b</sub> (kW) referred to d (mm)

RPM	140	150	160	170	180	200	224	250	280	315	355	400
100	0,66	0,75	0,85	0,94	1,04	1,22	1,45	1,69	1,96	2,28	2,64	3,04
200	1,20	1,38	1,56	1,74	1,92	2,28	2,70	3,16	3,68	4,29	4,97	5,74
500	2,60	3,02	3,45	3,87	4,29	5,12	6,11	7,16	8,37	9,76	11,33	13,06
700	3,43	4,00	4,58	5,15	5,72	6,85	8,18	9,61	11,23	13,08	15,16	17,43
900	4,19	4,92	5,64	6,35	7,06	8,47	10,13	11,89	13,88	16,15	18,66	21,38
1000	4,56	5,35	6,14	6,93	7,71	9,24	11,05	12,98	15,14	17,59	20,29	23,18
1400	5,88	6,95	8,00	9,04	10,07	12,09	14,44	16,90	19,62	22,62	25,81	29,05
1500	6,19	7,31	8,43	9,53	10,61	12,73	15,20	17,77	20,60	23,68	26,92	30,14*
1700	6,75	8,00	9,23	10,44	11,63	13,95	16,62	19,38	22,36	25,54	28,77*	
1800	7,02	8,32	9,60	10,86	12,10	14,51	17,27	20,10	23,13	26,33	29,49*	
2000	7,51	8,92	10,30	11,66	12,98	15,55	18,46	21,39	24,47	27,60*		
2500	8,51	10,14	11,73	13,27	14,76	17,58	20,65	23,58*				
2900	9,05	10,82	12,52	14,14	15,69	18,55*	21,52*					
3000	9,15	10,94	12,66	14,30	15,85	18,69*						
3500	9,40	11,27	13,02	14,65*	16,16*							
3600	9,40	11,27	13,02	14,64*	16,12*							
4000	9,21	11,06*	12,75*									
4600	8,33*											

P<sub>d</sub> (kW) referred to i

RPM	i	1,00÷1,01	1,02÷1,05	1,06÷1,11	1,12÷1,18	1,19÷1,26	1,27÷1,38	1,39÷1,57	1,58÷1,94	1,95÷3,38	over 3,39
100	0,00	0,01	0,02	0,03	0,05	0,06	0,07	0,07	0,07	0,08	0,09
200	0,00	0,01	0,04	0,07	0,09	0,11	0,13	0,15	0,16	0,16	0,17
500	0,00	0,04	0,10	0,17	0,23	0,28	0,33	0,37	0,41	0,43	
700	0,00	0,05	0,14	0,24	0,33	0,40	0,47	0,52	0,57	0,61	
900	0,00	0,07	0,18	0,31	0,42	0,51	0,60	0,67	0,73	0,78	
1000	0,00	0,07	0,20	0,34	0,47	0,57	0,67	0,75	0,82	0,86	
1400	0,00	0,10	0,28	0,48	0,66	0,80	0,93	1,05	1,14	1,21	
1500	0,00	0,11	0,30	0,52	0,70	0					



SPC SECTION

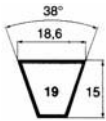
Code	External length L <sub>e</sub> (mm)	Code	External length L <sub>e</sub> (mm)	Code	External length L <sub>e</sub> (mm)	Code	External length L <sub>e</sub> (mm)	Code	External length L <sub>e</sub> (mm)	Code	External length L <sub>e</sub> (mm)	Code	External length L <sub>e</sub> (mm)	Code	External length L <sub>e</sub> (mm)
SPC 2000	2030	SPC 2500	2530	SPC 3150	3180	SPC 4000	4030	SPC 5000	5030	SPC 6300	6330	SPC 8000	8030	SPC 10000	10030
SPC 2120	2150	SPC 2650	2680	SPC 3350	3380	SPC 4250	4280	SPC 5300	5330	SPC 6700	6730	SPC 8500	8530	SPC 10600	10630
SPC 2240	2270	SPC 2800	2830	SPC 3550	3580	SPC 4500	4530	SPC 5600	5630	SPC 7100	7130	SPC 9000	9030	SPC 11200	11230
SPC 2360	2390	SPC 3000	3030	SPC 3750	3780	SPC 4750	4780	SPC 6000	6030	SPC 7500	7530	SPC 9500	9530	SPC 11800	11830

TABLE 4 - P<sub>b</sub> (kW) referred to d (mm)

P<sub>d</sub> (kW) referred to i

RPM	224	236	250	280	315	355	400	450	500	560	600	630
50	1,08	1,18	1,31	1,57	1,88	2,22	2,61	3,04	3,46	3,96	4,30	4,55
100	1,99	2,19	2,43	2,93	3,51	4,18	4,92	5,73	6,54	7,50	8,13	8,61
150	2,83	3,13	3,47	4,21	5,06	6,03	7,10	8,29	9,46	10,86	11,78	12,47
200	3,63	4,02	4,47	5,43	6,54	7,80	9,21	10,75	12,28	14,10	15,30	16,19
300	5,14	5,71	6,36	7,76	9,37	11,20	13,23	15,46	17,66	20,27	21,99	23,27
400	6,56	7,29	8,15	9,96	12,06	14,43	17,05	19,92	22,75	26,09	28,27	29,90
600	9,17	10,23	11,47	14,07	17,07	20,44	24,14	28,16	32,08	36,62	39,56	41,72
700	10,39	11,60	13,01	15,99	19,41	23,23	27,41	31,93	36,28	41,30	44,50	46,83
750	10,97	12,27	13,76	16,92	20,53	24,57	28,98	33,71	38,26	43,47	46,77	49,16
900	12,65	14,15	15,89	19,56	23,74	28,36	33,37	38,67	43,68	49,27	52,73	55,18
1000	13,69	15,33	17,23	21,21	25,73	30,69	36,03	41,61	46,81	52,49	55,92*	58,29*
1400	17,29	19,40	21,82	26,83	32,37	38,24	44,22		52,56*			
1500	18,03	20,24	22,77	27,97	33,67	39,63	45,59*					
1700	19,32	21,70	24,40	29,90	35,78	41,74*						
1800	19,87	22,31	25,08	30,67	36,58							
2000	20,73	23,28	26,14	31,83								
2500	21,50	24,10*	26,91*									

RPM	i	1,00÷1,01	1,02÷1,05	1,06÷1,11	1,12÷1,18	1,19÷1,26	1,27÷1,38	1,39÷1,57	1,58÷1,94	1,95÷3,38	over 3,39
50	0,00	0,01	0,03	0,05	0,06	0,08	0,09	0,10	0,11	0,12	
100	0,00	0,02	0,05	0,09	0,13	0,15	0,18	0,20	0,22	0,23	
150	0,00	0,03	0,08	0,14	0,19	0,23	0,27	0,30	0,33	0,35	
200	0,00	0,04	0,11	0,19	0,25	0,31	0,36	0,41	0,44	0,47	
300	0,00	0,06	0,16	0,28	0,38	0,46	0,54	0,61	0,66	0,70	
400	0,00	0,08	0,21	0,37	0,51	0,62	0,72	0,81	0,88	0,94	
600	0,00	0,12	0,32	0,56	0,76	0,92	1,08	1,22	1,33	1,40	
700	0,00	0,14	0,37	0,65	0,89	1,08	1,26	1,42	1,55	1,64	
750	0,00	0,15	0,40	0,70	0,95	1,15	1,35	1,52	1,66	1,76	
900	0,00	0,18	0,48	0,84	1,14	1,39	1,62	1,83	1,99	2,11	
1000	0,00	0,20	0,54	0,93	1,27	1,54	1,80	2,03	2,21	2,34	
1400	0,00	0,28	0,75	1,31	1,78	2,15	2,52	2,84	3,09	3,28	
1500	0,00	0,29	0,80	1,40	1,91	2,31	2,70	3,04	3,32	3,51	
1700	0,00	0,33	0,91	1,59	2,16	2,62	3,06	3,45	3,76	3,98	
1800	0,00	0,35	0,96	1,68	2,29	2,77	3,24	3,65	3,98	4,21	
2000	0,00	0,39	1,07	1,87	2,54	3,08	3,61	4,06	4,42	4,68	
2500	0,00	0,49	1,34	2,33	3,18	3,85	4,51	5,07	5,53	5,85	



19 SECTION

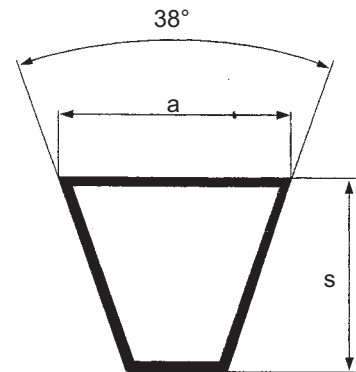
Code	External length L <sub>e</sub> (mm)	Code	External length L <sub>e</sub> (mm)	Code	External length L <sub>e</sub> (mm)	Code	External length L <sub>e</sub> (mm)	Code	External length L <sub>e</sub> (mm)	Code	External length L <sub>e</sub> (mm)	Code	External length L <sub>e</sub> (mm)	Code	External length L <sub>e</sub> (mm)
19	1800	19	2120	19	2360	19	2800	19	3350	19	4000	19	4975	19	6700
19	1900	19	2175	19	2500	19	3000	19	3550	19	4250	19	5000	19	9000
19	2000	19	2240	19	2650	19	3150	19	3750	19	4500	19	6275	19	10000



\* Belt speed is greater than 30 m/s then is necessary to use dynamically balanced pulleys. A reduction in belt life can be expected. Suggested a smaller section.

## BELT CHARACTERISTICS

section	XPZ	XPA	XPB	XPC
a (mm)	9,7	12,7	16,3	22
s (mm)	8	10	13	18
external length - pitch length $\frac{L_e}{V_e}$ (mm)	11	16	21	27
weigth (gr/m)	73	122	200	355
min. pulley diam. (mm)	56	80	112	180
working temperature	-30°C ÷ +90°C			
relevant standards	DIN 7753 ISO 4184			
relevant antistatic standard	ISO 1813			
materials	CR blend - polyester cord			



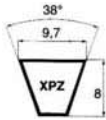
**TABLE 3 - CORRECTION FACTOR  $C_L$  according to type and length of the belt**

	512	630	710	732	800	900	1000	1120	1250	1400	1600	1800	2000	2240	2500	2800	3150	3550
XPZ	0,82	0,83	0,85	0,86	0,87	0,89	0,91	0,93	0,95	0,98	1,00	1,02	1,04	1,06	1,08	1,10	1,13	1,15
XPA				0,81	0,82	0,84	0,86	0,88	0,90	0,92	0,94	0,96	0,98	1,00	1,02	1,04	1,06	1,08
XPB									0,85	0,87	0,89	0,91	0,93	0,94	0,96	0,98	1,01	1,03
XPC													0,85	0,86	0,88	0,90	0,91	0,93

**TABLE 5 - INSTALLATION AND TAKE UP ALLOWANCE**

L (mm)	Y (mm)				X (mm)
	XPZ	XPA	XPB	XPC	
512 ÷ 670	15	15			10
670 ÷ 1000	15	20			14
1000 ÷ 1250	20	20			18
1250 ÷ 1800	20	25	30		23
1800 ÷ 2240	25	25	30	40	28
2240 ÷ 3000	25	30	35	45	36
3000 ÷ 3500	30	30	40	45	44





XPZ SECTION

Code	External length L <sub>e</sub> (mm)	Code	External length L <sub>e</sub> (mm)	Code	External length L <sub>e</sub> (mm)	Code	External length L <sub>e</sub> (mm)	Code	External length L <sub>e</sub> (mm)	Code	External length L <sub>e</sub> (mm)	Code	External length L <sub>e</sub> (mm)	Code	External length L <sub>e</sub> (mm)
XPZ 512	525	XPZ 737	750	XPZ 900	913	XPZ 1060	1073	XPZ 1212	1225	XPZ 1400	1413	XPZ 1600	1613	XPZ 2240	2253
XPZ 562	575	XPZ 750	763	XPZ 912	925	XPZ 1062	1075	XPZ 1237	1250	XPZ 1412	1425	XPZ 1612	1625	XPZ 2280	2293
XPZ 587	600	XPZ 762	775	XPZ 925	938	XPZ 1077	1090	XPZ 1250	1263	XPZ 1420	1433	XPZ 1662	1675	XPZ 2360	2373
XPZ 612	625	XPZ 787	800	XPZ 937	950	XPZ 1087	1100	XPZ 1262	1275	XPZ 1437	1450	XPZ 1700	1713	XPZ 2410	2423
XPZ 630	643	XPZ 800	813	XPZ 950	963	XPZ 1112	1125	XPZ 1270	1283	XPZ 1462	1475	XPZ 1762	1775	XPZ 2500	2513
XPZ 637	650	XPZ 812	825	XPZ 962	975	XPZ 1120	1133	XPZ 1287	1300	XPZ 1487	1500	XPZ 1800	1813	XPZ 2540	2553
XPZ 662	675	XPZ 837	850	XPZ 987	1000	XPZ 1137	1150	XPZ 1312	1325	XPZ 1500	1513	XPZ 1900	1913	XPZ 2650	2663
XPZ 670	683	XPZ 850	863	XPZ 1000	1013	XPZ 1162	1175	XPZ 1320	1333	XPZ 1512	1525	XPZ 2000	2013	XPZ 2690	2703
XPZ 687	700	XPZ 862	875	XPZ 1012	1025	XPZ 1180	1193	XPZ 1337	1350	XPZ 1520	1533	XPZ 2030	2043	XPZ 2800	2813
XPZ 710	723	XPZ 875	888	XPZ 1037	1050	XPZ 1187	1200	XPZ 1362	1375	XPZ 1537	1550	XPZ 2120	2133	XPZ 2840	2853
XPZ 722	735	XPZ 887	900	XPZ 1047	1060	XPZ 1202	1215	XPZ 1387	1400	XPZ 1587	1600	XPZ 2160	2173	XPZ 3000	3013

TABLE 4 - P<sub>b</sub> (kW) referred to d (mm)

RPM	mm											
	56	60	63	67	71	80	90	100	112	125	132	140
100	0,10	0,12	0,13	0,14	0,16	0,19	0,23	0,27	0,32	0,37	0,39	0,43
200	0,19	0,22	0,24	0,27	0,30	0,37	0,44	0,52	0,61	0,70	0,75	0,81
500	0,41	0,48	0,54	0,61	0,68	0,84	1,02	1,20	1,41	1,64	1,76	1,90
700	0,55	0,65	0,72	0,82	0,92	1,14	1,39	1,63	1,92	2,23	2,40	2,58
900	0,68	0,81	0,90	1,03	1,15	1,43	1,74	2,05	2,41	2,80	3,01	3,25
1000	0,74	0,88	0,99	1,13	1,26	1,57	1,91	2,25	2,65	3,09	3,32	3,58
1400	0,99	1,18	1,32	1,51	1,70	2,12	2,59	3,05	3,59	4,18	4,49	4,85
1500	1,04	1,25	1,40	1,60	1,80	2,25	2,75	3,24	3,82	4,45	4,78	5,16
1700	1,16	1,39	1,56	1,78	2,01	2,52	3,07	3,62	4,27	4,97	5,34	5,76
1800	1,21	1,45	1,64	1,87	2,11	2,64	3,23	3,81	4,49	5,22	5,61	6,05
2500	1,58	1,91	2,15	2,47	2,79	3,51	4,29	5,06	5,97	6,93	7,43	8,00
2900	1,78	2,15	2,43	2,80	3,16	3,97	4,86	5,73	6,75	7,82	8,39	9,02
3000	1,82	2,21	2,49	2,87	3,25	4,09	5,00	5,89	6,94	8,04	8,62	9,26
3500	2,05	2,49	2,82	3,25	3,68	4,63	5,67	6,67	7,84	9,06	9,69	10,39
3600	2,09	2,55	2,88	3,32	3,76	4,74	5,79	6,82	8,01	9,25	9,89	10,60
4000	2,26	2,76	3,12	3,61	4,09	5,15	6,29	7,39	8,67	9,97	10,65	11,39
4500	2,46	3,00	3,41	3,94	4,46	5,62	6,86	8,05	9,41	10,78	11,47*	12,23*
5000	2,64	3,23	3,67	4,25	4,81	6,06	7,39	8,64	10,06	11,46*	12,15*	

P<sub>d</sub> (kW) referred to i

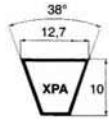
RPM	i	P <sub>d</sub> (kW)				
		1,00:1,01	1,02:1,05	1,06:1,26	1,27:1,57	over 1,57
100	0,00	0,00	0,01	0,01	0,01	
200	0,00	0,00	0,02	0,02	0,03	
500	0,00	0,01	0,04	0,06	0,07	
700	0,00	0,01	0,06	0,08	0,10	
900	0,00	0,01	0,07	0,10	0,12	
1000	0,00	0,01	0,08	0,11	0,14	
1400	0,00	0,02	0,11	0,16	0,19	
1500	0,00	0,02	0,12	0,17	0,21	
1700	0,00	0,02	0,14	0,19	0,24	
1800	0,00	0,02	0,14	0,21	0,25	
2500	0,00	0,03	0,20	0,29	0,35	
2900	0,00	0,04	0,23	0,33	0,40	
3000	0,00	0,04	0,24	0,34	0,42	
3500	0,00	0,04	0,28	0,40	0,49	
3600	0,00	0,04	0,29	0,41	0,50	
4000	0,00	0,05	0,32	0,46	0,55	
4500	0,00	0,06	0,36	0,52	0,62	
5000	0,00	0,06	0,40	0,57	0,69	



\* Belt speed is greater than 30 m/s then is necessary to use dynamically balanced pulleys. A reduction in belt life can be expected. Suggested a smaller section.



# LINEA-X



## XPA SECTION

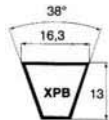
Code	External length L <sub>e</sub> (mm)	Code	External length L <sub>e</sub> (mm)	Code	External length L <sub>e</sub> (mm)	Code	External length L <sub>e</sub> (mm)	Code	External length L <sub>e</sub> (mm)	Code	External length L <sub>e</sub> (mm)	Code	External length L <sub>e</sub> (mm)	Code	External length L <sub>e</sub> (mm)
XPA 667	685	XPA 907	925	XPA 1107	1125	XPA 1282	1300	XPA 1500	1518	XPA 1757	1775	XPA 2082	2100	XPA 2582	2600
XPA 682	700	XPA 932	950	XPA 1120	1138	XPA 1307	1325	XPA 1507	1525	XPA 1782	1800	XPA 2120	2138	XPA 2607	2625
XPA 732	750	XPA 950	968	XPA 1132	1150	XPA 1320	1338	XPA 1532	1550	XPA 1800	1818	XPA 2160	2178	XPA 2632	2650
XPA 757	775	XPA 957	975	XPA 1150	1168	XPA 1332	1350	XPA 1557	1575	XPA 1832	1850	XPA 2182	2200	XPA 2650	2668
XPA 782	800	XPA 969	987	XPA 1157	1175	XPA 1357	1375	XPA 1582	1600	XPA 1850	1868	XPA 2240	2258	XPA 2682	2700
XPA 800	818	XPA 982	1000	XPA 1180	1198	XPA 1382	1400	XPA 1600	1618	XPA 1900	1918	XPA 2282	2300	XPA 2732	2750
XPA 807	825	XPA 1000	1018	XPA 1182	1200	XPA 1400	1418	XPA 1607	1625	XPA 1932	1950	XPA 2300	2318	XPA 2782	2800
XPA 832	850	XPA 1007	1025	XPA 1207	1225	XPA 1407	1425	XPA 1632	1650	XPA 1957	1975	XPA 2360	2378	XPA 2800	2818
XPA 850	868	XPA 1032	1050	XPA 1232	1250	XPA 1420	1438	XPA 1650	1668	XPA 1982	2000	XPA 2432	2450	XPA 3000	3018
XPA 857	875	XPA 1057	1075	XPA 1250	1268	XPA 1432	1450	XPA 1682	1700	XPA 2000	2018	XPA 2482	2500	XPA 3150	3168
XPA 882	900	XPA 1060	1078	XPA 1257	1275	XPA 1457	1475	XPA 1700	1718	XPA 2032	2050	XPA 2500	2518	XPA 3350	3368
XPA 900	918	XPA 1082	1100	XPA 1272	1290	XPA 1482	1500	XPA 1732	1750	XPA 2057	2075	XPA 2532	2550	XPA 3550	3568

TABLE 4 - P<sub>b</sub> (kW) referred to d (mm)

RPM	80	85	90	95	100	106	112	125	140	160	180	200
100	0,25	0,28	0,31	0,34	0,37	0,41	0,45	0,53	0,63	0,75	0,87	1,00
200	0,45	0,51	0,58	0,64	0,70	0,77	0,85	1,00	1,18	1,42	1,66	1,90
500	1,00	1,15	1,29	1,44	1,58	1,76	1,93	2,30	2,73	3,29	3,85	4,40
700	1,33	1,53	1,73	1,93	2,13	2,37	2,60	3,11	3,69	4,46	5,23	5,98
900	1,65	1,90	2,15	2,40	2,65	2,95	3,25	3,89	4,63	5,60	6,55	7,50
1000	1,80	2,08	2,35	2,63	2,91	3,24	3,57	4,28	5,08	6,15	7,20	8,24
1400	2,37	2,76	3,13	3,51	3,89	4,34	4,79	5,75	6,84	8,28	9,70	11,09
1500	2,51	2,92	3,32	3,72	4,13	4,60	5,08	6,10	7,27	8,80	10,30	11,78
1700	2,78	3,23	3,69	4,14	4,59	5,12	5,66	6,80	8,10	9,80	11,47	13,11
1800	2,91	3,39	3,87	4,34	4,82	5,38	5,94	7,14	8,51	10,29	12,04	13,75
2500	3,77	4,41	5,05	5,69	6,32	7,07	7,81	9,40	11,19	13,51	15,74	17,89
2900	4,21	4,95	5,67	6,39	7,11	7,96	8,80	10,58	12,59	15,16	17,61	19,93*
3000	4,32	5,07	5,82	6,56	7,30	8,17	9,03	10,87	12,92	15,55	18,04	20,40*
3500	4,82	5,68	6,53	7,37	8,20	9,19	10,16	12,21	14,48	17,35	20,02*	
3600	4,92	5,80	6,67	7,53	8,38	9,38	10,37	12,46	14,77	17,68*	20,37*	
4000	5,28	6,24	7,18	8,11	9,03	10,11	11,18	13,41	15,86	18,89*		
4500	5,69	6,73	7,76	8,78	9,77	10,94	12,09	14,46	17,03*			
5000	6,04	7,17	8,28	9,36	10,42	11,67	12,87	15,36*				

P<sub>d</sub> (kW) referred to i

RPM	i	1,00±1,01	1,02±1,05	1,06±1,26	1,27±1,57	over 1,57
100		0,00	0,00	0,02	0,03	0,03
200		0,00	0,01	0,04	0,05	0,06
500		0,00	0,01	0,09	0,13	0,16
700		0,00	0,02	0,13	0,18	0,22
900		0,00	0,03	0,16	0,23	0,28
1000		0,00	0,03	0,18	0,26	0,31
1400		0,00	0,04	0,25	0,36	0,44
1500		0,00	0,04	0,27	0,39	0,47
1700		0,00	0,05	0,30	0,44	0,53
1800		0,00	0,05	0,32	0,46	0,56
2500		0,00	0,07	0,45	0,64	0,78
2900		0,00	0,08	0,52	0,75	0,90
3000		0,00	0,08	0,54	0,77	0,93
3500		0,00	0,10	0,63	0,90	1,09
3600		0,00	0,10	0,64	0,93	1,12
4000		0,00	0,11	0,72	1,03	1,24
4500		0,00	0,13	0,81	1,16	1,40
5000		0,00	0,14	0,90	1,29	1,56



## XPB SECTION

Code	External length L <sub>e</sub> (mm)	Code	External length L <sub>e</sub> (mm)	Code	External length L <sub>e</sub> (mm)	Code	External length L <sub>e</sub> (mm)	Code	External length L <sub>e</sub> (mm)	Code	External length L <sub>e</sub> (mm)	Code	External length L <sub>e</sub> (mm)	Code	External length L <sub>e</sub> (mm)
XPB 1250	1272	XPB 1410	1432	XPB 1650	1672	XPB 2000	2022	XPB 2280	2302	XPB 2650	2672	XPB 2990	3012	XPB 3350	3372
XPB 1260	1282	XPB 1500	1522	XPB 1690	1712	XPB 2020	2042	XPB 2360	2382	XPB 2680	2702	XPB 3000	3022	XPB 3550	3572
XPB 1320	1342	XPB 1510	1532	XPB 1700	1722	XPB 2120	2142	XPB 2410	2432	XPB 2800	2822	XPB 3150	3172	XPB 3750	3772
XPB 1340	1362	XPB 1590	1612	XPB 1800	1822	XPB 2150	2172	XPB 2500	2522	XPB 2840	2862	XPB 3170	3192	XPB 3800	3822
XPB 1400	1422	XPB 1600	1622	XPB 1900	1922	XPB 2240	2262	XPB 2530	2552	XPB 2900	2922	XPB 3340	3362	XPB 4000	4022

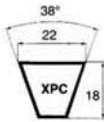
TABLE 4 - P<sub>b</sub> (kW) referred to d (mm)

RPM	112	118	125	132	140	160	180	200	224	250	265	280
100	0,57	0,63	0,70	0,77	0,85	1,06	1,26	1,46	1,70	1,95	2,10	2,25
200	1,04	1,16	1,30	1,44	1,60	1,99	2,37	2,76	3,22	3,71	3,99	4,27
500	2,32	2,60	2,93	3,25	3,63	4,55	5,46	6,37	7,44	8,60	9,27	9,93
700	3,10	3,48	3,93	4,38	4,88	6,14	7,39	8,63	10,09	11,67	12,57	13,47
900	3,84	4,32	4,89	5,45	6,09	7,68	9,24	10,80	12,64	14,61	15,74	16,85
1000	4,19	4,73	5,35	5,97	6,67	8,42	10,15	11,85	13,88	16,04	17,27	18,49
1400	5,54	6,27	7,12	7,96	8,91	11,28	13,60	15,89	18,59	21,45	23,07	24,66
1500	5,86	6,64	7,54	8,43	9,45	11,96	14,43	16,85	19,70	22,72	24,42	26,10
1700	6,48	7,35	8,36	9,36	10,49	13,29	16,03	18,72	21,86	25,17	27,03	28,85
1800	6,79	7,70	8,76	9,81	11,00	13,93	16,81	19,62	22,90	26,34	28,27	30,16
2500	8,73	9,94	11,34	12,73	14,29	18,11	21,79	25,33	29,37	33,48*	35,72*	
2900	9,71	11,08	12,65	14,21	15,95	20,19	24,23	28,06*	32,36*			
3000	9,94	11,35	12,96	14,55	16,34	20,68	24,79	28,68*				
3500	11,00	12,57	14,37	16,14	18,12	22,86	27,28*					
3600	11,19	12,79	14,63	16,43	18,45	23,25*	27,71*					
4000	11,88	13,60	15,57	17,48	19,61	24,63*						
4500	12,59	14,43	16,52	18,54*	20,77*							
5000	13,10	15,04*	17,22*	19,31*								

P<sub>d</sub> (kW) referred to i

RPM	i	1,00±1,01	1,02±1,05	1,06±1,26	1,27±1,57	over 1,57
100		0,00	0,01	0,04	0,06	0,07
200		0,00	0,01	0,08	0,11	0,14
500		0,00	0,03	0,20	0,28	0,34
700		0,00	0,04	0,27	0,39	0,47
900		0,00	0,05	0,35	0,50	0,61
1000		0,00	0,06	0,39	0,56	0,68
1400		0,00	0,09	0,55	0,78	0,95
1500		0,00	0,09	0,59	0,84	1,02
1700		0,00	0,10	0,66	0,95	1,15
1800		0,00	0,11	0,70	1,01	1,22
2500		0,00	0,15	0,98	1,40	1,69
2900		0,00	0,18	1,13	1,62	1,97
3000		0,00	0,18	1,17	1,68	2,03
3500		0,00	0,21	1,37	1,96	2,37
3600		0,00	0,22	1,40	2,02	2,44
4000		0,00	0,24	1,56	2,24	2,71
4500		0,00	0,27	1,76	2,52	3,05
5000		0,00	0,31	1,95	2,80	3,39

\* Belt speed is greater than 30 m/s then is necessary to use dynamically balanced pulleys. A reduction in belt life can be expected. Suggested a smaller section.



XPC SECTION


Code	External length L <sub>e</sub> (mm)	Code	External length L <sub>e</sub> (mm)	Code	External length L <sub>e</sub> (mm)	Code	External length L <sub>e</sub> (mm)	Code	External length L <sub>e</sub> (mm)	Code	External length L <sub>e</sub> (mm)	Code	External length L <sub>e</sub> (mm)	Code	External length L <sub>e</sub> (mm)
XPC 2000	2030	XPC 2240	2270	XPC 2500	2530	XPC 2800	2830	XPC 3150	3180	XPC 3550	3580	XPC 4000	4030	XPC 4500	4530
XPC 2120	2150	XPC 2360	2390	XPC 2650	2680	XPC 3000	3030	XPC 3350	3380	XPC 3750	3780	XPC 4250	4280	XPC 4750	4780

TABLE 4 - P<sub>b</sub> (kW) referred to d (mm)

RPM	180	200	224	250	280	315	335	400	500	560	630	710
100	1,47	1,76	2,10	2,47	2,90	3,40	3,68	4,60	6,01	6,86	7,83	8,95
200	2,86	3,43	4,10	4,84	5,68	6,66	7,22	9,02	11,79	13,43	15,35	17,52
300	4,22	5,06	6,07	7,15	8,40	9,85	10,68	13,35	17,43	19,85	22,66	25,83
400	5,56	6,67	8,00	9,43	11,08	12,99	14,08	17,60	22,94	26,10	29,74	33,84
500	6,88	8,25	9,90	11,68	13,72	16,08	17,43	21,76	28,31	32,16	36,57	41,50
600	8,18	9,82	11,78	13,90	16,32	19,12	20,72	25,83	33,51	38,00	43,10	48,75
700	9,46	11,36	13,64	16,08	18,88	22,11	23,94	29,80	38,54	43,59	49,29	55,51
900	11,98	14,39	17,26	20,34	23,85	27,89	30,17	37,40	47,96	53,91	60,45	67,32
1000	13,22	15,87	19,03	22,42	26,27	30,68	33,17	41,01	52,30	58,57	65,32	
1400	17,97	21,56	25,80	30,30	35,35	41,05	44,20	53,86				
1500	19,11	22,92	27,40	32,15	37,46	43,41	46,69	56,62				
1700	21,32	25,54	30,49	35,68	41,44	47,82	51,28					
1800	22,39	26,81	31,97	37,36	43,32	49,85	53,37					
2000	24,45	29,23	34,78	40,53	46,80	53,55						
2500	29,12	34,65	40,91	47,20								
2900	32,28	38,19	44,73									
3000	32,98	38,96										
3500	35,89											

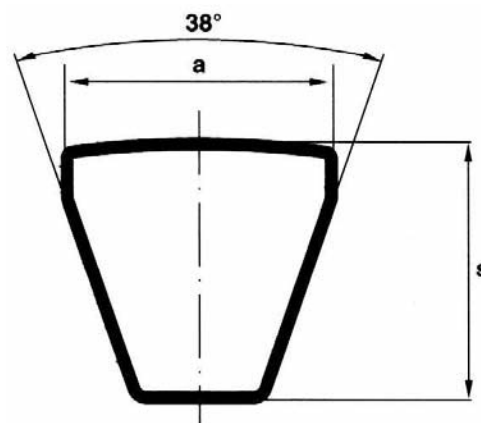
P<sub>d</sub> (kW) referred to i

RPM	i	1,00÷1,01	1,02÷1,05	1,06÷1,26	1,27÷1,57	over 1,57
100	0,00	0,01	0,07	0,10	0,12	
200	0,00	0,02	0,14	0,20	0,25	
300	0,00	0,03	0,21	0,30	0,37	
400	0,00	0,04	0,28	0,41	0,49	
500	0,00	0,06	0,35	0,51	0,61	
600	0,00	0,07	0,42	0,61	0,74	
700	0,00	0,08	0,49	0,71	0,86	
900	0,00	0,10	0,64	0,91	1,10	
1000	0,00	0,11	0,71	1,01	1,23	
1400	0,00	0,15	0,99	1,42	1,72	
1500	0,00	0,17	1,06	1,52	1,84	
1700	0,00	0,19	1,20	1,72	2,08	
1800	0,00	0,20	1,27	1,82	2,21	
2000	0,00	0,22	1,41	2,03	2,45	
2500	0,00	0,28	1,76	2,53	3,07	
2900	0,00	0,32	2,05	2,94	3,56	
3000	0,00	0,33	2,12	3,04	3,68	
3500	0,00	0,39	2,47	3,55	4,29	



## BELT CHARACTERISTICS

section	3V	5V	8V
a (mm)	9	15	25
s (mm)	8	13	23
pitch length - internal length $\Delta_i$ (mm)	31	54	103
external length - pitch length $\Delta_e$ (mm)	20	27	41
weight (gr/m)	90	210	620
min. pulley diam. (mm)	50	170	315
working temperature	-30°C ÷ +80°C		
relevant standards	RMA/MTPA IP22 - ASAE S 211-4		
relevant antistatic standard	ISO 1813		
materials	CR blend - polyester cord - cotton/polyester fabric		



**TABLE 3 - CORRECTION FACTOR  $C_L$  according to type and length of the belt**

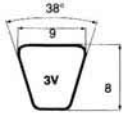
	635	850	1080	1205	1270	1700	2030	2415	2690	3175	3555	3810	4570	5690	8000	8500	9000	10800	12060	12700	
3V	0,83	0,88	0,93	0,95	0,96	1,01	1,04	1,08	1,10	1,13	1,15										
5V					0,85	0,90	0,93	0,96	0,97	1,00	1,02	1,03	1,06	1,09	1,15	1,16	1,17				
8V									0,88	0,90	0,92	0,93	0,95	0,98	1,03	1,04	1,05	1,08	1,09	1,10	

**TABLE 5 - INSTALLATION AND TAKE UP ALLOWANCE**

L (mm)	Y (mm)			X (mm)
	3V	5V	8V	
635 ÷ 1145	15			25
1205 ÷ 3555	20	25	40	55
3810 ÷ 5080		25	45	65
5385 ÷ 6350		35	45	105
6730 ÷ 9000		35	50	105
9500 ÷ 12700			50	140







3V SECTION

Code	External length L <sub>e</sub> (mm)	Code	External length L <sub>e</sub> (mm)	Code	External length L <sub>e</sub> (mm)	Code	External length L <sub>e</sub> (mm)	Code	External length L <sub>e</sub> (mm)	Code	External length L <sub>e</sub> (mm)	Code	External length L <sub>e</sub> (mm)	Code	External length L <sub>e</sub> (mm)
3V 250	635	3V 315	800	3V 400	1015	3V 500	1270	3V 630	1600	3V 800	2030	3V 1000	2540	3V 1250	3175
3V 265	675	3V 335	850	3V 425	1080	3V 530	1345	3V 670	1700	3V 850	2160	3V 1060	2690	3V 1320	3355
3V 280	710	3V 355	900	3V 450	1145	3V 560	1420	3V 710	1805	3V 900	2285	3V 1120	2845	3V 1400	3555
3V 300	760	3V 375	955	3V 475	1205	3V 600	1525	3V 750	1905	3V 950	2415	3V 1180	2995		

TABLE 4 - P<sub>b</sub> (kW) referred to d (mm)

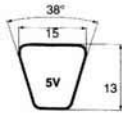
P<sub>d</sub> (kW) referred to i

RPM	63	71	80	90	100	112	125	140	150	160	170	180
100	0,10	0,13	0,16	0,20	0,24	0,28	0,33	0,38	0,41	0,45	0,48	0,52
200	0,18	0,24	0,30	0,37	0,44	0,52	0,61	0,71	0,78	0,85	0,91	0,98
500	0,39	0,52	0,67	0,83	0,99	1,19	1,39	1,63	1,79	1,94	2,10	2,25
700	0,51	0,69	0,89	1,11	1,34	1,60	1,88	2,20	2,42	2,63	2,84	3,05
900	0,62	0,85	1,10	1,38	1,66	1,99	2,35	2,75	3,02	3,28	3,55	3,81
1000	0,67	0,92	1,20	1,51	1,82	2,18	2,57	3,02	3,31	3,60	3,89	4,17
1400	0,87	1,21	1,59	2,01	2,42	2,92	3,44	4,03	4,43	4,81	5,19	5,57
1500	0,91	1,28	1,68	2,13	2,57	3,09	3,65	4,28	4,69	5,10	5,50	5,90
1700	1,00	1,41	1,86	2,36	2,85	3,43	4,05	4,75	5,21	5,66	6,10	6,54
1800	1,04	1,47	1,95	2,47	2,99	3,60	4,25	4,98	5,46	5,93	6,39	6,84
2500	1,31	1,88	2,52	3,21	3,89	4,68	5,52	6,45	7,05	7,63	8,19	8,74
2900	1,44	2,09	2,81	3,59	4,35	5,23	6,16	7,17	7,82	8,44	9,04	9,60
3000	1,47	2,14	2,88	3,68	4,46	5,36	6,31	7,34	8,00	8,63	9,22	9,79
3400	1,58	2,32	3,14	4,02	4,87	5,85	6,86	7,95	8,63	9,27	9,87	10,43*
3600	1,63	2,41	3,26	4,18	5,06	6,07	7,11	8,22	8,90	9,54	10,13*	10,68*
4000	1,72	2,57	3,49	4,47	5,41	6,47	7,55	8,67	9,35*	9,97*		
5000	1,88	2,87	3,93	5,04	6,07	7,19	8,26*					
6000	1,94	3,03	4,18	5,35	6,39*							

RPM	i	1,00÷1,01	1,02÷1,05	1,06÷1,11	1,12÷1,18	1,19÷1,26	1,27÷1,38	1,39÷1,57	1,58÷1,94	1,95÷3,38	over 3,39
100	0,00	0,00	0,00	0,01	0,01	0,01	0,01	0,01	0,01	0,02	0,02
200	0,00	0,00	0,01	0,01	0,02	0,02	0,02	0,03	0,03	0,03	0,03
500	0,00	0,01	0,02	0,03	0,05	0,06	0,06	0,07	0,08	0,08	0,08
700	0,00	0,01	0,03	0,05	0,06	0,08	0,09	0,10	0,11	0,11	0,12
900	0,00	0,01	0,03	0,06	0,08	0,10	0,12	0,13	0,14	0,14	0,15
1000	0,00	0,01	0,04	0,07	0,09	0,11	0,13	0,15	0,16	0,17	0,17
1400	0,00	0,02	0,05	0,09	0,13	0,15	0,18	0,20	0,22	0,23	0,23
1500	0,00	0,02	0,06	0,10	0,14	0,17	0,19	0,22	0,24	0,25	0,25
1700	0,00	0,02	0,07	0,11	0,15	0,19	0,22	0,25	0,27	0,29	0,29
1800	0,00	0,03	0,07	0,12	0,16	0,20	0,23	0,26	0,29	0,30	0,30
2500	0,00	0,04	0,10	0,17	0,23	0,28	0,32	0,36	0,40	0,42	0,42
2900	0,00	0,04	0,11	0,19	0,26	0,32	0,37	0,42	0,46	0,49	0,49
3000	0,00	0,04	0,12	0,20	0,27	0,33	0,39	0,44	0,48	0,50	0,50
3400	0,00	0,05	0,13	0,23	0,31	0,38	0,44	0,49	0,54	0,57	0,57
3600	0,00	0,05	0,14	0,24	0,33	0,40	0,47	0,52	0,57	0,60	0,60
4000	0,00	0,06	0,15	0,27	0,36	0,44	0,52	0,58	0,63	0,67	0,67
5000	0,00	0,07	0,19	0,33	0,46	0,55	0,65	0,73	0,79	0,84	0,84
6000	0,00	0,08	0,23	0,40	0,55	0,66	0,78	0,87	0,95	1,01	1,01



\* Belt speed is greater than 30 m/s then is necessary to use dynamically balanced pulleys. A reduction in belt life can be expected. Suggested a smaller section.



## 5V SECTION

Code	External length L <sub>e</sub> (mm)	Code	External length L <sub>e</sub> (mm)	Code	External length L <sub>e</sub> (mm)	Code	External length L <sub>e</sub> (mm)	Code	External length L <sub>e</sub> (mm)	Code	External length L <sub>e</sub> (mm)	Code	External length L <sub>e</sub> (mm)	Code	External length L <sub>e</sub> (mm)
5V 500	1270	5V 630	1600	5V 800	2030	5V 1000	2540	5V 1250	3180	5V 1600	4060	5V 2000	5080	5V 2500	6350
5V 530	1345	5V 670	1700	5V 850	2160	5V 1060	2690	5V 1320	3350	5V 1700	4320	5V 2120	5380	5V 2650	6730
5V 560	1420	5V 710	1800	5V 900	2290	5V 1120	2840	5V 1400	3550	5V 1800	4570	5V 2240	5690	5V 2800	7100
5V 600	1525	5V 750	1900	5V 950	2410	5V 1180	3000	5V 1500	3810	5V 1900	4830	5V 2360	6000	5V 3000	7620

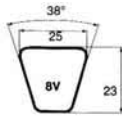
TABLE 4 - P<sub>b</sub> (kW) referred to d (mm)

RPM	140	150	160	170	180	200	224	250	280	315	355	400
100	0,66	0,75	0,85	0,94	1,04	1,22	1,45	1,69	1,96	2,28	2,64	3,04
200	1,20	1,38	1,56	1,74	1,92	2,28	2,70	3,16	3,68	4,29	4,97	5,74
500	2,60	3,02	3,45	3,87	4,29	5,12	6,11	7,16	8,37	9,76	11,33	13,06
700	3,43	4,00	4,58	5,15	5,72	6,85	8,18	9,61	11,23	13,08	15,16	17,43
900	4,19	4,92	5,64	6,35	7,06	8,47	10,13	11,89	13,88	16,15	18,66	21,38
1000	4,56	5,35	6,14	6,93	7,71	9,24	11,05	12,98	15,14	17,59	20,29	23,18
1400	5,88	6,95	8,00	9,04	10,07	12,09	14,44	16,90	19,62	22,62	25,81	29,05
1500	6,19	7,31	8,43	9,53	10,61	12,73	15,20	17,77	20,60	23,68	26,92	30,14*
1700	6,75	8,00	9,23	10,44	11,63	13,95	16,62	19,38	22,36	25,54	28,77*	
1800	7,02	8,32	9,60	10,86	12,10	14,51	17,27	20,10	23,13	26,33	29,49*	
2000	7,51	8,92	10,30	11,66	12,98	15,55	18,46	21,39	24,47	27,60*		
2500	8,51	10,14	11,73	13,27	14,76	17,58	20,65	23,58*				
2900	9,05	10,82	12,52	14,14	15,69	18,55*	21,52*					
3000	9,15	10,94	12,66	14,30	15,85	18,69*						
3500	9,40	11,27	13,02	14,65*	16,16*							
3600	9,40	11,27	13,02	14,64*	16,12*							
4000	9,21	11,06*	12,75*									
4600	8,33*											

P<sub>d</sub> (kW) referred to i

RPM	i	1,00÷1,01	1,02÷1,05	1,06÷1,11	1,12÷1,18	1,19÷1,26	1,27÷1,38	1,39÷1,57	1,58÷1,94	1,95÷3,38	over 3,39
100	0,00	0,01	0,02	0,03	0,05	0,06	0,07	0,07	0,08	0,09	
200	0,00	0,01	0,04	0,07	0,09	0,11	0,13	0,15	0,16	0,17	
500	0,00	0,04	0,10	0,17	0,23	0,28	0,33	0,37	0,41	0,43	
700	0,00	0,05	0,14	0,24	0,33	0,40	0,47	0,52	0,57	0,61	
900	0,00	0,07	0,18	0,31	0,42	0,51	0,60	0,67	0,73	0,78	
1000	0,00	0,07	0,20	0,34	0,47	0,57	0,67	0,75	0,82	0,86	
1400	0,00	0,10	0,28	0,48	0,66	0,80	0,93	1,05	1,14	1,21	
1500	0,00	0,11	0,30	0,52	0,70	0,85	1,00	1,12	1,22	1,30	
1700	0,00	0,12	0,34	0,59	0,80	0,97	1,13	1,27	1,39	1,47	
1800	0,00	0,13	0,36	0,62	0,84	1,02	1,20	1,35	1,47	1,56	
2000	0,00	0,15	0,40	0,69	0,94	1,14	1,33	1,50	1,63	1,73	
2500	0,00	0,18	0,49	0,86	1,17	1,42	1,66	1,87	2,04	2,16	
2900	0,00	0,21	0,57	1,00	1,36	1,65	1,93	2,17	2,37	2,51	
3000	0,00	0,22	0,59	1,03	1,41	1,71	2,00	2,25	2,45	2,59	
3500	0,00	0,25	0,69	1,21	1,64	1,99	2,33	2,62	2,86	3,03	
3600	0,00	0,26	0,71	1,24	1,69	2,05	2,40	2,70	2,94	3,11	
4000	0,00	0,29	0,79	1,38	1,88	2,27	2,66	3,00	3,27	3,46	
4600	0,00	0,33	0,91	1,59	2,16	2,62	3,06	3,45	3,76	3,98	

\* Belt speed is greater than 30 m/s then is necessary to use dynamically balanced pulleys. A reduction in belt life can be expected. Suggested a smaller section.



8V SECTION

Code	External length L <sub>e</sub> (mm)	Code	External length L <sub>e</sub> (mm)	Code	External length L <sub>e</sub> (mm)	Code	External length L <sub>e</sub> (mm)	Code	External length L <sub>e</sub> (mm)	Code	External length L <sub>e</sub> (mm)	Code	External length L <sub>e</sub> (mm)
8V 1000	2540	8V 1250	3180	8V 1600	4060	8V 2000	5080	8V 2500	6350	8V 3150	8000	8V 4000	10160
8V 1060	2690	8V 1320	3350	8V 1700	4320	8V 2120	5380	8V 2650	6730	8V 3350	8500	8V 4250	10800
8V 1120	2840	8V 1400	3550	8V 1800	4570	8V 2240	5690	8V 2800	7100	8V 3550	9000	8V 4500	11430
8V 1180	3000	8V 1500	3810	8V 1900	4830	8V 2360	6000	8V 3000	7620	8V 3750	9500	8V 4750	12060

TABLE 4 - P<sub>b</sub> (kW) referred to d (mm)

RPM	315	335	355	375	400	425	475	530	600	670	750	800
50	2,36	2,62	2,89	3,15	3,48	3,80	4,45	5,16	6,06	6,95	7,96	8,58
100	4,35	4,86	5,36	5,87	6,49	7,12	8,36	9,71	11,42	13,11	15,03	16,22
150	6,21	6,95	7,68	8,42	9,33	10,24	12,04	14,01	16,49	18,95	21,73	23,45
200	7,97	8,93	9,89	10,85	12,04	13,22	15,58	18,14	21,36	24,55	28,15	30,37
300	11,28	12,68	14,07	15,46	17,18	18,89	22,29	25,97	30,59	35,13	40,23	43,36
400	14,37	16,19	17,99	19,79	22,01	24,22	28,58	33,30	39,18	44,93	51,32	55,21
500	17,28	19,49	21,68	23,86	26,56	29,23	34,48	40,14	47,14	53,90	61,33	65,79
600	20,01	22,59	25,15	27,69	30,82	33,92	39,99	46,47	54,40	61,97	70,13	74,95
750	23,77	26,88	29,94	32,97	36,69	40,34	47,44	54,90	63,86	72,15	80,74	85,59*
900	27,15	30,71	34,21	37,65	41,86	45,96	53,83	61,94	71,36	79,69*		
1000	29,17	33,00	36,75	40,43	44,89	49,22	57,44	65,76	75,14*			
1200	32,61	36,89	41,03	45,05	49,87	54,47	62,93	71,05*				
1400	35,20	39,77	44,14	48,31	53,23	57,80*	65,83*					
1500	36,15	40,80	45,22	49,39	54,24*	58,68*						
1700	37,29	41,97	46,32*	50,32*								
1800	37,45	42,07*	46,31*									
1900	37,34*	41,84*										
2000	36,93*											

P<sub>d</sub> (kW) referred to i

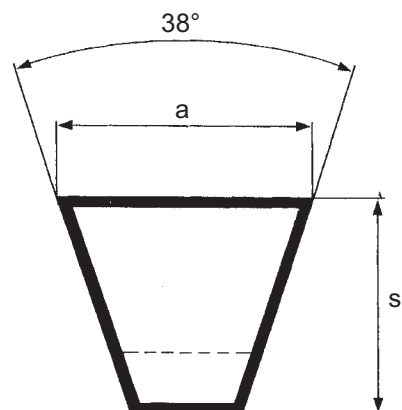
RPM	i	1,00±1,01	1,02±1,05	1,06±1,26	1,12±1,18	1,19±1,26	1,58±1,38	1,39±1,57	1,58±1,94	1,95±3,38	over 3,39
50	0,00	0,02	0,05	0,09	0,13	0,16	0,18	0,21	0,22	0,24	
100	0,00	0,04	0,11	0,19	0,26	0,31	0,37	0,41	0,45	0,47	
150	0,00	0,06	0,16	0,28	0,39	0,47	0,55	0,62	0,67	0,71	
200	0,00	0,08	0,22	0,38	0,52	0,62	0,73	0,82	0,90	0,95	
300	0,00	0,12	0,32	0,57	0,77	0,94	1,10	1,24	1,35	1,42	
400	0,00	0,16	0,43	0,76	1,03	1,25	1,46	1,65	1,79	1,90	
500	0,00	0,20	0,54	0,94	1,29	1,56	1,83	2,06	2,24	2,37	
600	0,00	0,24	0,65	1,13	1,55	1,87	2,19	2,47	2,69	2,85	
750	0,00	0,30	0,81	1,42	1,93	2,34	2,74	3,09	3,36	3,56	
900	0,00	0,36	0,97	1,70	2,32	2,81	3,29	3,71	4,04	4,27	
1000	0,00	0,40	1,08	1,89	2,58	3,12	3,66	4,12	4,49	4,75	
1200	0,00	0,48	1,30	2,27	3,09	3,75	4,39	4,94	5,38	5,70	
1400	0,00	0,56	1,52	2,64	3,61	4,37	5,12	5,77	6,28	6,65	
1500	0,00	0,60	1,62	2,83	3,87	4,68	5,49	6,18	6,73	7,12	
1700	0,00	0,68	1,84	3,21	4,38	5,31	6,22	7,00	7,62	8,07	
1800	0,00	0,72	1,95	3,40	4,64	5,62	6,58	7,41	8,07	8,55	
1900	0,00	0,76	2,06	3,59	4,90	5,93	6,95	7,83	8,52	9,02	
2000	0,00	0,79	2,17	3,78	5,15	6,24	7,32	8,24	8,97	9,50	



\* Belt speed is greater than 30 m/s then is necessary to use dynamically balanced pulleys. A reduction in belt life can be expected. Suggested a smaller section.

## BELT CHARACTERISTICS

section	3VX	5VX	8VX
a (mm)	9	15	25
s (mm)	8	13	23
external length - pitch length $\frac{\Delta_e}{\Delta_e}$ (mm)	5	9	15
weight (gr/m)	90	210	620
min. pulley diam. (mm)	50	170	315
working temperature	-30°C ÷ +90°C		
relevant standards	RMA/MPTA IP22		
materials	CR blend - polyester cord		



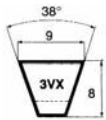
**TABLE 3 - CORRECTION FACTOR  $C_L$  according to type and length of the belt**

	630	850	1150	1525	2030	2540	3810	5080
3VX	0,83	0,88	0,94	0,99	1,04	1,09	1,17	
5VX			0,83	0,87	0,93	0,97	1,03	1,08
8VX						0,87	0,93	0,97

**TABLE 5 - INSTALLATION AND TAKE UP ALLOWANCE**

L (mm)	Y (mm)			X (mm)
	3VX	5VX	8VX	
635 ÷ 1145	15			25
1205 ÷ 3555	20	25	40	55
3810 ÷ 5080		25	45	65
5385 ÷ 6350		35	45	105
6730 ÷ 9000		35	50	105
9500 ÷ 12700			50	140





### 3VX SECTION

Code	External length L <sub>e</sub> (mm)	Code	External length L <sub>e</sub> (mm)	Code	External length L <sub>e</sub> (mm)	Code	External length L <sub>e</sub> (mm)	Code	External length L <sub>e</sub> (mm)	Code	External length L <sub>e</sub> (mm)	Code	External length L <sub>e</sub> (mm)
3VX 250	630	3VX 315	800	3VX 400	1015	3VX 500	1270	3VX 630	1600	3VX 800	2030	3VX 1000	2540
3VX 265	670	3VX 335	850	3VX 425	1080	3VX 530	1345	3VX 670	1700	3VX 850	2160	3VX 1060	2690
3VX 280	710	3VX 355	900	3VX 450	1145	3VX 560	1420	3VX 710	1800	3VX 900	2290	3VX 1120	2840
3VX 300	760	3VX 375	950	3VX 475	1205	3VX 600	1525	3VX 750	1900	3VX 950	2410	3VX 1180	3000
												3VX 1250	3180
												3VX 1320	3350
												3VX 1400	3550
												3VX 1500	3810

TABLE 4 - P<sub>b</sub> (kW) referred to d (mm)

RPM	56	60	63	67	71	80	90	100	112	125	132	140
100	0,10	0,12	0,13	0,14	0,16	0,19	0,23	0,27	0,32	0,37	0,39	0,43
200	0,19	0,22	0,24	0,27	0,30	0,37	0,44	0,52	0,61	0,70	0,75	0,81
500	0,41	0,48	0,54	0,61	0,68	0,84	1,02	1,20	1,41	1,64	1,76	1,90
700	0,55	0,65	0,72	0,82	0,92	1,14	1,39	1,63	1,92	2,23	2,40	2,58
900	0,68	0,81	0,90	1,03	1,15	1,43	1,74	2,05	2,41	2,80	3,01	3,25
1000	0,74	0,88	0,99	1,13	1,26	1,57	1,91	2,25	2,65	3,09	3,32	3,58
1400	0,99	1,18	1,32	1,51	1,70	2,12	2,59	3,05	3,59	4,18	4,49	4,85
1500	1,04	1,25	1,40	1,60	1,80	2,25	2,75	3,24	3,82	4,45	4,78	5,16
1700	1,16	1,39	1,56	1,78	2,01	2,52	3,07	3,62	4,27	4,97	5,34	5,76
1800	1,21	1,45	1,64	1,87	2,11	2,64	3,23	3,81	4,49	5,22	5,61	6,05
2500	1,58	1,91	2,15	2,47	2,79	3,51	4,29	5,06	5,97	6,93	7,43	8,00
2900	1,78	2,15	2,43	2,80	3,16	3,97	4,86	5,73	6,75	7,82	8,39	9,02
3000	1,82	2,21	2,49	2,87	3,25	4,09	5,00	5,89	6,94	8,04	8,62	9,26
3500	2,05	2,49	2,82	3,25	3,68	4,63	5,67	6,67	7,84	9,06	9,69	10,39
3600	2,09	2,55	2,88	3,32	3,76	4,74	5,79	6,82	8,01	9,25	9,89	10,60
4000	2,26	2,76	3,12	3,61	4,09	5,15	6,29	7,39	8,67	9,97	10,65	11,39
4500	2,46	3,00	3,41	3,94	4,46	5,62	6,86	8,05	9,41	10,78	11,47*	12,23*
5000	2,64	3,23	3,67	4,25	4,81	6,06	7,39	8,64	10,06	11,46*	12,15*	

P<sub>d</sub> (kW) referred to i

RPM	i	1,00±1,01	1,02±1,05	1,06±1,26	1,27±1,57	over 1,57
100	0,00	0,00	0,01	0,01	0,01	0,01
200	0,00	0,00	0,02	0,02	0,02	0,03
500	0,00	0,01	0,04	0,06	0,07	0,07
700	0,00	0,01	0,06	0,08	0,10	0,10
900	0,00	0,01	0,07	0,10	0,12	0,12
1000	0,00	0,01	0,08	0,11	0,14	0,14
1400	0,00	0,02	0,11	0,16	0,19	0,19
1500	0,00	0,02	0,12	0,17	0,21	0,21
1700	0,00	0,02	0,14	0,19	0,24	0,24
1800	0,00	0,02	0,14	0,21	0,25	0,25
2500	0,00	0,03	0,20	0,29	0,35	0,35
2900	0,00	0,04	0,23	0,33	0,40	0,40
3000	0,00	0,04	0,24	0,34	0,42	0,42
3500	0,00	0,04	0,28	0,40	0,49	0,49
3600	0,00	0,04	0,29	0,41	0,50	0,50
4000	0,00	0,05	0,32	0,46	0,55	0,55
4500	0,00	0,06	0,36	0,52	0,62	0,62
5000	0,00	0,06	0,40	0,57	0,69	0,69

**High strength cords**

Carry high power loads with minimum stretch. Better belt stability. Fewer take-up adjustments.

**Fabric laminates**

Located in the "power zone" to maximize benefits. Provide controlled response to shock loads.

**Raw edge sidewalls**

Greater contact with the pulley surface produces a smoother running belt. Keep a tighter grip to reduce slippage, improve performance and efficiency.



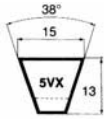
**Precision molded cogs**

Improve belt flexibility and reduce bending stress.

Help dissipating heat assuring longer life.

\* Belt speed is greater than 30 m/s then is necessary to use dynamically balanced pulleys. A reduction in belt life can be expected. Suggested a smaller section.

# POWER WEDGE®



## SVX SECTION

Code	External length L <sub>e</sub> (mm)	Code	External length L <sub>e</sub> (mm)	Code	External length L <sub>e</sub> (mm)	Code	External length L <sub>e</sub> (mm)	Code	External length L <sub>e</sub> (mm)	Code	External length L <sub>e</sub> (mm)	Code	External length L <sub>e</sub> (mm)	Code	External length L <sub>e</sub> (mm)
5VX 450	1150	5VX 540	1370	5VX 600	1525	5VX 680	1730	5VX 780	1980	5VX 860	2180	5VX 1000	2540	5VX 1160	2950
5VX 470	1190	5VX 550	1400	5VX 610	1550	5VX 690	1750	5VX 800	2030	5VX 880	2240	5VX 1030	2620	5VX 1180	3000
5VX 490	1250	5VX 560	1420	5VX 630	1600	5VX 710	1800	5VX 810	2060	5VX 900	2290	5VX 1060	2690	5VX 1230	3130
5VX 500	1270	5VX 570	1450	5VX 650	1650	5VX 730	1850	5VX 830	2110	5VX 930	2360	5VX 1080	2740	5VX 1250	3180
5VX 510	1290	5VX 580	1470	5VX 660	1680	5VX 740	1880	5VX 840	2130	5VX 950	2410	5VX 1120	2840	5VX 1320	3350
5VX 530	1345	5VX 590	1500	5VX 670	1700	5VX 750	1900	5VX 850	2160	5VX 960	2440	5VX 1150	2920	5VX 1400	3550

TABLE 4 - P<sub>b</sub> (kW) referred to d (mm)

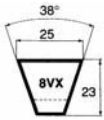
RPM	112	118	125	132	140	160	180	200	224	250	265	280
100	0,57	0,63	0,70	0,77	0,85	1,06	1,26	1,46	1,70	1,95	2,10	2,25
200	1,04	1,16	1,30	1,44	1,60	1,99	2,37	2,76	3,22	3,71	3,99	4,27
500	2,32	2,60	2,93	3,25	3,63	4,55	5,46	6,37	7,44	8,60	9,27	9,93
700	3,10	3,48	3,93	4,38	4,88	6,14	7,39	8,63	10,09	11,67	12,57	13,47
900	3,84	4,32	4,89	5,45	6,09	7,68	9,24	10,80	12,64	14,61	15,74	16,85
1000	4,19	4,73	5,35	5,97	6,67	8,42	10,15	11,85	13,88	16,04	17,27	18,49
1400	5,54	6,27	7,12	7,96	8,91	11,28	13,60	15,89	18,59	21,45	23,07	24,66
1500	5,86	6,64	7,54	8,43	9,45	11,96	14,43	16,85	19,70	22,72	24,42	26,10
1700	6,48	7,35	8,36	9,36	10,49	13,29	16,03	18,72	21,86	25,17	27,03	28,85
1800	6,79	7,70	8,76	9,81	11,00	13,93	16,81	19,62	22,90	26,34	28,27	30,16
2500	8,73	9,94	11,34	12,73	14,29	18,11	21,79	25,33	29,37	33,48*	35,72*	
2900	9,71	11,08	12,65	14,21	15,95	20,19	24,23	28,06*	32,36*			
3000	9,94	11,35	12,96	14,55	16,34	20,68	24,79	28,68*				
3500	11,00	12,57	14,37	16,14	18,12	22,86	27,28*					
3600	11,19	12,79	14,63	16,43	18,45	23,25*	27,71*					
4000	11,88	13,60	15,57	17,48	19,61	24,63*						
4500	12,59	14,43	16,52	18,54*	20,77*							
5000	13,10	15,04*	17,22*	19,31*								

P<sub>d</sub> (kW) referred to i

RPM	i	1,00÷1,01	1,02÷1,05	1,06÷1,26	1,27÷1,57	over 1,57
100	0,00	0,01	0,04	0,06	0,07	
200	0,00	0,01	0,08	0,11	0,14	
500	0,00	0,03	0,20	0,28	0,34	
700	0,00	0,04	0,27	0,39	0,47	
900	0,00	0,05	0,35	0,50	0,61	
1000	0,00	0,06	0,39	0,56	0,68	
1400	0,00	0,09	0,55	0,78	0,95	
1500	0,00	0,09	0,59	0,84	1,02	
1700	0,00	0,10	0,66	0,95	1,15	
1800	0,00	0,11	0,70	1,01	1,22	
2500	0,00	0,15	0,98	1,40	1,69	
2900	0,00	0,18	1,13	1,62	1,97	
3000	0,00	0,18	1,17	1,68	2,03	
3500	0,00	0,21	1,37	1,96	2,37	
3600	0,00	0,22	1,40	2,02	2,44	
4000	0,00	0,24	1,56	2,24	2,71	
4500	0,00	0,27	1,76	2,52	3,05	
5000	0,00	0,31	1,95	2,80	3,39	



\* Belt speed is greater than 30 m/s then is necessary to use dynamically balanced pulleys. A reduction in belt life can be expected. Suggested a smaller section.



8VX SECTION

Code	External length L <sub>e</sub> (mm)	Code	External length L <sub>e</sub> (mm)	Code	External length L <sub>e</sub> (mm)	Code	External length L <sub>e</sub> (mm)	Code	External length L <sub>e</sub> (mm)	Code	External length L <sub>e</sub> (mm)	Code	External length L <sub>e</sub> (mm)	Code	External length L <sub>e</sub> (mm)
8VX 1000	2540	8VX 1120	2840	8VX 1250	3180	8VX 1400	3550	8VX 1600	4060	8VX 1800	4570	8VX 2000	5080		
8VX 1060	2690	8VX 1180	3000	8VX 1320	3350	8VX 1500	3810	8VX 1700	4320	8VX 1900	4830				

TABLE 4 - P<sub>b</sub> (kW) referred to d (mm)

RPM \ mm	315	335	355	375	400	425	475	530	600	670	750	800
50	2,48	2,75	3,03	3,31	3,65	3,99	4,67	5,42	6,36	7,3	8,36	9,01
100	4,61	5,15	5,68	6,22	6,88	7,55	8,86	10,29	12,11	13,9	15,93	17,19
150	6,64	7,44	8,22	9,01	9,98	10,96	12,88	14,99	17,64	20,28	23,25	25,09
200	8,61	9,64	10,68	11,72	13	14,28	16,83	19,59	23,07	26,51	30,4	32,8
300	12,3	13,82	15,34	16,85	18,73	20,59	24,3	28,31	33,34	38,29	43,85	47,26
400	15,81	17,81	19,79	21,77	24,21	26,64	31,44	36,63	43,1	49,42	56,45	60,73
500	19,18	21,63	24,06	26,48	29,48	32,45	38,27	44,56	52,33	59,83	68,08	73,03
600	22,41	25,3	28,17	31,01	34,52	37,99	44,79	52,05	60,93	69,41	78,55	83,94
750	27,1	30,64	34,13	37,59	41,83	45,99	54,08	62,59	72,8	82,25	92,04	97,57
900	31,49	35,62	39,68	43,67	48,56	53,31	62,44	71,85	82,78	92,44		
1000	34,42	38,94	43,37	47,71	52,97	58,08	67,78	77,6	88,67			
1200	38,81	43,9	48,83	53,61	59,35	64,82	74,89	84,55				
1400	42,24	47,72	52,97	57,97	63,88	69,36	79					
1500	44,1	49,78	55,17	60,26	66,17	71,59						
1700	46,24	52,04	57,44	62,4								
1800	47,19	53,01	58,35									
1900	47,8	53,56										
2000	48,01											

P<sub>d</sub> (kW) referred to i

RPM \ i	1,00÷1,01	1,02÷1,05	1,06÷1,26	1,27÷1,57	over 1,57
50	0,00	0,01	0,03	0,05	0,06
100	0,00	0,01	0,07	0,10	0,12
150	0,00	0,01	0,10	0,15	0,18
200	0,00	0,02	0,14	0,20	0,25
300	0,00	0,03	0,21	0,30	0,37
400	0,00	0,04	0,28	0,41	0,49
500	0,00	0,06	0,35	0,51	0,61
600	0,00	0,07	0,42	0,61	0,74
750	0,00	0,08	0,53	0,76	0,92
900	0,00	0,10	0,64	0,91	1,10
1000	0,00	0,11	0,71	1,01	1,23
1200	0,00	0,13	0,85	1,22	1,47
1400	0,00	0,15	0,99	1,42	1,72
1500	0,00	0,17	1,06	1,52	1,84
1700	0,00	0,19	1,20	1,72	2,08
1800	0,00	0,20	1,27	1,82	2,21
1900	0,00	0,21	1,34	1,93	2,33
2000	0,00	0,22	1,41	2,03	2,45

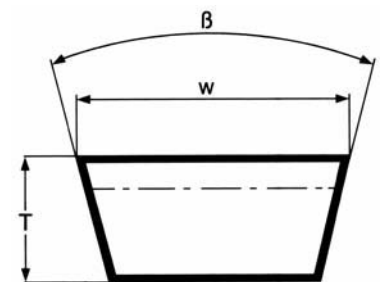




section	13x6	17x5	21x6,5	22x8	26x8	28x8	30x10	33x10	36x12	37x10	42x13	47x13	52x16	55x16	65x20	70x20
w (mm)	13	17	21	22	26	28	30	33	36	37	42	47	52	55	65	70
T (mm)	6	5	6,5	8	8	8	10	10	12	10	13	13	16	16	20	20
pitch length - internal length $\overline{\Delta}_i$ (mm)	29	24	31	38	38	38	47	47	56	47	61	61	75	75	94	94
external length - pitch length $\overline{\Delta}_e$ (mm)	9	8	10	12	12	12	16	16	19	16	21	21	25	25	31	31
ISO		W16	W20		W25			W31,5			W40		W50		W63	
$\beta$ (°)	26	26	26	26	26	26	26	26	30	30	30	30	30	30	30	30
working temperature	-30°C ÷ +90°C															
relevant standards	ISO 1604 (for W... type only)															
relevant antistatic standard	ISO 1813															
materials	CR blend - polyester cord															

Varisect belt is designed for variable speed transmissions, to gain a wide range of driven speeds:

- provides exact speed control;
- guarantees smooth running;
- raw edge sidewalls improve gripping action;
- provide superior resistance to aging caused by wear, oil, heat, grease and harmful environmental factors;
- static dissipating;
- is available in a wide selection of sizes;
- guarantees a long belt life.



#### HIGH-MODULUS CORDS:

Located in the strength section to carry high HP loads with minimum belt stretch. Resists fatigue and shock. Provides excellent belt stability. Reduces need for take-up adjustments.

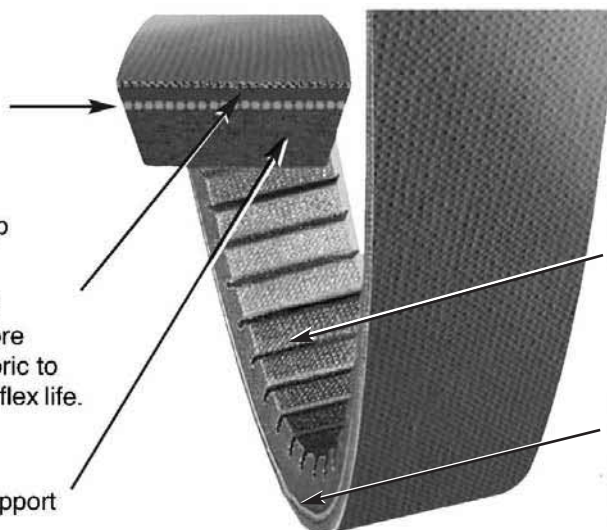
#### FABRIC TENSION SECTION:

Stretches up to 175% more than ordinary bias-cut fabric to significantly improve belt flex life.

#### SPECIAL COMPOUND

#### COMPRESSION SECTION:

Provides uniform cord support and crosswise rigidity to lengthen belt life.



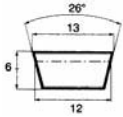
#### PRECISION MOLDED COGS:

Provide more surface area for heat dissipation and increase belt flexibility. Cooler operation means longer flex life.

#### RAW-EDGE SIDEWALLS:

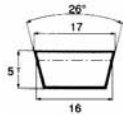
Improve gripping contact with pulley sidewalls. Assure less vibration. Smoother, quieter performance.





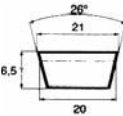
### 13x6 SECTION

Code	Internal length L <sub>i</sub> (mm)	Code	Internal length L <sub>i</sub> (mm)	Code	Internal length L <sub>i</sub> (mm)	Code	Internal length L <sub>i</sub> (mm)	Code	Internal length L <sub>i</sub> (mm)			
13x6x425	455	13x6x525	555	13x6x650	680	13x6x700	730	13x6x750	780	13x6x900	930	
13x6x500	530	13x6x550	580	13x6x675	705	13x6x725	755	13x6x775	805			



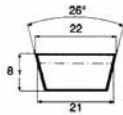
### 17x5 SECTION

Code	Pitch length L <sub>p</sub> (mm)	Code	Pitch length L <sub>p</sub> (mm)	Code	Pitch length L <sub>p</sub> (mm)	Code	Pitch length L <sub>p</sub> (mm)	Code	Pitch length L <sub>p</sub> (mm)	Code	Pitch length L <sub>p</sub> (mm)	Code	Pitch length L <sub>p</sub> (mm)	Code	Pitch length L <sub>p</sub> (mm)
W 16P	450	W 16P	500	W 16P	560	W 16P	600	W 16P	630	W 16P	710	W 16P	800	W 16P	900
														W 16P	1000



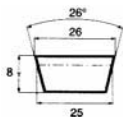
### 21x6,5 SECTION

Code	Pitch length L <sub>p</sub> (mm)	Code	Pitch length L <sub>p</sub> (mm)	Code	Pitch length L <sub>p</sub> (mm)	Code	Pitch length L <sub>p</sub> (mm)	Code	Pitch length L <sub>p</sub> (mm)	Code	Pitch length L <sub>p</sub> (mm)	Code	Pitch length L <sub>p</sub> (mm)	Code	Pitch length L <sub>p</sub> (mm)
W 20P	560	W 20P	630	W 20P	640	W 20P	710	W 20P	800	W 20P	900	W 20P	1000	W 20P	1120
														W 20P	1250



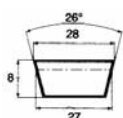
### 22x8 SECTION

Code	Internal length L <sub>i</sub> (mm)	Code	Internal length L <sub>i</sub> (mm)	Code	Internal length L <sub>i</sub> (mm)	Code	Internal length L <sub>i</sub> (mm)	Code	Internal length L <sub>i</sub> (mm)	Code	Internal length L <sub>i</sub> (mm)	Code	Internal length L <sub>i</sub> (mm)	Code	Internal length L <sub>i</sub> (mm)
22x8x500	540	22x8x575	615	22x8x625	665	22x8x700	740	22x8x800	840	22x8x950	990	22x8x1120	1160	22x8x1320	1360
22x8x525	565	22x8x600	640	22x8x650	690	22x8x725	765	22x8x850	890	22x8x1000	1040	22x8x1180	1220	22x8x1400	1440
22x8x550	590	22x8x610	650	22x8x675	715	22x8x750	790	22x8x900	940	22x8x1060	1100	22x8x1250	1290	22x8x1500	1540



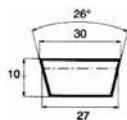
### 26x8 SECTION

Code	Pitch length L <sub>p</sub> (mm)	Code	Pitch length L <sub>p</sub> (mm)	Code	Pitch length L <sub>p</sub> (mm)	Code	Pitch length L <sub>p</sub> (mm)	Code	Pitch length L <sub>p</sub> (mm)	Code	Pitch length L <sub>p</sub> (mm)			
W 25P	560	W 25P	710	W 25P	790	W 25P	900	W 25P	1120	W 25P	1400			
W 25P	690	W 25P	750	W 25P	800	W 25P	1000	W 25P	1250	W 25P	1600			



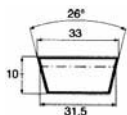
### 28x8 SECTION

Code	Internal length L <sub>i</sub> (mm)	Code	Internal length L <sub>i</sub> (mm)	Code	Internal length L <sub>i</sub> (mm)	Code	Internal length L <sub>i</sub> (mm)	Code	Internal length L <sub>i</sub> (mm)	Code	Internal length L <sub>i</sub> (mm)	Code	Internal length L <sub>i</sub> (mm)		
28x8x525	565	28x8x650	690	28x8x800	840	28x8x950	990	28x8x1120	1160	28x8x1320	1360	28x8x1600	1640		
28x8x600	640	28x8x700	740	28x8x850	890	28x8x1000	1040	28x8x1180	1220	28x8x1400	1440	28x8x1700	1740		
28x8x625	665	28x8x750	790	28x8x900	940	28x8x1060	1100	28x8x1250	1290	28x8x1500	1540				



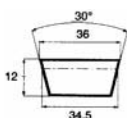
## 30x10 SECTION

Code	Internal length L <sub>i</sub> (mm)	Code	Internal length L <sub>i</sub> (mm)	Code	Internal length L <sub>i</sub> (mm)	Code	Internal length L <sub>i</sub> (mm)	Code	Internal length L <sub>i</sub> (mm)	Code	Internal length L <sub>i</sub> (mm)	Code	Internal length L <sub>i</sub> (mm)	Code	Internal length L <sub>i</sub> (mm)
30x10x650	700	30x10x700	750	30x10x850	900	30x10x900	950	30x10x1000	1050	30x10x1050	1100	30x10x1200	1250	30x10x1340	1390
30x10x665	715	30x10x800	850	30x10x875	925	30x10x950	1000	30x10x1035	1085	30x10x1120	1170	30x10x1320	1370	30x10x1500	1550



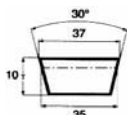
## 33x10 SECTION

Code	Pitch length L <sub>p</sub> (mm)	Code	Pitch length L <sub>p</sub> (mm)	Code	Pitch length L <sub>p</sub> (mm)	Code	Pitch length L <sub>p</sub> (mm)	Code	Pitch length L <sub>p</sub> (mm)	Code	Pitch length L <sub>p</sub> (mm)	Code	Pitch length L <sub>p</sub> (mm)		
W 31,5P	800	W 31,5P	870	W 31,5P	950	W 31,5P	1050	W 31,5P	1250	W 31,5P	1600	W 31,5P	2000		
W 31,5P	840	W 31,5P	900	W 31,5P	1000	W 31,5P	1120	W 31,5P	1400	W 31,5P	1800				



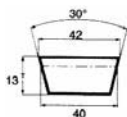
## 36x12 SECTION

Code	Internal length L <sub>i</sub> (mm)	Code	Internal length L <sub>i</sub> (mm)	Code	Internal length L <sub>i</sub> (mm)	Code	Internal length L <sub>i</sub> (mm)	Code	Internal length L <sub>i</sub> (mm)	Code	Internal length L <sub>i</sub> (mm)	Code	Internal length L <sub>i</sub> (mm)		
36x12x700	755	36x12x850	905	36x12x1000	1055	36x12x1180	1235	36x12x1400	1455	36x12x1700	1755	36x12x2120	2175		
36x12x725	780	36x12x900	955	36x12x1060	1115	36x12x1250	1305	36x12x1500	1555	36x12x1800	1855				
36x12x800	855	36x12x950	1005	36x12x1120	1175	36x12x1320	1375	36x12x1600	1655	36x12x2000	2055				



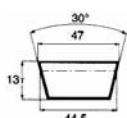
## 37x10 SECTION

Code	Internal length L <sub>i</sub> (mm)	Code	Internal length L <sub>i</sub> (mm)	Code	Internal length L <sub>i</sub> (mm)	Code	Internal length L <sub>i</sub> (mm)	Code	Internal length L <sub>i</sub> (mm)	Code	Internal length L <sub>i</sub> (mm)	Code	Internal length L <sub>i</sub> (mm)	Code	Internal length L <sub>i</sub> (mm)
37x10x600	650	37x10x750	800	37x10x 900	950	37x10x1060	1110	37x10x1250	1300	37x10x1500	1550	37x10x1800	1850	37x10x2240	2290
37x10x650	700	37x10x800	850	37x10x950	1000	37x10x1120	1170	37x10x1320	1370	37x10x1600	1650	37x10x1900	1950		
37x10x675	725	37x10x850	900	37x10x1000	1050	37x10x1180	1230	37x10x1400	1450	37x10x1700	1750	37x10x2000	2050		



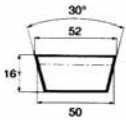
## 42x13 SECTION

Code	Pitch length L <sub>p</sub> (mm)	Code	Pitch length L <sub>p</sub> (mm)	Code	Pitch length L <sub>p</sub> (mm)	Code	Pitch length L <sub>p</sub> (mm)	Code	Pitch length L <sub>p</sub> (mm)	Code	Pitch length L <sub>p</sub> (mm)				
W 40P	1060	W 40P	1120	W 40P	1250	W 40P	1600	W 40P	1800	W 40P	2240				
W 40P	1100	W 40P	1180	W 40P	1400	W 40P	1650	W 40P	2000	W 40P	2500				



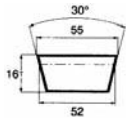
## 47x13 SECTION

Code	Internal length L <sub>i</sub> (mm)	Code	Internal length L <sub>i</sub> (mm)	Code	Internal length L <sub>i</sub> (mm)	Code	Internal length L <sub>i</sub> (mm)	Code	Internal length L <sub>i</sub> (mm)	Code	Internal length L <sub>i</sub> (mm)	Code	Internal length L <sub>i</sub> (mm)	Code	Internal length L <sub>i</sub> (mm)
47x13x900	1000	47x13x1000	1060	47x13x1120	1180	47x13x1250	1310	47x13x1400	1460	47x13x1600	1660	47x13x1800	1860	47x13x2000	2060
47x13x950	1010	47x13x1060	1120	47x13x1180	1240	47x13x1320	1380	47x13x1500	1560	47x13x1700	1760	47x13x1900	1960	47x13x2240	2300



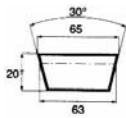
### 52x16 SECTION

Code	Pitch length L <sub>p</sub> (mm)	Code	Pitch length L <sub>p</sub> (mm)	Code	Pitch length L <sub>p</sub> (mm)	Code	Pitch length L <sub>p</sub> (mm)	Code	Pitch length L <sub>p</sub> (mm)	Code	Pitch length L <sub>p</sub> (mm)			
W 50P	1250	W 50P	1600	W 50P	2000	W 50P	2500	W 50P	3150					
W 50P	1400	W 50P	1800	W 50P	2240	W 50P	2800							



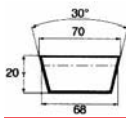
### 55x16 SECTION

Code	Internal length L <sub>i</sub> (mm)	Code	Internal length L <sub>i</sub> (mm)	Code	Internal length L <sub>i</sub> (mm)	Code	Internal length L <sub>i</sub> (mm)	Code	Internal length L <sub>i</sub> (mm)	Code	Internal length L <sub>i</sub> (mm)	Code	Internal length L <sub>i</sub> (mm)	Code	Internal length L <sub>i</sub> (mm)
55x16x1180	1255	55x16x1250	1325	55x16x1400	1475	55x16x1600	1675	55x16x1700	1775	55x16x1800	1875	55x16x2000	2075	55x16x2240	2315



### 65x20 SECTION

Code	Pitch length L <sub>p</sub> (mm)	Code	Pitch length L <sub>p</sub> (mm)	Code	Pitch length L <sub>p</sub> (mm)	Code	Pitch length L <sub>p</sub> (mm)	Code	Pitch length L <sub>p</sub> (mm)	Code	Pitch length L <sub>p</sub> (mm)			
W 63P	1600	W 63P	2000	W 63P	2500	W 63P	3150	W 63P	4000					
W 63P	1800	W 63P	2240	W 63P	2800	W 63P	3550							

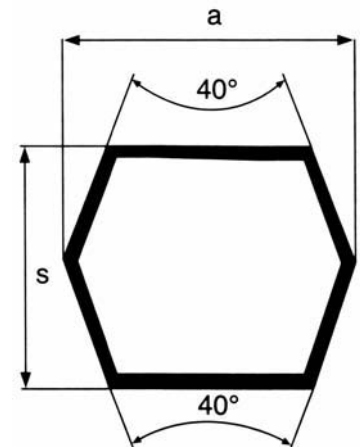


### 70x20 SECTION

Code	Internal length L <sub>i</sub> (mm)	Code	Internal length L <sub>i</sub> (mm)	Code	Internal length L <sub>i</sub> (mm)	Code	Internal length L <sub>i</sub> (mm)	Code	Internal length L <sub>i</sub> (mm)	Code	Internal length L <sub>i</sub> (mm)	Code	Internal length L <sub>i</sub> (mm)	Code	Internal length L <sub>i</sub> (mm)
70x20x1320	1415	70x20x1445	1540	70x20x1600	1695	70x20x1800	1895	70x20x2000	2095	70x20x2240	2330	70x20x2500	2590		
70x20x1400	1495	70x20x1500	1595	70x20x1700	1795	70x20x1900	1995	70x20x2120	2210	70x20x2360	2450	70x20x2800	2890		



section	AA	BB	CC
a (mm)	13	17	22
s (mm)	10	14	19
pitch length - internal length $\frac{\Delta_i}{\Delta_e}$ (mm)	31,4	44	59,7
external length - pitch length $\frac{\Delta_e}{\Delta_i}$ (mm)	31,4	44	59,7
weight (gr/m)	150	238	429
min. pulley diam. (mm)	80	140	224
working temperature	-30°C ÷ +80°C		
relevant standards	RMA/MPTA IP2 21 - DIN 7722 - ISO 5289		
materials	CR blend - polyester cord - cotton/polyester fabric		




## DOUBLE ANGLE V-BELT

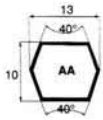
Ideally suited for serpentine drives where power needs to be transmitted equally from both sides of the belt. Doublewrapped cotton-neoprene cover is added for excellent resistance to abrasive wear, heat, ozone, sunlight, grease, oil or dirt.

Centrally located cord and special synthetic rubber compounds assure long belt life and smooth, capable power capacity.

Double wrapped neoprene and cotton fabric

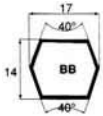
The core of the belt is made of a special blend of compounds to provide long life and superior power capacity





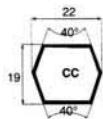
### AA SECTION

Code	Pitch length L <sub>p</sub> (mm)	Code	Pitch length L <sub>p</sub> (mm)	Code	Pitch length L <sub>p</sub> (mm)	Code	Pitch length L <sub>p</sub> (mm)	Code	Pitch length L <sub>p</sub> (mm)	Code	Pitch length L <sub>p</sub> (mm)	Code	Pitch length L <sub>p</sub> (mm)	Code	Pitch length L <sub>p</sub> (mm)
AA 51	1350	AA 68	1780	AA 75	1955	AA 81	2110	AA 91	2365	AA 105	2720	AA 116	3000		
AA 60	1580	AA 69	1805	AA 77	2010	AA 85	2210	AA 95	2465	AA 108	2800	AA 120	3100		
AA 61	1600	AA 71	1855	AA 80	2085	AA 90	2340	AA 96	2490	AA 112	2895	AA 128	3305		



### BB SECTION

Code	Pitch length L <sub>p</sub> (mm)	Code	Pitch length L <sub>p</sub> (mm)	Code	Pitch length L <sub>p</sub> (mm)	Code	Pitch length L <sub>p</sub> (mm)	Code	Pitch length L <sub>p</sub> (mm)	Code	Pitch length L <sub>p</sub> (mm)	Code	Pitch length L <sub>p</sub> (mm)	Code	Pitch length L <sub>p</sub> (mm)
BB 50	1345	BB 81	2130	BB 90	2360	BB 112	2920	BB 121	3150	BB 154	4000	BB 173	4470	BB 184	4750
BB 60	1600	BB 84	2210	BB 97	2540	BB 118	3070	BB 128	3325	BB 155	4010	BB 174	4495	BB 195	5030
BB 75	1980	BB 85	2235	BB 105	2740	BB 120	3125	BB 144	3735	BB 158	4090	BB 180	4645	BB 210	5410



### CC SECTION

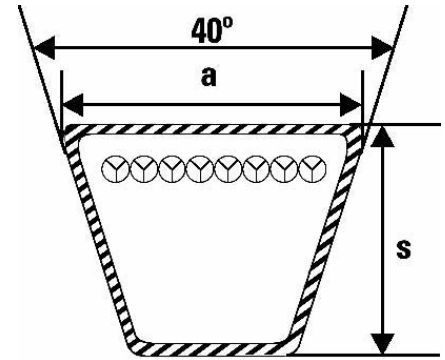
Code	Pitch length L <sub>p</sub> (mm)	Code	Pitch length L <sub>p</sub> (mm)	Code	Pitch length L <sub>p</sub> (mm)	Code	Pitch length L <sub>p</sub> (mm)	Code	Pitch length L <sub>p</sub> (mm)	Code	Pitch length L <sub>p</sub> (mm)	Code	Pitch length L <sub>p</sub> (mm)	Code	Pitch length L <sub>p</sub> (mm)
CC 75	2015	CC 90	2395	CC 120	3155	CC 158	4120	CC 193	5000	CC 240	6155	CC 330	8440		
CC 81	2165	CC 96	2545	CC 128	3360	CC 162	4225	CC 195	5060	CC 270	6915	CC 360	9200		
CC 85	2265	CC 105	2775	CC 144	3765	CC 173	4500	CC 210	5440	CC 300	7675	CC 390	9965		
CC 86	2290	CC 112	2955	CC 153	4000	CC 180	4680	CC 234	6000	CC 313	8000	CC 420	10725		



# XDV2

section	38	48	58
a (mm)	9,5	12,7	15,9
s (mm)	5,5	7,2	9
weight (gr/m)	57	95	143
working temperature	-20°C ÷ +80°C		
materials	CR blend - aramid cord - cotton/polyester fabric		

XDV2 series belts are designed for maintenance free operation in applications with exceptional hard working conditions.



## BELT FEATURES

- trouble free operation on drives with small pulleys;
- smooth power transmission due to the belts capacity to absorb power shock.  
ideal for drives with power oscillations;
- thanks to the high grade of its materials the belt gives even better results when used with back side idlers;
- made with strong cotton cover for long lasting clutching transmissions;
- low tolerances reduce drive vibrations and allow its use in single or multiple drive transmissions without any restrictions;
- superior resistance to temperature, oil and weather;
- easily identified by its light grey coloured fabric;
- comes in popular sizes (3/8", 1/2", 5/8");
- meets requirements for static conductivity.

## MATERIALS

### Tensile member

State of the art tensile member which is made of the latest generation of aramid cords and provides minimum elongation while operating.

### Compound

Rubber compound has been developed for long lasting power transmissions working under hardest conditions.

### Belt cover

Belt cover uses latest technology in materials, for a high resistance in clutching transmissions.

## XDV2 BELT DRIVES

The XDV2 belt has been created for drives which include small pulley diameters and high temperature peaks, combined with a high grade of moisture and humidity.

It withstands the harshest environmental requirements, such as oil and grease contaminated drives or transmissions were grits may interfere between pulleys and belt.

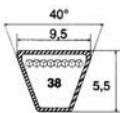
Thanks to its characteristics, the XDV2 perfectly matches the requirements of clutching drives as the aramid cord protect the belt against shock loads while maintaining its length constant.

XDV2 belts are used successfully in applications such as:

- lawn movers
- garden tillers
- snow blowers
- garden tractors

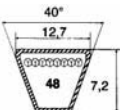






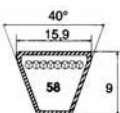
**XDV2-38 SECTION**

Code	External length L <sub>e</sub> (mm)	Code	External length L <sub>e</sub> (mm)	Code	External length L <sub>e</sub> (mm)	Code	External length L <sub>e</sub> (mm)	Code	External length L <sub>e</sub> (mm)	Code	External length L <sub>e</sub> (mm)	Code	External length L <sub>e</sub> (mm)	Code	External length L <sub>e</sub> (mm)
XDV 38/150	381	XDV 38/210	533	XDV 38/270	686	XDV 38/330	838	XDV 38/390	991	XDV 38/450	1143	XDV 38/510	1295	XDV 38/570	1448
XDV 38/160	406	XDV 38/220	559	XDV 38/280	711	XDV 38/340	864	XDV 38/400	1016	XDV 38/460	1168	XDV 38/520	1321	XDV 38/580	1473
XDV 38/170	432	XDV 38/230	584	XDV 38/290	737	XDV 38/350	889	XDV 38/410	1041	XDV 38/470	1194	XDV 38/530	1346	XDV 38/590	1499
XDV 38/180	457	XDV 38/240	610	XDV 38/300	762	XDV 38/360	914	XDV 38/420	1067	XDV 38/480	1219	XDV 38/540	1372	XDV 38/600	1524
XDV 38/190	483	XDV 38/250	635	XDV 38/310	787	XDV 38/370	940	XDV 38/430	1092	XDV 38/490	1245	XDV 38/550	1397	XDV 38/610	1549
XDV 38/200	508	XDV 38/260	660	XDV 38/320	813	XDV 38/380	965	XDV 38/440	1118	XDV 38/500	1270	XDV 38/560	1422	XDV 38/620	1575



**XDV2-48 SECTION**

Code	External length L <sub>e</sub> (mm)	Code	External length L <sub>e</sub> (mm)	Code	External length L <sub>e</sub> (mm)	Code	External length L <sub>e</sub> (mm)	Code	External length L <sub>e</sub> (mm)	Code	External length L <sub>e</sub> (mm)	Code	External length L <sub>e</sub> (mm)	Code	External length L <sub>e</sub> (mm)
XDV 48/170	432	XDV 48/270	686	XDV 48/370	940	XDV 48/470	1194	XDV 48/570	1448	XDV 48/670	1702	XDV 48/770	1956	XDV 48/870	2210
XDV 48/180	457	XDV 48/280	711	XDV 48/380	965	XDV 48/480	1219	XDV 48/580	1473	XDV 48/680	1727	XDV 48/780	1981	XDV 48/880	2235
XDV 48/190	483	XDV 48/290	737	XDV 48/390	991	XDV 48/490	1245	XDV 48/590	1499	XDV 48/690	1753	XDV 48/790	2007	XDV 48/890	2261
XDV 48/200	508	XDV 48/300	762	XDV 48/400	1016	XDV 48/500	1270	XDV 48/600	1524	XDV 48/700	1778	XDV 48/800	2032	XDV 48/900	2286
XDV 48/210	533	XDV 48/310	787	XDV 48/410	1041	XDV 48/510	1295	XDV 48/610	1549	XDV 48/710	1803	XDV 48/810	2057	XDV 48/910	2311
XDV 48/220	559	XDV 48/320	813	XDV 48/420	1067	XDV 48/520	1321	XDV 48/620	1575	XDV 48/720	1829	XDV 48/820	2083	XDV 48/920	2337
XDV 48/230	584	XDV 48/330	838	XDV 48/430	1092	XDV 48/530	1346	XDV 48/630	1600	XDV 48/730	1854	XDV 48/830	2108	XDV 48/930	2362
XDV 48/240	610	XDV 48/340	864	XDV 48/440	1118	XDV 48/540	1372	XDV 48/640	1626	XDV 48/740	1880	XDV 48/840	2134	XDV 48/940	2388
XDV 48/250	635	XDV 48/350	889	XDV 48/450	1143	XDV 48/550	1397	XDV 48/650	1651	XDV 48/750	1905	XDV 48/850	2159	XDV 48/950	2413
XDV 48/260	660	XDV 48/360	914	XDV 48/460	1168	XDV 48/560	1422	XDV 48/660	1676	XDV 48/760	1930	XDV 48/860	2184	XDV 48/960	2438



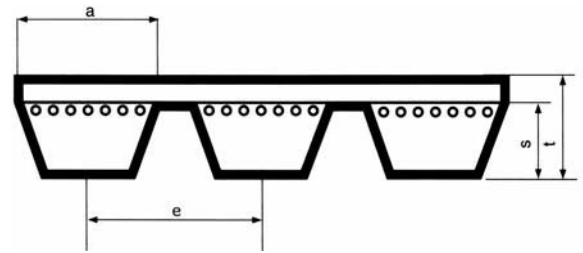
**XDV2-58 SECTION**

Code	External length L <sub>e</sub> (mm)	Code	External length L <sub>e</sub> (mm)	Code	External length L <sub>e</sub> (mm)	Code	External length L <sub>e</sub> (mm)	Code	External length L <sub>e</sub> (mm)	Code	External length L <sub>e</sub> (mm)	Code	External length L <sub>e</sub> (mm)	Code	External length L <sub>e</sub> (mm)
XDV 58/230	584	XDV 58/320	838	XDV 58/410	1041	XDV 58/500	1270	XDV 58/590	1499	XDV 58/680	1727	XDV 58/770	1956	XDV 58/860	2184
XDV 58/240	610	XDV 58/330	864	XDV 58/420	1067	XDV 58/510	1295	XDV 58/600	1524	XDV 58/690	1753	XDV 58/780	1981	XDV 58/870	2210
XDV 58/250	635	XDV 58/340	889	XDV 58/430	1092	XDV 58/520	1321	XDV 58/610	1549	XDV 58/700	1778	XDV 58/790	2007	XDV 58/880	2235
XDV 58/260	660	XDV 58/350	914	XDV 58/440	1118	XDV 58/530	1346	XDV 58/620	1575	XDV 58/710	1803	XDV 58/800	2032	XDV 58/890	2261
XDV 58/270	686	XDV 58/360	940	XDV 58/450	1143	XDV 58/540	1372	XDV 58/630	1600	XDV 58/720	1829	XDV 58/810	2057	XDV 58/900	2286
XDV 58/280	711	XDV 58/370	965	XDV 58/460	1168	XDV 58/550	1397	XDV 58/640	1626	XDV 58/730	1854	XDV 58/820	2083	XDV 58/910	2311
XDV 58/290	737	XDV 58/380	991	XDV 58/470	1194	XDV 58/560	1422	XDV 58/650	1651	XDV 58/740	1880	XDV 58/830	2108	XDV 58/920	2337
XDV 58/300	762	XDV 58/390	1016	XDV 58/480	1219	XDV 58/570	1448	XDV 58/660	1676	XDV 58/750	1905	XDV 58/840	2134	XDV 58/930	2362
XDV 58/310	787	XDV 58/400	1041	XDV 58/490	1245	XDV 58/580	1473	XDV 58/670	1702	XDV 58/760	1930	XDV 58/850	2159	XDV 58/940	2388

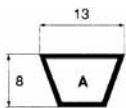
section	RA	RB	RC	R3V	R5V	R8V	RSPZ	RSPA	RSPB	RSPC	R3VX	R5VX
a (mm)	13	17	22	9	15	25	9,7	12,7	16,3	22	9	15
s (mm)	8	11	14	8	13	23	8	10	13	18	8	13
t (mm)	10	13	16	10	15	25,5	10,5	12,5	15,5	22,5	10	15
e (mm ± 0,3)	15	19	25	10,2	17,4	27,5	10,2	15	19	25	10,2	17,4
pitch length - internal length $\frac{\pi}{3} \Delta_1$ (mm)	33	43	62	31	54	103	39	47	61	86		
working temperature	-30°C ÷ +80°C											
relevant standards	ASAE S 211.4 - ISO 8419											
materials	CR / SBR blend - polyester cord											



The Pluriband is a special belt able to transmit in a one-only structure a very high power. The structure is made to be equivalent in performances to a number of corresponding V-belts: a Pluriband A47-1200-5 has the same performance of 5 A47 belts working in parallel.

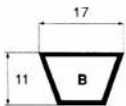


The procedure for engineering a system using Pluriband belts is the same as described in the technical calculation chapter, using the same performance data as the corresponding V-belt profile.



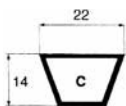
## A SECTION

Code	Internal length L <sub>i</sub> (mm)	Code	Internal length L <sub>i</sub> (mm)	Code	Internal length L <sub>i</sub> (mm)	Code	Internal length L <sub>i</sub> (mm)	Code	Internal length L <sub>i</sub> (mm)	Code	Internal length L <sub>i</sub> (mm)	Code	Internal length L <sub>i</sub> (mm)	Code	Internal length L <sub>i</sub> (mm)
A 47	1200	A 57	1450	A 67	1700	A 79	2000	A 100	2540	A 120	3048	A 158	4000		
A 51	1300	A 59	1500	A 71	1800	A 88	2240	A 104	2650	A 128	3250	A 167	4250		
A 56	1422	A 64	1625	A 75	1900	A 98	2500	A 112	2845	A 144	3658	A 187	4750		



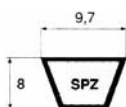
## B SECTION

Code	Internal length L <sub>i</sub> (mm)	Code	Internal length L <sub>i</sub> (mm)	Code	Internal length L <sub>i</sub> (mm)	Code	Internal length L <sub>i</sub> (mm)	Code	Internal length L <sub>i</sub> (mm)	Code	Internal length L <sub>i</sub> (mm)	Code	Internal length L <sub>i</sub> (mm)	Code	Internal length L <sub>i</sub> (mm)
B 70	1778	B 80	2032	B 89	2261	B 98	2489	B 110	2794	B 128	3251	B 144	3658	B 162	4115
B 71	1803	B 81	2057	B 90	2286	B 99	2515	B 112	2845	B 130	3302	B 147	3734	B 163	4140
B 72	1829	B 82	2083	B 91	2311	B 100	2540	B 114	2896	B 131	3327	B 148	3759	B 165	4191
B 73	1854	B 83	2108	B 92	2337	B 102	2591	B 115	2921	B 132	3353	B 151	3835	B 167	4242
B 74	1880	B 84	2134	B 93	2362	B 104	2642	B 116	2946	B 133	3378	B 152	3861	B 168	4267
B 75	1905	B 85	2159	B 94	2388	B 105	2667	B 118	2997	B 134	3404	B 154	3912	B 173	4394
B 76	1930	B 86	2184	B 95	2413	B 106	2692	B 120	3048	B 135	3429	B 157	3988	B 175	4445
B 78	1981	B 87	2210	B 96	2438	B 107	2718	B 124	3150	B 136	3454	B 158	4013	B 177	4496
B 79	2007	B 88	2235	B 97	2464	B 108	2743	B 127	3226	B 140	3556	B 161	4089	B 180	4572



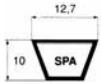
## C SECTION

Code	Internal length L <sub>i</sub> (mm)	Code	Internal length L <sub>i</sub> (mm)	Code	Internal length L <sub>i</sub> (mm)	Code	Internal length L <sub>i</sub> (mm)	Code	Internal length L <sub>i</sub> (mm)	Code	Internal length L <sub>i</sub> (mm)	Code	Internal length L <sub>i</sub> (mm)	Code	Internal length L <sub>i</sub> (mm)
C 98	2489	C 102	2591	C 108	2743	C 118	2997	C 130	3302	C 142	3607	C 158	4013	C 168	4267
C 99	2515	C 104	2642	C 110	2794	C 120	3048	C 134	3404	C 144	3658	C 160	4064	C 173	4394
C 100	2540	C 105	2667	C 112	2845	C 124	3150	C 136	3454	C 148	3759	C 165	4191	C 180	4572
C 101	2565	C 106	2692	C 115	2921	C 128	3251	C 140	3556	C 153	3886	C 166	4216	C 195	4953



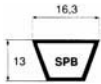
## SPZ SECTION

Code	Pitch length L <sub>p</sub> (mm)	Code	Pitch length L <sub>p</sub> (mm)	Code	Pitch length L <sub>p</sub> (mm)	Code	Pitch length L <sub>p</sub> (mm)	Code	Pitch length L <sub>p</sub> (mm)	Code	Pitch length L <sub>p</sub> (mm)	Code	Pitch length L <sub>p</sub> (mm)	Code	Pitch length L <sub>p</sub> (mm)
SPZ 1250	1250	SPZ 1500	1500	SPZ 1700	1700	SPZ 1900	1900	SPZ 2120	2120	SPZ 2360	2360	SPZ 2650	2650	SPZ 3000	3000
SPZ 1400	1400	SPZ 1600	1600	SPZ 1800	1800	SPZ 2000	2000	SPZ 2240	2240	SPZ 2500	2500	SPZ 2800	2800	SPZ 3150	3150
														SPZ 3350	3350
														SPZ 3550	3550



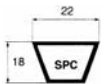
### SPA SECTION

Code	Pitch length L <sub>p</sub> (mm)	Code	Pitch length L <sub>p</sub> (mm)	Code	Pitch length L <sub>p</sub> (mm)	Code	Pitch length L <sub>p</sub> (mm)	Code	Pitch length L <sub>p</sub> (mm)	Code	Pitch length L <sub>p</sub> (mm)	Code	Pitch length L <sub>p</sub> (mm)		
SPA 1250	1250	SPA 1600	1600	SPA 1900	1900	SPA 2240	2240	SPA 2650	2650	SPA 3150	3150	SPA 3750	3750	SPA 4500	4500
SPA 1400	1400	SPA 1700	1700	SPA 2000	2000	SPA 2360	2360	SPA 2800	2800	SPA 3350	3350	SPA 4000	4000		
SPA 1500	1500	SPA 1800	1800	SPA 2120	2120	SPA 2500	2500	SPA 3000	3000	SPA 3550	3550	SPA 4250	4250		



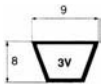
### SPB SECTION

Code	Pitch length L <sub>p</sub> (mm)	Code	Pitch length L <sub>p</sub> (mm)	Code	Pitch length L <sub>p</sub> (mm)	Code	Pitch length L <sub>p</sub> (mm)	Code	Pitch length L <sub>p</sub> (mm)	Code	Pitch length L <sub>p</sub> (mm)	Code	Pitch length L <sub>p</sub> (mm)	Code	Pitch length L <sub>p</sub> (mm)		
SPB 2000	2000	SPB 2360	2360	SPB 2800	2800	SPB 3350	3350	SPB 4000	4000	SPB 4750	4750	SPB 5600	5600	SPB 6700	6700	SPB 8000	8000
SPB 2120	2120	SPB 2500	2500	SPB 3000	3000	SPB 3550	3550	SPB 4250	4250	SPB 5000	5000	SPB 6000	6000	SPB 7100	7100		
SPB 2240	2240	SPB 2650	2650	SPB 3150	3150	SPB 3750	3750	SPB 4500	4500	SPB 5300	5300	SPB 6300	6300	SPB 7500	7500		



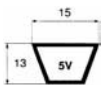
### SPC SECTION

Code	Pitch length L <sub>p</sub> (mm)	Code	Pitch length L <sub>p</sub> (mm)	Code	Pitch length L <sub>p</sub> (mm)	Code	Pitch length L <sub>p</sub> (mm)	Code	Pitch length L <sub>p</sub> (mm)	Code	Pitch length L <sub>p</sub> (mm)	Code	Pitch length L <sub>p</sub> (mm)	Code	Pitch length L <sub>p</sub> (mm)
SPC 3000	3000	SPC 3550	3550	SPC 4250	4250	SPC 5000	5000	SPC 6000	6000	SPC 7100	7100	SPC 8500	8500	SPC 10000	10000
SPC 3150	3150	SPC 3750	3750	SPC 4500	4500	SPC 5300	5300	SPC 6300	6300	SPC 7500	7500	SPC 9000	9000	SPC 10600	10600
SPC 3350	3350	SPC 4000	4000	SPC 4750	4750	SPC 5600	5600	SPC 6700	6700	SPC 8000	8000	SPC 9500	9500	SPC 11200	11200



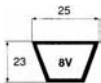
### 3V SECTION

Code	External length L <sub>e</sub> (mm)	Code	External length L <sub>e</sub> (mm)	Code	External length L <sub>e</sub> (mm)	Code	External length L <sub>e</sub> (mm)	Code	External length L <sub>e</sub> (mm)	Code	External length L <sub>e</sub> (mm)	Code	External length L <sub>e</sub> (mm)	Code	External length L <sub>e</sub> (mm)	Code	External length L <sub>e</sub> (mm)
3V 335	850	3V 400	1015	3V 475	1205	3V 560	1420	3V 670	1700	3V 800	2030	3V 950	2410	3V 1120	2840	3V 1320	3350
3V 355	900	3V 425	1080	3V 500	1270	3V 600	1525	3V 710	1800	3V 850	2160	3V 1000	2540	3V 1180	3000	3V 1400	3550
3V 375	950	3V 450	1145	3V 530	1345	3V 630	1600	3V 750	1900	3V 900	2290	3V 1060	2690	3V 1250	3180		



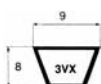
### 5V SECTION

Code	External length L <sub>e</sub> (mm)	Code	External length L <sub>e</sub> (mm)	Code	External length L <sub>e</sub> (mm)	Code	External length L <sub>e</sub> (mm)	Code	External length L <sub>e</sub> (mm)	Code	External length L <sub>e</sub> (mm)	Code	External length L <sub>e</sub> (mm)	Code	External length L <sub>e</sub> (mm)	Code	External length L <sub>e</sub> (mm)
5V 500	1270	5V 630	1600	5V 800	2030	5V 1000	2540	5V 1320	3350	5V 1700	4320	5V 2120	5380	5V 2650	6730	5V 3350	8500
5V 530	1345	5V 670	1700	5V 850	2160	5V 1120	2840	5V 1400	3550	5V 1800	4570	5V 2240	5690	5V 2800	7100	5V 3550	9000
5V 560	1420	5V 710	1800	5V 900	2290	5V 1180	3000	5V 1500	3810	5V 1900	4830	5V 2360	6000	5V 3000	7620		
5V 600	1525	5V 750	1900	5V 950	2410	5V 1250	3180	5V 1600	4060	5V 2000	5080	5V 2500	6350	5V 3150	8000		



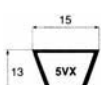
### 8V SECTION

Code	External length L <sub>e</sub> (mm)	Code	External length L <sub>e</sub> (mm)	Code	External length L <sub>e</sub> (mm)	Code	External length L <sub>e</sub> (mm)	Code	External length L <sub>e</sub> (mm)	Code	External length L <sub>e</sub> (mm)	Code	External length L <sub>e</sub> (mm)	Code	External length L <sub>e</sub> (mm)	Code	External length L <sub>e</sub> (mm)
8V 1000	2540	8V 1250	3180	8V 1600	4060	8V 2000	5080	8V 2500	6350	8V 3150	8000	8V 4000	10160	8V 5000	12700		
8V 1060	2690	8V 1320	3350	8V 1700	4320	8V 2120	5380	8V 2650	6730	8V 3350	8500	8V 4250	10800	8V 5600	14200		
8V 1120	2840	8V 1400	3550	8V 1800	4570	8V 2240	5690	8V 2800	7100	8V 3550	9000	8V 4500	11430	8V 6000	15250		
8V 1180	3000	8V 1500	3810	8V 1900	4830	8V 2360	6000	8V 3000	7620	8V 3750	9500	8V 4750	12060				



### 3VX SECTION

Code	External length L <sub>e</sub> (mm)	Code	External length L <sub>e</sub> (mm)	Code	External length L <sub>e</sub> (mm)	Code	External length L <sub>e</sub> (mm)	Code	External length L <sub>e</sub> (mm)	Code	External length L <sub>e</sub> (mm)	Code	External length L <sub>e</sub> (mm)	Code	External length L <sub>e</sub> (mm)	Code	External length L <sub>e</sub> (mm)
3VX 250	630	3VX 315	800	3VX 400	1015	3VX 500	1270	3VX 630	1600	3VX 800	2030	3VX 1000	2540	3VX 1250	3180		
3VX 265	670	3VX 335	850	3VX 425	1080	3VX 530	1345	3VX 670	1700	3VX 850	2160	3VX 1060	2690	3VX 1320	3350		
3VX 280	710	3VX 355	900	3VX 450	1145	3VX 560	1420	3VX 710	1800	3VX 900	2290	3VX 1120	2840	3VX 1400	3550		
3VX 300	760	3VX 375	950	3VX 475	1205	3VX 600	1525	3VX 750	1900	3VX 950	2410	3VX 1180	3000				



### 5VX SECTION

Code	External length L <sub>e</sub> (mm)	Code	External length L <sub>e</sub> (mm)	Code	External length L <sub>e</sub> (mm)	Code	External length L <sub>e</sub> (mm)	Code	External length L <sub>e</sub> (mm)	Code	External length L <sub>e</sub> (mm)	Code	External length L <sub>e</sub> (mm)	Code	External length L <sub>e</sub> (mm)	Code	External length L <sub>e</sub> (mm)
5VX 500	1270	5VX 600	1525	5VX 710	1800	5VX 900	2290	5VX 1060	2690	5VX 1250	3180	5VX 1500	3810	5VX 1800	4570		
5VX 530	1345	5VX 630	1600	5VX 800	2030	5VX 950	2410	5VX 1120	2840	5VX 1320	3350	5VX 1600	4060	5VX 1900	4830		
5VX 560	1420	5VX 670	1700	5VX 850	2160	5VX 1000	2540	5VX 1180	3000	5VX 1400	3550	5VX 1700	4320	5VX 2000	5080		





# EXTRA

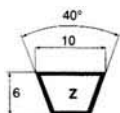
EXTRA is the Megadyne V-belt line able to couple an extraordinary quality with an extra-ordinary price.

## APPLICATIONS

- **Agriculture**
- **Gardening**
- **Ceramics**
- **Compressors**
- **Fin-Fan**
- **Ventilators**
- **Fitness**
- **Machine tools**

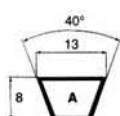
The classical V-belt and SP wedge belts are antistatic, according to the ISO1813 and BS8790.





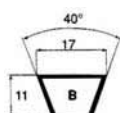
### Z SECTION

Code (in)	Code (in)	Code (in)	Code	Code (in)	Code (in)	Code (in)	Code (in)	Code (in)
Z 17,25-Extra	Z 23-Extra	Z 28-Extra	Z 32,50-Extra	Z 36,75-Extra	Z 41-Extra	Z 49-Extra	Z 57-Extra	Z 67-Extra
Z 18-Extra	Z 23,75-Extra	Z 28,50-Extra	Z 33-Extra	Z 37-Extra	Z 42-Extra	Z 50-Extra	Z 59-Extra	Z 68,50-Extra
Z 19-Extra	Z 24-Extra	Z 29-Extra	Z 33,50-Extra	Z 38-Extra	Z 43-Extra	Z 51-Extra	Z 59,50-Extra	Z 69-Extra
Z 19,50-Extra	Z 25-Extra	Z 30-Extra	Z 34-Extra	Z 38,25-Extra	Z 44-Extra	Z 52-Extra	Z 61-Extra	Z 71-Extra
Z 20,50-Extra	Z 25,50-Extra	Z 30,50-Extra	Z 34,25-Extra	Z 38,50-Extra	Z 45-Extra	Z 53-Extra	Z 62-Extra	
Z 21-Extra	Z 26-Extra	Z 30,75-Extra	Z 34,50-Extra	Z 39-Extra	Z 46-Extra	Z 54-Extra	Z 63-Extra	
Z 22-Extra	Z 27-Extra	Z 31,50-Extra	Z 35-Extra	Z 40-Extra	Z 47-Extra	Z 55-Extra	Z 65-Extra	
Z 22,25-Extra	Z 27,50-Extra	Z 32-Extra	Z 36-Extra	Z 40,50-Extra	Z 48-Extra	Z 56-Extra	Z 66-Extra	



### A SECTION

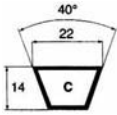
Code (in)	Code (in)	Code (in)	Code (in)	Code (in)	Code (in)	Code (in)	Code (in)	Code (in)
A 18-Extra	A 31-Extra	A 44-Extra	A 57-Extra	A 70-Extra	A 83-Extra	A 96-Extra	A 114-Extra	A 148-Extra
A 19-Extra	A 32-Extra	A 45-Extra	A 58-Extra	A 71-Extra	A 84-Extra	A 97-Extra	A 116-Extra	A 155-Extra
A 20-Extra	A 33-Extra	A 46-Extra	A 59-Extra	A 72-Extra	A 85-Extra	A 98-Extra	A 118-Extra	A 158-Extra
A 21-Extra	A 34-Extra	A 47-Extra	A 60-Extra	A 73-Extra	A 86-Extra	A 99-Extra	A 120-Extra	A 162-Extra
A 22-Extra	A 35-Extra	A 48-Extra	A 61-Extra	A 74-Extra	A 87-Extra	A 101-Extra	A 124-Extra	A 167-Extra
A 23-Extra	A 36-Extra	A 49-Extra	A 62-Extra	A 75-Extra	A 88-Extra	A 102-Extra	A 128-Extra	A 173-Extra
A 24-Extra	A 37-Extra	A 50-Extra	A 63-Extra	A 76-Extra	A 89-Extra	A 104-Extra	A 130-Extra	A 177-Extra
A 25-Extra	A 38-Extra	A 51-Extra	A 64-Extra	A 77-Extra	A 90-Extra	A 105-Extra	A 132-Extra	A 180-Extra
A 26-Extra	A 39-Extra	A 52-Extra	A 65-Extra	A 78-Extra	A 91-Extra	A 107-Extra	A 134-Extra	A 187-Extra
A 27-Extra	A 40-Extra	A 53-Extra	A 66-Extra	A 79-Extra	A 92-Extra	A 108-Extra	A 136-Extra	A 197-Extra
A 28-Extra	A 41-Extra	A 54-Extra	A 67-Extra	A 80-Extra	A 93-Extra	A 110-Extra	A 140-Extra	A 210-Extra
A 29-Extra	A 42-Extra	A 55-Extra	A 68-Extra	A 81-Extra	A 94-Extra	A 112-Extra	A 144-Extra	A 217-Extra
A 30-Extra	A 43-Extra	A 56-Extra	A 69-Extra	A 82-Extra	A 95-Extra	A 113-Extra	A 147-Extra	



### B SECTION

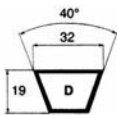
Code (in)	Code (in)	Code (in)	Code (in)	Code (in)	Code (in)	Code (in)	Code (in)	Code (in)
B 20-Extra	B 44-Extra	B 69-Extra	B 94-Extra	B 118-Extra	B 148-Extra	B 176-Extra	B 220-Extra	B 264-Extra
B 21-Extra	B 45-Extra	B 70-Extra	B 95-Extra	B 119-Extra	B 150-Extra	B 177-Extra	B 221-Extra	B 265-Extra
B 22-Extra	B 46-Extra	B 71-Extra	B 96-Extra	B 120-Extra	B 151-Extra	B 178-Extra	B 223-Extra	B 269-Extra
B 23-Extra	B 47-Extra	B 72-Extra	B 97-Extra	B 121-Extra	B 152-Extra	B 180-Extra	B 224-Extra	B 270-Extra
B 24-Extra	B 48-Extra	B 73-Extra	B 98-Extra	B 122-Extra	B 153-Extra	B 182-Extra	B 225-Extra	B 272-Extra
B 25-Extra	B 49-Extra	B 74-Extra	B 99-Extra	B 123-Extra	B 154-Extra	B 184-Extra	B 226-Extra	B 276-Extra
B 26-Extra	B 50-Extra	B 75-Extra	B 100-Extra	B 124-Extra	B 155-Extra	B 185-Extra	B 228-Extra	B 280-Extra
B 27-Extra	B 51-Extra	B 76-Extra	B 101-Extra	B 125-Extra	B 156-Extra	B 186-Extra	B 229-Extra	B 285-Extra
B 28-Extra	B 52-Extra	B 77-Extra	B 102-Extra	B 126-Extra	B 157-Extra	B 187-Extra	B 230-Extra	B 290-Extra
B 29-Extra	B 53-Extra	B 78-Extra	B 103-Extra	B 127-Extra	B 158-Extra	B 188-Extra	B 232-Extra	B 300-Extra
B 30-Extra	B 54-Extra	B 79-Extra	B 104-Extra	B 128-Extra	B 160-Extra	B 190-Extra	B 236-Extra	B 315-Extra
B 31-Extra	B 55-Extra	B 80-Extra	B 105-Extra	B 130-Extra	B 161-Extra	B 192-Extra	B 237-Extra	B 330-Extra
B 32-Extra	B 56-Extra	B 81-Extra	B 106-Extra	B 131-Extra	B 162-Extra	B 195-Extra	B 238-Extra	B 345-Extra
B 33-Extra	B 57-Extra	B 82-Extra	B 107-Extra	B 132-Extra	B 163-Extra	B 197-Extra	B 240-Extra	B 360-Extra
B 34-Extra	B 58-Extra	B 83-Extra	B 108-Extra	B 133-Extra	B 164-Extra	B 198-Extra	B 248-Extra	B 361-Extra
B 34,50-Extra	B 59-Extra	B 84-Extra	B 109-Extra	B 134-Extra	B 165-Extra	B 200-Extra	B 249-Extra	B 364-Extra
B 35-Extra	B 60-Extra	B 85-Extra	B 110-Extra	B 135-Extra	B 166-Extra	B 201-Extra	B 250-Extra	B 366-Extra
B 36-Extra	B 61-Extra	B 86-Extra	B 111-Extra	B 136-Extra	B 167-Extra	B 204-Extra	B 252-Extra	B 394-Extra
B 37-Extra	B 62-Extra	B 87-Extra	B 112-Extra	B 138-Extra	B 168-Extra	B 205-Extra	B 253-Extra	B 433-Extra
B 38-Extra	B 63-Extra	B 88-Extra	B 113-Extra	B 140-Extra	B 169-Extra	B 208-Extra	B 255-Extra	
B 39-Extra	B 64-Extra	B 89-Extra	B 112,50-Extra	B 142-Extra	B 170-Extra	B 210-Extra	B 256-Extra	
B 40-Extra	B 65-Extra	B 90-Extra	B 114-Extra	B 144-Extra	B 172-Extra	B 212-Extra	B 257-Extra	
B 41-Extra	B 66-Extra	B 91-Extra	B 115-Extra	B 145-Extra	B 173-Extra	B 214-Extra	B 258-Extra	
B 42-Extra	B 67-Extra	B 92-Extra	B 116-Extra	B 146-Extra	B 174-Extra	B 215-Extra	B 259-Extra	
B 43-Extra	B 68-Extra	B 93-Extra	B 117-Extra	B 147-Extra	B 175-Extra	B 217-Extra	B 260-Extra	

# EXTRA



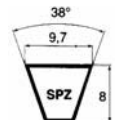
## C SECTION

Code (in)	Code (in)	Code (in)	Code (in)	Code (in)	Code (in)	Code (in)	Code (in)	Code (in)
C 43-Extra	C 66-Extra	C 89-Extra	C 112-Extra	C 134-Extra	C 157-Extra	C 183-Extra	C 220-Extra	C 276-Extra
C 44-Extra	C 67-Extra	C 90-Extra	C 112,50-Extra	C 135-Extra	C 158-Extra	C 184-Extra	C 222-Extra	C 280-Extra
C 45-Extra	C 68-Extra	C 91-Extra	C 113-Extra	C 136-Extra	C 159-Extra	C 185-Extra	C 223-Extra	C 285-Extra
C 46-Extra	C 69-Extra	C 92-Extra	C 114-Extra	C 137-Extra	C 160-Extra	C 186-Extra	C 225-Extra	C 289-Extra
C 47-Extra	C 70-Extra	C 93-Extra	C 115-Extra	C 138-Extra	C 161,50-Extra	C 187-Extra	C 228-Extra	C 295-Extra
C 48-Extra	C 71-Extra	C 94-Extra	C 116-Extra	C 139-Extra	C 162-Extra	C 188-Extra	C 230-Extra	C 297-Extra
C 49-Extra	C 72-Extra	C 95-Extra	C 117-Extra	C 140-Extra	C 163-Extra	C 189-Extra	C 235-Extra	C 300-Extra
C 50-Extra	C 73-Extra	C 96-Extra	C 118-Extra	C 141-Extra	C 164-Extra	C 190-Extra	C 236-Extra	C 303-Extra
C 51-Extra	C 74-Extra	C 97-Extra	C 119-Extra	C 142-Extra	C 165-Extra	C 192-Extra	C 238-Extra	C 314-Extra
C 52-Extra	C 75-Extra	C 98-Extra	C 120-Extra	C 143-Extra	C 166-Extra	C 193-Extra	C 240-Extra	C 316-Extra
C 53-Extra	C 76-Extra	C 99-Extra	C 121-Extra	C 144-Extra	C 167-Extra	C 194-Extra	C 246-Extra	C 330-Extra
C 54-Extra	C 77-Extra	C 100-Extra	C 122-Extra	C 145-Extra	C 168-Extra	C 195-Extra	C 248-Extra	C 336-Extra
C 55-Extra	C 78-Extra	C 101-Extra	C 123-Extra	C 146-Extra	C 169-Extra	C 196-Extra	C 250-Extra	C 345-Extra
C 56-Extra	C 79-Extra	C 102-Extra	C 124-Extra	C 147-Extra	C 170-Extra	C 197-Extra	C 253-Extra	C 360-Extra
C 57-Extra	C 80-Extra	C 103-Extra	C 125-Extra	C 148-Extra	C 172-Extra	C 198-Extra	C 255-Extra	C 375-Extra
C 58-Extra	C 81-Extra	C 104-Extra	C 126-Extra	C 149-Extra	C 173-Extra	C 204-Extra	C 256-Extra	C 394-Extra
C 59-Extra	C 82-Extra	C 105-Extra	C 127-Extra	C 150-Extra	C 174-Extra	C 205-Extra	C 258-Extra	C 420-Extra
C 60-Extra	C 83-Extra	C 106-Extra	C 128-Extra	C 151-Extra	C 176-Extra	C 208-Extra	C 260-Extra	C 424-Extra
C 61-Extra	C 84-Extra	C 107-Extra	C 129-Extra	C 152-Extra	C 177-Extra	C 210-Extra	C 261-Extra	C 440-Extra
C 62-Extra	C 85-Extra	C 108-Extra	C 130-Extra	C 153-Extra	C 178-Extra	C 212-Extra	C 265-Extra	
C 63-Extra	C 86-Extra	C 109-Extra	C 131-Extra	C 154-Extra	C 179-Extra	C 214-Extra	C 267-Extra	
C 64-Extra	C 87-Extra	C 110-Extra	C 132-Extra	C 155-Extra	C 180-Extra	C 215-Extra	C 268-Extra	
C 65-Extra	C 88-Extra	C 111-Extra	C 133-Extra	C 156-Extra	C 182-Extra	C 216-Extra	C 270-Extra	



## D SECTION

Code (in)	Code (in)	Code (in)	Code (in)	Code (in)	Code (in)	Code (in)	Code (in)	Code (in)
D 120-Extra	D 126-Extra	D 144-Extra	D 158-Extra	D 240-Extra	D 267-Extra	D 315-Extra	D 390-Extra	
D 122-Extra	D 130-Extra	D 146-Extra	D 210-Extra	D 250-Extra	D 282-Extra	D 330-Extra		
D 124-Extra	D 142-Extra	D 156-Extra	D 225-Extra	D 255-Extra	D 285-Extra	D 345-Extra		

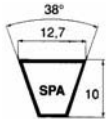


## SPZ SECTION

Code (mm)	Code (mm)	Code (mm)	Code (mm)	Code (mm)	Code (mm)	Code (mm)	Code (mm)	Code (mm)
SPZ 587-Extra	SPZ 772-Extra	SPZ 925-Extra	SPZ 1087-Extra	SPZ 1262-Extra	SPZ 1462-Extra	SPZ 1700-Extra	SPZ 1962-Extra	SPZ 2287-Extra
SPZ 607-Extra	SPZ 787-Extra	SPZ 937-Extra	SPZ 1112-Extra	SPZ 1270-Extra	SPZ 1487-Extra	SPZ 1737-Extra	SPZ 1987-Extra	SPZ 2360-Extra
SPZ 612-Extra	SPZ 800-Extra	SPZ 950-Extra	SPZ 1120-Extra	SPZ 1287-Extra	SPZ 1500-Extra	SPZ 1750-Extra	SPZ 2000-Extra	SPZ 2437-Extra
SPZ 630-Extra	SPZ 812-Extra	SPZ 962-Extra	SPZ 1137-Extra	SPZ 1312-Extra	SPZ 1512-Extra	SPZ 1762-Extra	SPZ 2019-Extra	SPZ 2487-Extra
SPZ 637-Extra	SPZ 825-Extra	SPZ 975-Extra	SPZ 1147-Extra	SPZ 1320-Extra	SPZ 1537-Extra	SPZ 1787-Extra	SPZ 2037-Extra	SPZ 2500-Extra
SPZ 662-Extra	SPZ 837-Extra	SPZ 987-Extra	SPZ 1150-Extra	SPZ 1337-Extra	SPZ 1562-Extra	SPZ 1800-Extra	SPZ 2062-Extra	SPZ 2540-Extra
SPZ 670-Extra	SPZ 850-Extra	SPZ 1000-Extra	SPZ 1162-Extra	SPZ 1347-Extra	SPZ 1587-Extra	SPZ 1812-Extra	SPZ 2087-Extra	SPZ 2650-Extra
SPZ 687-Extra	SPZ 862-Extra	SPZ 1012-Extra	SPZ 1180-Extra	SPZ 1362-Extra	SPZ 1600-Extra	SPZ 1837-Extra	SPZ 2120-Extra	SPZ 2800-Extra
SPZ 710-Extra	SPZ 875-Extra	SPZ 1024-Extra	SPZ 1187-Extra	SPZ 1387-Extra	SPZ 1612-Extra	SPZ 1850-Extra	SPZ 2137-Extra	SPZ 3000-Extra
SPZ 722-Extra	SPZ 887-Extra	SPZ 1037-Extra	SPZ 1202-Extra	SPZ 1400-Extra	SPZ 1637-Extra	SPZ 1862-Extra	SPZ 2160-Extra	SPZ 3150-Extra
SPZ 737-Extra	SPZ 900-Extra	SPZ 1047-Extra	SPZ 1212-Extra	SPZ 1412-Extra	SPZ 1650-Extra	SPZ 1887-Extra	SPZ 2187-Extra	SPZ 3350-Extra
SPZ 750-Extra	SPZ 912-Extra	SPZ 1060-Extra	SPZ 1237-Extra	SPZ 1420-Extra	SPZ 1662-Extra	SPZ 1900-Extra	SPZ 2240-Extra	SPZ 3550-Extra
SPZ 762-Extra	SPZ 922-Extra	SPZ 1077-Extra	SPZ 1250-Extra	SPZ 1437-Extra	SPZ 1687-Extra	SPZ 1937-Extra	SPZ 2262-Extra	

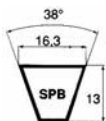






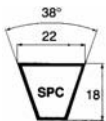
SPA SECTION

Code (mm)	Code (mm)	Code (mm)	Code (mm)	Code (mm)	Code (mm)	Code (mm)	Code (mm)	Code (mm)
SPA 657-Extra	SPA 932-Extra	SPA 1180-Extra	SPA 1425-Extra	SPA 1657-Extra	SPA 1907-Extra	SPA 2240-Extra	SPA 2650-Extra	SPA 3150-Extra
SPA 707-Extra	SPA 950-Extra	SPA 1207-Extra	SPA 1432-Extra	SPA 1682-Extra	SPA 1925-Extra	SPA 2282-Extra	SPA 2682-Extra	SPA 3182-Extra
SPA 732-Extra	SPA 957-Extra	SPA 1232-Extra	SPA 1450-Extra	SPA 1700-Extra	SPA 1932-Extra	SPA 2300-Extra	SPA 2732-Extra	SPA 3250-Extra
SPA 757-Extra	SPA 982-Extra	SPA 1250-Extra	SPA 1457-Extra	SPA 1707-Extra	SPA 1957-Extra	SPA 2307-Extra	SPA 2782-Extra	SPA 3282-Extra
SPA 782-Extra	SPA 1000-Extra	SPA 1257-Extra	SPA 1482-Extra	SPA 1732-Extra	SPA 1982-Extra	SPA 2332-Extra	SPA 2800-Extra	SPA 3350-Extra
SPA 800-Extra	SPA 1007-Extra	SPA 1272-Extra	SPA 1500-Extra	SPA 1750-Extra	SPA 2000-Extra	SPA 2360-Extra	SPA 2832-Extra	SPA 3382-Extra
SPA 807-Extra	SPA 1032-Extra	SPA 1282-Extra	SPA 1507-Extra	SPA 1757-Extra	SPA 2032-Extra	SPA 2382-Extra	SPA 2847-Extra	SPA 3550-Extra
SPA 832-Extra	SPA 1060-Extra	SPA 1307-Extra	SPA 1532-Extra	SPA 1782-Extra	SPA 2057-Extra	SPA 2432-Extra	SPA 2882-Extra	SPA 3650-Extra
SPA 850-Extra	SPA 1082-Extra	SPA 1320-Extra	SPA 1550-Extra	SPA 1800-Extra	SPA 2082-Extra	SPA 2482-Extra	SPA 2900-Extra	SPA 3750-Extra
SPA 857-Extra	SPA 1107-Extra	SPA 1332-Extra	SPA 1557-Extra	SPA 1807-Extra	SPA 2120-Extra	SPA 2500-Extra	SPA 2932-Extra	SPA 4000-Extra
SPA 882-Extra	SPA 1120-Extra	SPA 1357-Extra	SPA 1582-Extra	SPA 1832-Extra	SPA 2132-Extra	SPA 2532-Extra	SPA 2982-Extra	SPA 4250-Extra
SPA 900-Extra	SPA 1132-Extra	SPA 1382-Extra	SPA 1600-Extra	SPA 1857-Extra	SPA 2182-Extra	SPA 2582-Extra	SPA 3000-Extra	SPA 4500-Extra
SPA 907-Extra	SPA 1150-Extra	SPA 1400-Extra	SPA 1607-Extra	SPA 1882-Extra	SPA 2207-Extra	SPA 2607-Extra	SPA 3032-Extra	SPA 4750-Extra
SPA 925-Extra	SPA 1157-Extra	SPA 1407-Extra	SPA 1632-Extra	SPA 1900-Extra	SPA 2232-Extra	SPA 2632-Extra	SPA 3082-Extra	



SPB SECTION

Code (mm)	Code (mm)	Code (mm)	Code (mm)	Code (mm)	Code (mm)	Code (mm)	Code (mm)	Code (mm)
SPB 1250-Extra	SPB 1700-Extra	SPB 2020-Extra	SPB 2300-Extra	SPB 2580-Extra	SPB 2850-Extra	SPB 3250-Extra	SPB 4000-Extra	SPB 6000-Extra
SPB 1320-Extra	SPB 1750-Extra	SPB 2120-Extra	SPB 2360-Extra	SPB 2600-Extra	SPB 2900-Extra	SPB 3320-Extra	SPB 4250-Extra	SPB 6300-Extra
SPB 1400-Extra	SPB 1800-Extra	SPB 2150-Extra	SPB 2391-Extra	SPB 2650-Extra	SPB 2950-Extra	SPB 3350-Extra	SPB 4500-Extra	SPB 6700-Extra
SPB 1450-Extra	SPB 1860-Extra	SPB 2180-Extra	SPB 2410-Extra	SPB 2680-Extra	SPB 3000-Extra	SPB 3450-Extra	SPB 4750-Extra	SPB 7100-Extra
SPB 1500-Extra	SPB 1900-Extra	SPB 2240-Extra	SPB 2430-Extra	SPB 2720-Extra	SPB 3070-Extra	SPB 3550-Extra	SPB 5000-Extra	SPB 7500-Extra
SPB 1600-Extra	SPB 1950-Extra	SPB 2264-Extra	SPB 2500-Extra	SPB 2800-Extra	SPB 3150-Extra	SPB 3650-Extra	SPB 5300-Extra	SPB 8000-Extra
SPB 1650-Extra	SPB 2000-Extra	SPB 2280-Extra	SPB 2530-Extra	SPB 2840-Extra	SPB 3170-Extra	SPB 3750-Extra	SPB 5600-Extra	



SPC SECTION

Code (mm)	Code (mm)	Code (mm)	Code (mm)	Code (mm)	Code (mm)	Code (mm)	Code (mm)	Code (mm)
SPC 2000-Extra	SPC 2500-Extra	SPC 3150-Extra	SPC 4000-Extra	SPC 4750-Extra	SPC 6000-Extra	SPC 7500-Extra	SPC 9500-Extra	
SPC 2120-Extra	SPC 2650-Extra	SPC 3350-Extra	SPC 4100-Extra	SPC 5000-Extra	SPC 6300-Extra	SPC 8000-Extra	SPC 10000-Extra	
SPC 2240-Extra	SPC 2800-Extra	SPC 3550-Extra	SPC 4250-Extra	SPC 5300-Extra	SPC 6700-Extra	SPC 8500-Extra	SPC 10600-Extra	
SPC 2360-Extra	SPC 3000-Extra	SPC 3750-Extra	SPC 4500-Extra	SPC 5600-Extra	SPC 7100-Extra	SPC 9000-Extra		



# USEFUL FORMULAS AND CONVERSION TABLE

## SPEED

$$v = \frac{d_1 \cdot n_1}{19100}$$

$$n_1 = \frac{v \cdot 19100}{d_1}$$

$$d_1 = \frac{v \cdot 19100}{n_1}$$

v: peripheral speed [m/s]  
n<sub>1</sub>: rotation speed [RPM]  
d<sub>1</sub>: pulley diameter [mm]

## FORCE AND TORQUE

$$F_u = \frac{19,1 \cdot 10^6 P}{d_1 \cdot n_1}$$

$$F_u = \frac{2000 \cdot M_t}{d_1}$$

$$F_u = \frac{P \cdot 10^3}{d_1}$$

F<sub>u</sub>: peripheral force [N]  
M<sub>t</sub>: drive torque [Nm]  
P: power [kW]  
n<sub>1</sub>: rotation speed [RPM]  
d<sub>1</sub>: pulley diameter [mm]  
v: peripheral speed [m/s]

$$M_t = \frac{P \cdot 9550}{n_1}$$

$$M_t = \frac{F_u \cdot d_1}{2000}$$

$$M_t = \frac{P \cdot d_1}{2 V}$$

## POWER

$$P = \frac{F_u \cdot d_1 \cdot n_1}{19,1 \cdot 10^6}$$

$$P = \frac{M_t \cdot n_1}{9550}$$

$$P = \frac{F_u \cdot V}{1000}$$

P: power [kW]  
F<sub>u</sub>: peripheral force [N]  
M<sub>t</sub>: drive torque [Nm]  
n<sub>1</sub>: rotation speed [RPM]  
d<sub>1</sub>: pulley diameter [mm]

To convert from	to	multiply by
CV	HP	0,9863201
CV	kcal/h	63,24151
CV	W	735,4988
CV	kW	0,7354988
CV	kgf m/s	75
CV	lbf ft/s	542,476
HP	CV	1,01387
HP	kcal/h	641,1865
HP	W	745,6999
HP	kW	0,7456999
HP	kgf m/s	76,04022
HP	lbf ft/s	550
in	m	0,0254
in	cm	2,54
in	mm	25,4
in	ft	0,083
in <sup>2</sup>	m <sup>2</sup>	0,00064516
in <sup>2</sup>	cm <sup>2</sup>	6,4516
in <sup>2</sup>	mm <sup>2</sup>	645,16
in <sup>2</sup>	ft <sup>2</sup>	0,006944444
in <sup>3</sup>	m <sup>3</sup>	1,63871 10 <sup>-5</sup>
in <sup>3</sup>	cm <sup>3</sup>	16,38706
in <sup>3</sup>	mm <sup>3</sup>	16387,06
in <sup>3</sup>	ft <sup>3</sup>	0,000578704

To convert from	to	multiply by
J	CV h	3,77673 10 <sup>-7</sup>
J	HP h	3,72506 10 <sup>-7</sup>
J	kW h	2,77778 10 <sup>-7</sup>
kg	lb	2,204623
kgf	N	9,80665
kgf	lbf	2,204623
kgf m/s	CV	0,01333333
kgf m/s	W	9,80665
kgf m/s	kW	0,00980665
kW	CV	1,359622
kW	kcal/h	859,8452
kW	W	1000
kW	kgf m/s	101,9716
kW	lbf ft/s	737,5621
lb	kg	0,4535924
lb	kgf	0,4535924
lb	N	4,448222
N	kgf	0,1019716
N	lbf	0,2248089
W	CV	0,001359622
W	HP	0,001341022
W	kcal/h	0,8598452
W	kW	0,001
W	kgf m/s	0,1019716
W	lbf ft/s	0,7375621



The data given in this catalogue are updated at the day of printing and are not intended as a guarantee: Megadyne S.p.A. reserve the right to modify the characteristics of the belts described herein without any prior notice.

Printed by  
**Camedda & C. - Turin**

Edition March 2009