



The First in Synthetics®

# BOSCH Wiper Blades

	Page(s)
Wiper Blade Quick-Reference Guide	2
Wiper Blade Adapters	2
<b>Car, Light Truck and Van Applications</b>	<b>3 - 21</b>
Buyer's Guide	22 - 23
Brand Cross-Reference Guide	23

## Bosch Micro Edge Excel Blades ... for Superior Wiping Performance, Styling and Fit

*Bosch Micro Edge Excel Wiper Blades offer consistently superior wiping performance through miles and miles of inclement driving conditions. No other blades feature all these qualities:*

- A pre-installed universal adapter which fits 99% of applications without removal
- Aerodynamic, low-profile superstructure
- Pre-stressed tension springs
- Balance beam design
- Multi-point suspension system
- Special Bosch blended rubber
- Halogen-hardened wiping surface
- Graphite-coated wiping element for low noise operation
- Plastic lined joints - no metal-to-metal contact

*Bosch Micro Edge Excel solves these wiping problems:*

- Difficult blade installation and subsequent removal
- Blade lift-off at high speeds and in strong head winds
- Smearing and streaking on both forward and reverse strokes
- Premature rubber fatigue caused by abrasion, temperature extremes, UV light, ozone, acid rain and road salt
- Noisy operation



Bosch Wiper Blades are used as original equipment by the following vehicle manufacturers:

**ALFA-ROMEO**

**AUDI**

**BMW**

**DAIMLER-CHRYSLER**

**FERRARI**

**FORD**

**FREIGHTLINER**

**GM**

**HONDA**

**MACK**

**NISSAN**

**SAAB**

**PORSCHE**

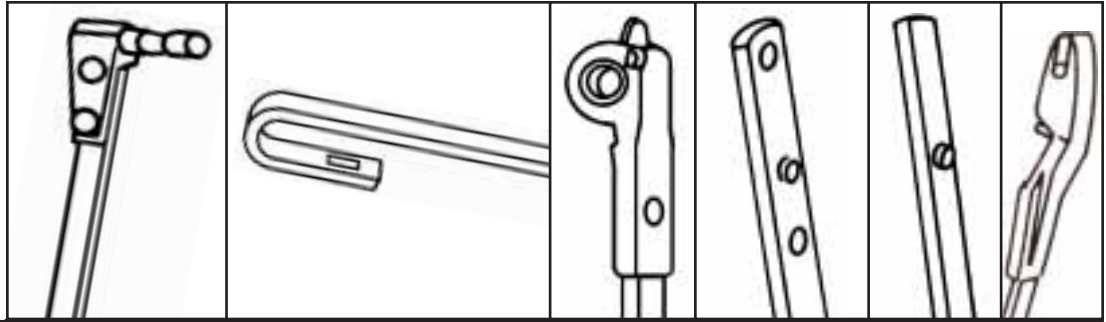
**VOLKSWAGON**

**VOLVO**

**WESTERN STAR**

**WHITE GMC**

# Quick Reference Guide



Micro Edge Excel	Blade Length		Pin Arm		Hook Arm				Pin Blade	Side Saddle	Bayonet	SEV
	Inches	mm	4.8mm 3/16"	6.35mm 1/4"	9x3	9x4	Audi	8mm		7mm	7mm	
40916	16.7	425	U1*		U1*						U1*, U+	†
40917	16.7	425			U1*				Pin, U1*	U1*, QX		†
40918	18	450	U1*		U1*						U1*, U+	†
40919	19	475	U1*		U1*	U1*				U1*, QX		†
40920	20	500	U1*	U2	U1*	U1*		S9				†
40921	21	530			U2*	U2*	U2*			U2*, QX		†
40922	22	550		U2*	U2*	U2*						
40924	24	600		U2*	U2*	U2*						
40928	28	700				H15*						


\* Adapter is pre-installed on the wiper blade

† If SEV adapter replacement is required, contact BOSCH to obtain part number 3 392 390 359.

All Adapters are included with each blade, and each is labeled according to its part number.

**Note:** If the blade length desired is not offered for the wiper arm illustrated, it is permissible to use blades that are either one inch shorter or up to two inches longer than the original equipment blade if clearances on the vehicle have been checked.

## Wiper Blade Mounting Information - Universal Adapter



Bosch Micro Edge and Micro Edge Excel Wiper Blades are now using a newly engineered adapter system, which widely eliminates the need to select and install the proper adapter for a specific wiper arm configuration. Most wiper blades are now equipped with a universal adapter, which, on average is used for 99% of all applications.

The universal adapter is pre-installed and accommodates various sizes of hook arms and pin arms. Side saddle and bayonet arms are also covered with the universal adapter by use of an additional adapter.

# BOSCH

## Wiper Blades

# Cars, Light Trucks and Vans

Make/Model/Year	Blade Length	Micro Edge Excel	Included Adapter
<b>ACURA</b>			
<b>CL Series</b>			
2002-01	Driver's Side 24"	B40924	U2*/H14
	Passenger's Side 19"	B40919	U1*
1999 - 97	Driver's Side 24"	B40924	U2*/H14
	Passenger's Side 19"	B40919	U1*
<b>Integra</b>			
2001 - 94	Driver's Side 22"	B40922	U2*
	Passenger's Side 18"	B40918	U1*
	Rear 19"	B40919	U1*
1993 - 90	Driver's Side 20"	B40920	U1*
	Passenger's Side 19"	B40919	U1*
	Rear 19"	B40919	U1*
1989 - 86	Front 19"	B40919	U1*
	Rear 18"	B40918	U1*
<b>Legend</b>			
1995 - 91	Driver's Side 22"	B40922	U2*
	Passenger's Side 19"	B40919	U1*
<b>MDX</b>			
2002 - 01	Driver's Side 24"	B40924	U2*/H14
	Passenger's Side 21"	B40921	U2*
<b>NSX</b>			
2000 - 91	All 22"	B40922	U2*
<b>RL Series</b>			
2002 - 96	Driver's Side 22"	B40922	U2*
	Passenger's Side 19"	B40919	U1*
<b>RSX Series</b>			
2002	Driver's Side 24"	B40924	U2*
	Passenger's Side 20"	B40920	U1*
	Rear 20"	B40920	U1*
<b>SLX</b>			
1999 - 96	Front 20"	B40920	U1*
<b>TL Serie</b>			
2002 - 95	Driver's Side 24"	B40924	U2*/H14
	Passenger's Side 19"	B40919	U1*
<b>Vigor</b>			
1994 - 92	Driver's Side 24"	B40924	U2*/H14
	Passenger's Side 19"	B40919	U1*
<b>ALFA ROMEO</b>			
<b>164</b>			
1995 - 94	All 21"	B40921	U2*
1993 - 91	All 21"	B40921	U2*
<b>GTV-6</b>			
1986 - 81	All 18"	B40918	U1*
<b>GT Veloce</b>			
1970 - 69	1/69 on 16"	B40916	
<b>Milano</b>			
1989 - 87	All 18"	B40918	U1*
<b>Spider</b>			
1994 - 86	9/85 on 16"	B40916	U1*
<b>Sport Sedan, Sprint Veloce</b>			
1980 - 79	All 16"	B40916	U1*
<b>AMERICAN MOTORS</b>			
<b>Ambassador</b>			
1974 - 70	All 16"	B40916	U1*1U+
<b>AMX</b>			
1980 - 78	All 18"	B40918	U1*1U+
1974 - 68	All 18"	B40918	U1*1U+
<b>Concord</b>			
1983	Front 18"	B40918	U1*1U+
1982 - 80	Front 18"	B40918	U1*1U+
	Rear 16"	B40916	U1*1U+
1979 - 78	Front 18"	B40918	U1*1U+

Make/Model/Year	Blade Length	Micro Edge Excel	Included Adapter
<b>AMERICAN MOTORS (continued)</b>			
<b>Eagle</b>			
1988 - 80	Front 18"	B40918	U1*1U+
	Rear 16"	B40916	U1*1U+
<b>Gremlin</b>			
1978	All 18"	B40918	U1*1U+
1977 - 73	All 16"	B40916	U1*1U+
1972 - 70	All 18"	B40918	U1*1U+
<b>Hornet</b>			
1977 - 73	All 16"	B40916	U1*1U+
1972 - 70	All 18"	B40918	U1*1U+
<b>Javelin</b>			
1974 - 70	All 18"	B40918	U1*1U+
<b>Matador</b>			
1978 - 71	All 16"	B40916	U1*1U+
<b>Pacer</b>			
1980 - 75	Front 18"	B40918	U1*1U+
	Rear 16"	B40916	U1*1U+
<b>Spirit</b>			
1983 - 79	Front 18"	B40918	U1*1U+
	Rear 16"	B40918	U1*1U+
<b>AUDI</b>			
<b>80, 90</b>			
1995 - 88	All 21"	B40921	U2*
<b>100, 200</b>			
1994 - 92	Front 22"	B40922	U2*
	Rear 18"	B40918	U1*
1977 - 70	100 LS, GL 16"	B40916	U1*
<b>4000</b>			
1987 - 85	Front 21"	B40921	U2*
	Rear 18"	B40918	U1*
1984 - 79	All 18"	B40918	U1*
<b>5000</b>			
1988 - 84	All 21"	B40921	U2*
1983 - 78	All 18"	B40918	U1*
<b>A4, S4</b>			
2001 - 96	All 21"	B40921	U2*
<b>A4 Avant</b>			
2001 - 98	Front 21"	B40921	U2*
<b>A6, S6</b>			
2002 - 98	Driver's Side 22"	B40922	U2*
1997 - 95	Front 22"	B40922	U2*
	Rear 18"	B40918	U1*
<b>A8, S8</b>			
2002 - 97	Driver's Side 22"	B40922	U2*
<b>Allroad Quattro</b>			
2001	Driver's Side 22"	B40922	U2*
<b>Cabrio</b>			
1998 - 94	All 21"	B40921	U2*
<b>Coupe</b>			
1991 - 90	All 22"	B40922	U2*
1987	Front 21"	B40921	U2*
1986 - 85	Front 21"	B40921	U2*
	Rear 18"	B40918	U1*
1984 - 81	Front 18"	B40918	U1*
	Rear 18"	B40918	U1*
<b>Fox</b>			
1978 - 73	Front 16"	B40916	U1*
	Rear 16"	B40916	U1*
<b>Quattro Coupe</b>			
1985 - 84	Front 21"	B40921	U2*
	Rear 18"	B40918	U1*
1983	Front 18"	B40918	U1*
	Rear 18"	B40918	U1*

\*Adapter Pre-Installed

- Optional adapter: OE P/No. B43000 (QX, for use with U1)
- Requires separate adapter OE P/No. B43000 (QX).

3. OE adapter replacement P/No. 3 392 390 359.

4. OE P/No. 3 392 390 225 (S8) required.

5. Hood clearance must exceed 1 5/8" (42mm) for installation.

Make/Model/Year	Blade Length	Micro Edge Excel	Included Adapter
<b>AUDI (continued)</b>			
<b>Super 90</b>			
1972 - 70 All	16"	B40916	U1*
<b>TT</b>			
2002 - 00 All	21"	B40921	U2*
<b>V8 Quattro</b>			
1994 - 92 All	22"	B40922	U2*
1991 - 90 All	21"	B40921	U2*
<b>BMW</b>			
<b>2800 CS</b>			
1971 - 69 All	16"	B40916	
<b>3.0CS, 3.0CSi</b>			
1976 - 74 All	18"	B40918	U1*
1973 - 71	5/71 on 16"	B40916	U1*
<b>318i, 318is</b>			
1998 - 92	Driver's Side 21"	B40921	U2*
	Passenger's Side 20"	B40920	U1*
1991	All 20"	B40920	U1*
1985 - 83 All	20"	B40920	U1*
<b>318ti</b>			
1998 - 95	Front 20"	B40920	U1*
	Rear 18"	B40918	U1*
<b>320i</b>			
1983 - 79	1.8L 7/79 on 18"	B40918	U1*
1979 - 77	2.0L to 3/79 17"	B40917	Pin
<b>325e, eS, i, iC, iS, iX</b>			
1995 - 92	Driver's Side 21"	B40921	U2*
	Passenger's Side 20"	B40920	U1*
1991 - 84 All	20"	B40920	U1*
<b>328i, iS, Ci</b>			
1998 - 96	Driver's Side 21"	B40921	U2*
	Passenger's Side 20"	B40920	U1*
<b>5 Series</b>			
1988 - 79	4/79 on 18"	B40918	U1*
1979 - 76	To 3/79 17"	B40917	Pin
1975	All 18"	B40918	U1*
<b>6 Series</b>			
1988 - 79	4/79 on 18"	B40918	U1*
1979 - 77	To 3/79 17"	B40917	Pin
<b>7 Series</b>			
1987 - 79	4/79 on 18"	B40918	U1*
<b>M3</b>			
1999 - 95	Driver's Side 21"	B40921	U2*
	Passenger's Side 20"	B40920	U1*
1991 - 87 All	20"	B40920	U1*
<b>M5</b>			
1988 - 87	Driver's Side 20"	B40920	U1*
	Passenger's Side 18"	B40918	U1*
<b>X5</b>			
2002 - 00	Driver's Side 24"	B40924	U2*/H12
	Passenger's Side 22"	B40922	U2*
<b>Z3</b>			
2002 - 96 All	20"	B40920	U1*
<b>BUICK</b>			
<b>Century</b>			
2002 - 97	Front 22"	B40922	U2*
1996 - 97	Front 18"	B40918	U1*
	Rear 16"	B40916	U1*
1981 - 78 All	18"	B40918	U1*
1977 - 73 All	16"	B40916	U1*
<b>Electra, Park Avenue, Ultra</b>			
1999 - 91 All	22"	B40922	U2*
1990 - 85 All	19"	B40919	U1*
1984 - 70 All	18"	B40918	U1*

Make/Model/Year	Blade Length	Micro Edge Excel	Included Adapter
<b>BUICK (continued)</b>			
<b>Estate Wagon</b>			
1990 - 70 All	18"	B40918	U1*
<b>LeSabre, Centurion</b>			
2002 - 92 All	22"	B40922	U2*
1991 - 86 All	19"	B40919	U1*
1985 - 70 All	18"	B40918	U1*
<b>Park Avenue</b>			
2002 All	22"	B40922	U2*
<b>Reatta, Riviera</b>			
1999 - 95 All	22"	B40922	U2*
1993 - 86 All	19"	B40919	U1*
1985 - 70 All	18"	B40918	U1*
<b>Regal</b>			
2002 - 98 All	22"	B40922	U2*
1997	Early 20"	B40920	U2
	Late (1997 fi Model) 22"	B40922	U2*
1996 - 88 All	20"	B40920	U2
1987 - 78 All	18"	B40918	U1*
1977 - 73 All	16"	B40916	U1*
<b>Rendezvous</b>			
2002	Driver's Side 24"	B40924	U2*/H14
	Passenger's Side 22"	B40922	U2*
	Rear 16"	B40916	U1*
<b>Roadmaster</b>			
1996 - 91	Front 22"	B40922	U2*
	Rear 16"	B40916	U1*
<b>Skyhawk</b>			
1989 - 75 All	16"	B40916	U1*
<b>Skylark, Special, Apollo</b>			
1999 - 86 All	19"	B40919	U1*
1985 - 81 All	18"	B40918	U1*
1980 - 70 All	16"	B40916	U1*
<b>Somerset</b>			
1987 - 85 All	19"	B40919	U1*
<b>CADILLAC</b>			
<b>Allante</b>			
1993 - 87 All	20"	B40920	U1*
<b>Calais</b>			
1976 - 70 All	18"	B40918	U1*
<b>Catera</b>			
2001 - 97	Driver's Side 24"	B40924	U2*/H12
	Passenger's Side 19"	B40919	U1*
<b>Cimarron</b>			
1988 - 82 All	16"	B40916	U1*
<b>CTS</b>			
2002	Driver's Side 22"	B40922	U2*
	Passenger's Side 21"	B40921	U2*
<b>DeVille, DeVille Concours</b>			
2002 - 91 All	22"	B40922	U2*
1990 - 85 All	19"	B40919	U1*
1984 - 70 All	18"	B40918	U1*
<b>Eldorado</b>			
2002 - 92 All	22"	B409225	U2*
1991 - 86 All	19"	B40919	U1*
1985 - 70 All	18"	B40918	U1*
<b>Escalade</b>			
2002	Front 22"	B40922	U2*
	Rear 16"	B40916	U1*
2001 - 99	Front 18"	B40918	U1*
<b>Fleetwood (FWD)</b>			
1996 - 91 All	22"	B40922	U2*
1990 - 85 All	19"	B40919	U1*
1984 - 70 All	18"	B40918	U1*

\*Adapter Pre-Installed

- Optional adapter: OE P/No. B43000 (QX, for use with U1)
- Requires separate adapter OE P/No. B43000 (QX).

3. OE adapter replacement P/No. 3 392 390 359.

4. OE P/No. 3 392 390 225 (S8) required.

5. Hood clearance must exceed 1 5/8" (42mm) for installation.

Make/Model/Year	Blade Length	Micro Edge Excel	Included Adapter
<b>CADILLAC (continued)</b>			
<b>Fleetwood (RWD)</b>			
1996 - 93 All	22"	B40922	U2*
1992 - 70 All	18"	B40918	U1*
<b>Seville</b>			
2002 - 92 All	22"	B40922s	U2*
1991 - 86 All	19"	B40919	U1*
1985 - 75 All	18"	B40918	U1*
<b>CHEVROLET</b>			
<b>Astro</b>			
2002 - 85 Front	18"	B40918	U1*
Rear	13"	B40913	U1*
<b>Avalanche</b>			
2002 Front	22"	B40922	U2*
<b>Beretta, Corsica</b>			
1996 - 91 All	19"	B40919	U1*
1990 - 88 All	19"	B40919	U1*
<b>Blazer (C, K Series)</b>			
1999 - 95 Front	20"	B40920	U1*
1994 - 92 Front	18"	B40918	U1*
1991 - 85 All	16"	B40916	U1*
1984 - 73 All	16"	B40916	U1*1 U+
<b>Blazer (S Series)</b>			
2002 - 95 Front	20"	B40920	U1*
1994 - 89 Front	16"	B40916	U1*
1988 - 83 All	16"	B40916	U1*
<b>Camaro</b>			
2002 - 98 Front	24"	B40924	U2*
1992 - 82 Front & Rear	18"	B40918	U1*
1976 - 70 With Exposed Blades	16"	B40916	U1*
<b>Caprice, Biscayne, BelAir</b>			
1996 - 91 Front	22"	B40922	U2*
Rear	16"	B40916	U1*
1990 - 71 All	18"	B40918	U1*
<b>Cavalier</b>			
2002 - 95 Driver's Side	22"	B40922	U2*
Passenger's Side	17"	B40917	U1*
1994 - 82 All	16"	B40916	U1*
<b>Celebrity</b>			
1990 - 84 Front	18"	B40918	U1*
Wagon Rear	16"	B40916	U1*
<b>Chevette</b>			
1987 - 76 Front & Rear	16"	B40916	U1*
<b>Citation</b>			
1985 - 80 All	18"	B40918	U1*
<b>Corvette</b>			
2002 - 97 Front	22"	B40922	U2*
1982 - 70 All	16"	B40916	U1*
<b>El Camino</b>			
1988 - 78 All	18"	B40918	U1*
1977 - 70 All	16"	B40916	U1*1 U+
<b>Express (G Series Van)</b>			
2002 - 96 All	22"	B40922	U2*
<b>Impala</b>			
2002 - 00 All	22"	B40922	U2*
1996 - 95 Front	22"	B40922	U2*
Rear	16"	B40916	U1*
1985 - 71 All	18"	B40918	U1*
<b>Lumina</b>			
2000 - 95 All	22"	B40922	U2*
1994 - 90 All	20"	B40920	U2
<b>Lumina APV</b>			
1996 - 90 Front	24"	B40924	U2*
<b>LUV</b>			
1982 - 81 All	18"	B40918	U1*1 U+

Make/Model/Year	Blade Length	Micro Edge Excel	Included Adapter
<b>CHEVROLET (continued)</b>			
<b>Malibu</b>			
2002 - 97 Driver's Side	22"	B40922	U2*
Passenger's Side	19"	B40919	U1*
1983 - 78 All	18"	B40918	U1*
<b>Metro</b>			
2000 - 98 Driver's Side	20"	B40920	U1*
Passengers Side	19"	B40919	U1*
<b>Monte Carlo</b>			
2002 - 00 All	22"	B40922	U2*
1999 - 95 All	22"	B40922	U2*
1988 - 78 All	18"	B40918	U1*
1977 - 70 All	16"	B40916	U1*
<b>Monza</b>			
1980 - 75 All	16"	B40916	U1*1 U+
<b>Nova</b>			
1988 - 85 All	17"	B40917	QX/Q7
1979 - 70 All	16"	B40916	U1*
<b>Pickup (C, K Series)</b>			
2002 - 99 All (exc. Silverado)	18"	B40918	U1*
1998 - 91 All	18"	B40918	U1*
1990 All (exc. C, K3500)	18"	B40918	U1*
C, K3500	16"	B40916	U1*
1989 - 88 All	18"	B40918	U1*
1987 - 85 All	16"	B40916	U1*
1984 - 73 All	16"	B40916	U1*
<b>Pickup (S Series)</b>			
2002 - 95 All	20"	B40920	U1*
1994 - 82 All	16"	B40916	U1*
<b>Prizm</b>			
2002 - 98 Driver's Side	20"	B40920	U1*
Passenger's Side	18"	B40918	U1*
<b>Silverado</b>			
2002 - 98 All	20"	B40920	U2*
<b>Silverado HD</b>			
2002 - 01 All	22"	B40920	U2*
<b>Spectrum</b>			
1988 - 85 Front	18"	B40918	U1*
<b>Sprint</b>			
1988 - 85 Front	17"	B40917	QX/Q7
<b>Suburban</b>			
2002 - 00 Front	22"	B40922	U2*
Rear	16"	B40916	U1*
1999 - 95 Front	18"	B40918	U1*
1994 - 92 All	18"	B40918	U1*
1991 - 85 All	16"	B40916	U1*
1984 - 73 All	16"	B40916	U1*1 U+
<b>Tahoe</b>			
2002 - 00 Front	22"	B40922	U2*
Rear	16"	B40916	U1*
1999 - 95 Front	18"	B40918	U1*
<b>Tracker</b>			
2002 - 99 Front	19"	B40919	U1*
1998 Front	17"	B40917	U1*
<b>Trailblazer</b>			
2002 Front	22"	B40922	U2*
Rear	16"	B40916	U1*
<b>Van (G Series)</b>			
1995 - 93 All	18"	B40918	U1*
1992 - 84 All	16"	B40916	U1*
1983 - 65 All	16"	B40916	U1*1 U+
<b>Vega</b>			
1978 - 71 All	16"	B40916	U1*1 U+
<b>Venture</b>			
2002 - 97 Front	24"	B40924	U2*/H14
Rear	16"	B40916	U1*

\*Adapter Pre-Installed

- Optional adapter: OE P/No. B43000 (QX, for use with U1)
- Requires separate adapter OE P/ No. B43000 (QX).

3. OE adapter replacement P/No. 3 392 390 359.

4. OE P/No. 3 392 390 225 (S8) required.

5. Hood clearance must exceed 1 5/8" (42mm) for installation.

# BOSCH

## Wiper Blades

# Cars, Light Trucks and Vans

Make/Model/Year	Blade Length	Micro Edge Excel	Included Adapter
<b>CHRYSLER</b>			
<b>300M</b>			
2002 - 99	Driver's Side 24"	B40924	U2*/H14
	Passenger's Side 22"	B40922	U2*
<b>Cirrus</b>			
2000 - 95	All 22"	B40922	U2*
<b>Concorde</b>			
2002 - 98	Driver's Side 24"	B40924	U2*/H14
	Passenger's Side 22"	B40922	U2*
1997 - 95	w/o Washer Nozzle 24"	B40924	U2*/H14
1994 - 93	DS & PS w/24" blade 24"	B40924	U2*/H14
	Pass. w/22" blade 22"	B40922	U2*
<b>Cordoba</b>			
1983 - 75	All 18"	B40918	U1*
<b>E Class</b>			
1948 - 83	All 16"	B40916	U1*
<b>Fifth Avenue</b>			
1993 - 83	All 18"	B40918	U1*
<b>Imperial</b>			
1993 - 74	All 18"	B40918	U1*
1973 - 70	All 16"	B40916	U1*1 U+
<b>Laser</b>			
1986 - 84	All 18"	B40918	U1*
<b>Le Baron</b>			
1995 - 94	Convertible 20"	B40920	U1*
	Coupe 18"	B40918	U1*
1993 - 89	All 18"	B40918	U1*
1988 - 87	Coupe, Convertible 18"	B40918	U1*
	Exc. Coupe, Conv, GTS 16"	B40916	U1*
1988 - 85	GTS Front & Rear 18"	B40918	U1*
1986 - 82	Except GTS 16"	B40916	U1*
1981 - 80	Front 18"	B40918	U1*
	Rear 16"	B40916	U1*
1979 - 77	All 18"	B40918	U1*
<b>LHS, New Yorker, Newport, 300</b>			
2001 - 98	Driver's Side 24"	B40924	U2*/H14
	Passenger's Side 22"	B40922	U2*
1997 - 95	w/o Washer Nozzle 24"	B40924	U2*/H14
1994	DS & PS w/24" blade 24"	B40924	U2*/H14
	Pass. w/22" blade 22"	B40922	U2*
1993 - 88	All 18"	B40918	U1*
1987 - 83	All 16"	B40916	U1*
1982 - 74	All 18"	B40918	U1*
1973 - 70	All 16"	B40916	U1*1 U+
<b>Prowler</b>			
2001	Driver's Side 16"	B40916	U1*
	Passenger's Side 19"	B40919	U1*
<b>PT Cruiser</b>			
2002 - 00	Driver's Side 20"	B40920	U1*
	Passenger's Side 21"	B40921	U2*
	Rear 16"	B40916	U1*
<b>Sebring</b>			
2002	All 22"	B40922	U2*
<b>Sebring Convertible</b>			
2002 - 97	All 22"	B40922	U2*
1996	All 21"	B40921	U2*
<b>Sebring Coupe</b>			
2002	Driver's Side 24"	B40924	U2*
	Passenger's Side 21"	B40921	U2*
2001 - 95	Driver's Side 24"	B40924	U2*
	Passenger's Side 22"	B40922	U2*
<b>TC by Maserati</b>			
1991 - 89	All 18"	B40918	U1*

Make/Model/Year	Blade Length	Micro Edge Excel	Included Adapter
<b>CHRYSLER (continued)</b>			
<b>Town &amp; Country Van</b>			
2002 - 01	Front 28"	B40928	H15/U2*
	Rear 16"	B40916	U1*
2000 - 96	Front 28"	B40928	H15/U2*
	Rear 18"	B40918	U1*
1995	Front 22"	B40922	U2*
1994	Driver's Side 22"	B40922	U2*
	Passenger's Side 18"	B40918	U1*
	Rear (w/o Washer Nozzle) 18"	B40918	U1*
1993 - 91	Front 18"	B40918	U1*
	Rear 18"	B40918	U1*
1990	Front 18"	B40918	U1*
	Rear 16"	B40916	U1*
<b>Voyager</b>			
2002 - 01	Front 28"	B40928	H15/U2*
	Rear 16"	B40916	U1*
<b>DAEWOO</b>			
<b>Lanos</b>			
2002 - 99	Front 19"	B40919	U1*
	Rear 19"	B40919	U1*
<b>Leganza</b>			
2002 - 99	Driver's Side 22"	B40922	U2*
	Passenger's Side 19"	B40919	U1*
<b>Nubira</b>			
2002 - 00	Front 20"	B40920	U1*
1999	Front 20"	B40920	U1*
	Rear (Hatchback) 18"	B40918	U1*
<b>U100</b>			
2002	Driver's Side 24"	B40924	U2*
	Passenger's Side 19"	B40919	U1*
	Rear 15"	B40915	U1*
<b>DIAHATSU</b>			
<b>Charade</b>			
1992 - 88	All 19"	B40919	U1*
<b>Rocky</b>			
1992 - 90	Front 16"	B40916	U1*
<b>DE TOMASO</b>			
<b>Mangusta</b>			
2000	All 20"	B40920	U1*
<b>DELOREAN</b>			
<b>DMC 12</b>			
1982 - 81	All 20"	B40920	
<b>DODGE</b>			
<b>400, 600</b>			
1988 - 82	All 16"	B40916	U1*
<b>Aries</b>			
1989 - 87	Front 16"	B40916	U1*
1986 - 81	Front 16"	B40916	U1*
<b>Aspen</b>			
1980	Front 18"	B40918	U1*1 U+
	Wagon Rear 16"	B40916	U1*1 U+
1979 - 76	Front 18"	B40918	U1*1 U+
<b>Avenger</b>			
2000 - 95	Driver's Side 24"	B40924	U2*/H14
	Passenger's Side 22"	B40922	U2*

\*Adapter Pre-Installed

- Optional adapter: OE P/No. B43000 (QX, for use with U1)
- Requires separate adapter OE P/No. B43000 (QX).

3. OE adapter replacement P/No. 3 392 390 359.

4. OE P/No. 3 392 390 225 (S8) required.

5. Hood clearance must exceed 1 5/8" (42mm) for installation.



# BOSCH

## Wiper Blades

# Cars, Light Trucks and Vans

Make/Model/Year	Blade Length	Micro Edge Excel	Included Adapter
<b>DODGE (continued)</b>			
<b>Caravan</b>			
2002	Front 28"	B40928	H15/U2*
	Rear 16"	B40916	U1*
2000 - 96	Front 28"	B40928	H15/U2*
	Rear 18"	B40918	U1*
1995	Front 22"	B40922	U2*
1994	Driver's Side 22"	B40922	U2*
	Passenger's Side 18"	B40918	U1*
	Rear (w/o Washer Nozzle) 18"	B40918	U1*
1993 - 91	Front 18"	B40918	U1*
	Rear 18"	B40918	U1*
1990 - 84	Front 18"	B40918	U1*
	Rear 18"	B40918	U1*
<b>Challenger</b>			
1983 - 78	All 17"	B40917	Pin
1974 - 70	All 16"	B40916	U1*1 U+
<b>Charger</b>			
1987 - 82	Front 16"	B40916	U1*1 U+
	Rear 18"	B40918	U1*1 U+
1978 - 75	All 18"	B40918	U1*1 U+
1974 - 70	All 16"	B40916	U1*1 U+
<b>Colt</b>			
1994 - 93	Driver's Side 20"	B40920	U1*
	Passenger's Side 19"	B40919	U1*
1992 - 91	Driver's Side 20"	B40920	U1*
	Passenger's Side 16"	B40916	U1*
1990 - 89	Driver's Side 19"	B40919	QX/Q7
	Passenger's Side 17"	B40917	QX/Q7
1988 - 85	Driver's Side 19"	B40919	QX/Q7
	Hatchback Rear 16"	B40916	U1*1 U+
	Passenger's Side 17"	B40917	QX/Q7
1984 - 78	Front 17"	B40917	Pin
1977 - 71	All 16"	B40916	
<b>Coronet</b>			
1976 - 75	All 18"	B40918	U1*1 U+
1974 - 71	All 16"	B40916	U1*1 U+
1970	4 Door 16"	B40916	U1*1 U+
<b>Dakota</b>			
2002	Front 21"	B40921	U2*
2001	Driver's Side 21"	B40921	U2*
	Passenger's Side 20"	B40920	U1*
2000 - 97	All 20"	B40920	U1*
1996 - 87	All 18"	B40918	U1*
<b>Dart, Demon, Swinger</b>			
1976 - 72	Sport, Demon 16"	B40916	U1*1 U+
1971	All 16"	B40916	U1*1 U+
<b>Daytona</b>			
1993 - 84	All 18"	B40918	U1*
<b>Diplomat</b>			
1989 - 77	Front 18"	B40918	U1*
1985 - 80	Rear 16"	B40916	U1*
<b>Durango</b>			
2002	Front 21"	B40921	U2*
2001	Driver's Side 21"	B40921	U2*
	Passenger's Side 20"	B40920	U1*
	Rear 16"	B40916	U1*
2000 - 98	Front 20"	B40920	U1*
	Rear 16"	B40916	
<b>Dynasty</b>			
1993 - 88	All 18"	B40918	U1*
<b>Intrepid</b>			
2002 - 98	Driver's Side 24"	B40924	U2*/H14
	Passenger's Side 22"	B40922	U2*
1997 - 95	w/o Washer Nozzle 24"	B40924	U2*/H14
1994 - 93	DS & PS w/24" blade 24"	B40924	U2*/H14
	Pass. w/22" blade 22"	B40922	U2*

\*Adapter Pre-Installed

- Optional adapter: OE P/No. B43000 (QX, for use with U1)
- Requires separate adapter OE P/No. B43000 (QX).

Make/Model/Year	Blade Length	Micro Edge Excel	Included Adapter
<b>DODGE (continued)</b>			
<b>Lancer</b>			
1989 - 85	All 18"	B40918	U1*
<b>Magnum, Mirada, St. Regis</b>			
1982 - 78	All 18"	B40918	U1*
<b>Monaco, Polara</b>			
1992 - 90	All 20"	B40920	U1*
1978 - 74	All 18"	B40918	U1*
1973 - 70	All 16"	B40916	U1*1 U+
<b>Neon</b>			
2002 - 99	Driver's Side 22"	B40922	U2*
	Passenger's Side 19"	B40919	U1*
1998 - 95	Driver's Side 21"	B40921	U2*
	Passenger's Side 18"	B40918	U1*
<b>Omni</b>			
1990 - 78	Front 16"	B40916	U1*1 U+
	Rear 18"	B40918	U1*1 U+
<b>Raider</b>			
1990 - 87	Front 16"	B40916	U1*1 U+
<b>Ram 50, D-50 Pickup</b>			
1993 - 87	All 17"	B40917	Pin
1986 - 79	D-50 16"	B40916	U1*1 U+
<b>Ram Pickup (D, W Series)</b>			
2003-02	All 24"	B40924	U2*/H14
2001 - 94	All 20"	B40920	U1*
1993 - 88	All 18"	B40918	U1*
1987 - 69	D & W 18"	B40918	U1*1 U+
<b>Ramcharger</b>			
1993 - 88	All 18"	B40918	U1*
1987 - 83	All 18"	B40918	U1*1 U+
<b>Rampage</b>			
1984 - 82	All 16"	B40916	U1*1 U+
<b>Shadow</b>			
1994 - 87	All 18"	B40918	U1*
<b>Spirit</b>			
1995 - 89	All 18"	B40918	U1*
<b>Stealth</b>			
1996 - 91	Driver's Side 21"	B40921	U2*
	Passenger's Side 20"	B40920	U1*
	Rear 21"	B40921	U2*1 (QX)
<b>Stratus</b>			
2002	Driver's Side 24"	B40924	U2*
	Passenger's Side 21"	B40921	U2*
2001 - 95	All 22"	B40922	U2*
<b>Van, Ram Van (A, B Series)</b>			
2002 - 99	All 19"	B40919	U1*
1998 - 95	1995 - fi on 18"	B40918	U1*
1995 - 70	All 16"	B40916	U1*
1969 - 65	All 16"	B40916	U1*1 U+
<b>Viper, Viper GTS</b>			
2002 - 93	All 16"	B40916	U1*
<b>EAGLE</b>			
<b>Medallion</b>			
1989 - 88	Front 20"	B40920	U1*
	Rear 18"	B40918	- 3
<b>Premier</b>			
1992 - 88	All 20"	B40920	U1*
<b>Summit</b>			
1996 - 92	Sedan - Driver's Side 20"	B40920	U1*
	Sedan - Passenger Side 16"	B40916	U1*
	Wagon - Driver's Side 22"	B40922	U2*
	Wagon - Passenger's Side 18"	B40918	U1*
	Wagon - Rear 16"	B40916	U1*
1991	Driver's Side 20"	B40920	U1*
	Passenger's Side 16"	B40916	U1*
1990 - 89	Driver's Side 17"	B40917	QX/Q7
	Passenger's Side 17"	B40917	QX/Q7

3. OE adapter replacement P/No. 3 392 390 359.

4. OE P/No. 3 392 390 225 (S8) required.

5. Hood clearance must exceed 1 5/8" (42mm) for installation.

# BOSCH

## Wiper Blades

# Cars, Light Trucks and Vans

Make/Model/Year	Blade Length	Micro Edge Excel	Included Adapter
<b>EAGLE (continued)</b>			
<b>Valon</b>			
1998 - 95	Driver's Side 24"	B40924	U2*/H14
	Passenger's Side 22"	B40922	U2*
	Rear 19"	B40919	U1*
1994 - 92	All 20"	B40920	U1*
1991 - 90	Front & Rear 19"	B40919	QX/Q7
<b>Vision</b>			
1997 - 95	w/o Washer Nozzle 24"	B40924	U2*/H14
1994 - 93	DS & PS w/24" blade 24"	B40924	U2*/H14
	Pass. w/22" blade 22"	B40922	U2*
<b>FERRARI</b>			
<b>328 GTB, GTS</b>			
1989 - 86	All 18"	B40918	U1*
<b>F355, F512M</b>			
1996	All 20"	B40920	U1*
<b>Mondial, 348</b>			
1996 - 86	All 20"	B40920	U1*
<b>Testarossa</b>			
1994 - 85	All 20"	B40920	U1*
<b>FIAT</b>			
<b>Strada</b>			
1982 - 81	Front 16"	B40916	U1*1 U+
<b>FORD</b>			
<b>Aerostar</b>			
1997 - 95	Front 22"	B40922	U2*
1994 - 86	Front 22"	B40922	U2*
	Rear 16"	B40916	U1*
<b>Aspire</b>			
1997 - 94	Driver's Side 20"	B40920	U1*
	Passenger's Side 16"	B40916	U1*
<b>Bronco, Bronco II</b>			
1996 - 91	Front 18"	B40918	U1*
1990 - 87	Front 18"	B40918	U1*
1986 - 80	Front 18"	B40918	U1*
<b>Cobra</b>			
1971 - 70	All 16"	B40916	U1*
<b>Contour</b>			
2000 - 95	Driver's Side 22"	B40922	U2*
	Passenger's Side 19"	B40919	U1*
<b>Crown Victoria, Country Squire, LTD, Custom, Galaxie</b>			
2002 - 92	All 22"	B40922	U2*
1986 - 71	Rear 16"	B40916	U1*
<b>Econoline Van</b>			
2002 - 98	All 20"	B40920	U1*
1997 - 92	All 22"	B40922	U2*
1991 - 81	All 18"	B40918	U1*
1981 - 76	All 19"	B40919	U1*
1975 - 70	All 18"	B40918	U1*1 U+
<b>Escape</b>			
2002 - 01	Front 19"	B40919	U1*
<b>Escort</b>			
2000 - 91	Driver's Side 20"	B40920	U1*
	Passenger's Side 18"	B40918	U1*
1990	Front 18"	B40918	U1*
	Hatchback - Rear 18"	B40918	U1*
1989 - 86	Front 18"	B40918	U1*
	Hatchback - Rear 18"	B40918	U1*
	Wagon - Rear 16"	B40916	U1*
1985 - 81	Front 18"	B40918	U1*
	Hatchback - Rear 18"	B40918	U1*

Make/Model/Year	Blade Length	Micro Edge Excel	Included Adapter
<b>FORD (continued)</b>			
<b>Excursion</b>			
2002 - 00	Front 20"	B40920	U1*
	Rear 16"	B40916	U1*
<b>EXP</b>			
1988 - 82	All 18"	B40918	U1*
<b>Expedition</b>			
2002 - 99	Front 20"	B40920	U1*
	Rear 16"	B40916	U1*
1998 - 97	Front 22"	B40922	U2*
	Rear 16"	B40916	U1*
<b>Explorer</b>			
2002	Front 22"	B40922	U2*
	Rear 16"	B40916	U1*
2001 - 98	Front 18"	B40918	U1*
1997 - 91	Front 18"	B40918	U1*
<b>Explorer Sport Trac</b>			
2002	Front 18"	B40918	U1*
<b>Fairmont</b>			
1983 - 78	All 16"	B40916	U1*
<b>Falcon</b>			
1970 - 66	All 16"	B40916	U1*1 U+
<b>Festiva</b>			
1993 - 89	All 18"	B40918	U1*
1988 - 87	Front 17"	B40917	Pin
<b>Focus</b>			
2002 - 00	Driver's Side 22"	B40922	U2*
	Passenger's Side 19"	B40919	U1*
<b>Granada</b>			
1982 - 75	All 16"	B40916	U1*
<b>LTD II, Torino, Elite</b>			
1977 - 70	All 16"	B40916	U1*
<b>Maverick</b>			
1977 - 70	All 16"	B40916	U1*1 U+
<b>Mustang</b>			
2002 - 94	Front 20"	B40920	U1*
1993 - 79	Front 16"	B40916	U1*
1982 - 79	Rear 18"	B40918	U1*
1978 - 71	All 22"	B40922	U1*1 U+
1970	All 16"	B40916	U1*1 U+
<b>Pickup (F Series)</b>			
2002 - 99	All 20"	B40920	U1*
1998 Late	All 20"	B40920	U1*
1998 Early	All 22"	B40922	U2*
1997	All 22"	B40922	U2*
1996 - 80	All 18"	B40918	U1*
<b>Pinto</b>			
1980 - 71	All 16"	B40916	U1*1 U+
<b>Probe</b>			
1997 - 93	Front 20"	B40920	U1*
	Rear 20"	B40920	U1*
1992 - 89	Driver's Side 19"	B40919	QX/Q7
	Passenger's Side 17"	B40917	QX/Q7
	Rear 20"	B40920	U1*
<b>Ranchero</b>			
1979 - 70	All 16"	B40916	U1*
<b>Ranger</b>			
2002 - 83	All 18"	B40918	U1*
<b>Taurus</b>			
2002 - 96	Driver's Side 24"	B40924	U2*/H14
	Passenger's Side 20"	B40920	U1*
	Rear 18"	B40918	U1*
1995 - 92	Front 20"	B40920	U1*
1991 - 86	Front 20"	B40920	U2

\*Adapter Pre-Installed

- Optional adapter: OE P/No. B43000 (QX, for use with U1)
- Requires separate adapter OE P/No. B43000 (QX).

3. OE adapter replacement P/No. 3 392 390 359.

4. OE P/No. 3 392 390 225 (S8) required.

5. Hood clearance must exceed 1 5/8" (42mm) for installation.



# BOSCH

## Wiper Blades

# Cars, Light Trucks and Vans

Make/Model/Year	Blade Length	Micro Edge Excel	Included Adapter
<b>FORD (continued)</b>			
<b>Tempo</b>			
1994 - 86 All	20"	B40920	U1*
1985 All	19"	B40919	U1*
1984 All	18"	B40918	U1*
<b>Thunderbird</b>			
2002 Driver's Side	24"	B40924	U2*/H14*
Passenger's Side	22"	B40922	U2*
1997 - 89 All	22"	B40922	U2*
1988 - 83 All	18"	B40918	U1*
1982 - 77 All	16"	B40916	U1*
1976 - 72 All	18"	B40918	U1*
1971 - 70 All	16"	B40916	U1*
<b>Windstar</b>			
2002 - 96 Driver's Side	24"	B40924	U2*/H12
Passenger's Side	20"	B40920	U1*
1995 Driver's Side	24"	B40924	U2*/H12
Passenger's Side	20"	B40920	U1*
<b>ZX2</b>			
2002 - 00 Driver's Side	20"	B40920	U1*
Passenger's Side	18"	B40918	U1*
<b>GEO</b>			
<b>Metro</b>			
1997 - 95 Driver's Side	20"	B40920	U1*
Passenger's Side	19"	B40919	U1*
1994 - 89 Driver's Side	20"	B40920	U1*
Passenger's Side	18"	B40918	U1*
<b>Prizm</b>			
1997 - 93 Driver's Side	20"	B40920	U1*
Passenger's Side	18"	B40918	U1*
1992 - 89 Driver's Side	19"	B40919	QX/Q7
Passenger's Side	17"	B40917	QX/Q7
<b>Spectrum</b>			
1989 All	18"	B40918	U1*1 U+
<b>Storm</b>			
1993 - 90 Front	22"	B40922	U2*
GSI Rear	20"	B40920	U1*
<b>Tracker</b>			
1997 - 96 Front	17"	B40917	U1*
1995 - 91 All	17"	B40917	U1*
1990 - 89 All	17"	B40917	QX/Q7
<b>GMC TRUCKS</b>			
<b>Caballero, Sprint</b>			
1988 - 78 All	18"	B40918	U1*
1977 - 70 All	16"	B40916	U1*1 U+
<b>Envoy</b>			
2002 Front	22"	B40922	U2*
Rear	16"	B40916	U1*
2000 - 98 Front	20"	B40920	U1*
<b>Jimmy (C, K Series)</b>			
1991 - 85 All	16"	B40916	U1*
1984 - 73 All	16"	B40916	U1*1 U+
<b>Jimmy (S15)</b>			
2001 - 95 Front	20"	B40920	U1*
1994 - 92 All	18"	B40918	U1*
1991 - 82 All	16"	B40916	U1*
<b>Pickup, Sierra (C, K)</b>			
2002 - 99 All exc. Sierra Classic	22"	B40922	U2*
1998 - 91 All	18"	B40918	U1*
1990 All (exc. C1K3500)	18"	B40918	U1*
C1K3500	16"	B40916	U1*
1989 - 88 All	18"	B40918	U1*
1987 - 85 All	16"	B40916	U1*
1984 - 73 All	16"	B40916	U1*1 U+

Make/Model/Year	Blade Length	Micro Edge Excel	Included Adapter
<b>GMC TRUCKS (continued)</b>			
<b>Pickup, Sonoma (S15)</b>			
2002 - 95 All	20"	B40920	U1*
1994 - 82 All	16"	B40916	U1*
<b>Safari</b>			
2002 - 93 Front	18"	B40918	U1*
1992 - 85 All	18"	B40918	U1*
<b>Sierra Classic</b>			
2000 - 99 All	18"	B40918	U1*
<b>Sierra HD</b>			
2002 - 01 All	22"	B40922	U2*
<b>Suburban</b>			
1999 - 95 Front	18"	B40918	U1*
1994 - 92 All	18"	B40918	U1*
1991 - 85 All	16"	B40916	U1*
1984 - 73 All	16"	B40916	U1*1 U+
<b>Van, Savana (G)</b>			
2002 - 96 All	22"	B40922	U2*
1995 - 93 All	18"	B40918	U1*
1992 - 83 All	16"	B40916	U1*
1983 - 64 All	16"	B40916	U1*1 U+
<b>Yukon, Yukon XL, Yukon XL Denali</b>			
2002 - 00 Front	22"	B40922	U2*
Rear	16"	B40916	U1*
1999 - 95 Front	18"	B40918	U1*
1994 - 92 All	18"	B40918	U1*
<b>Yukon Denali</b>			
2002 - 01 Front	22"	B40922	U2*
Rear	16"	B40916	U1*
2000 - 99 Front	18"	B40918	U1*
<b>HONDA</b>			
<b>Accord</b>			
2002 - 98 Driver's Side	24"	B40924	U2*/H14
Passenger's Side	19"	B40919	U1*
1997 - 94 Driver's Side	24"	B40924	U2*/H14
Passenger's Side	20"	B40920	U1*
1993 - 90 Driver's Side	24"	B40924	U2*/H14
Passenger's Side	19"	B40919	U1*
1989 - 86 Front	19"	B40919	U1*
Rear	19"	B40919	U1*
1985 - 82 Front	19"	B40919	QX/Q7
Rear	19"	B40919	QX/Q7
1981 - 76 Front	17"	B40917	Pin
Rear	16"	B40916	U1*1 U+
<b>Civic, CRX</b>			
2002 - 01 Driver's Side	21"	B40921	U2*
Passenger's Side	19"	B40919	U1*
2000 - 96 Driver's Side	20"	B40920	U1*
Passenger's Side	18"	B40918	U1*
1995 - 92 Driver's Side	22"	B40922	U2*
Passenger's Side	18"	B40918	U1*
1991 - 88 Civic Driver's Side	20"	B40920	U1*
Civic Passenger's Side	19"	B40919	U1*
Civic Rear	16"	B40916	U1*1 U+
CRX Front	20"	B40920	U1*
CRX Rear	18"	B40918	U1*
1987 - 86 Civic, CRX Rear	16"	B40916	U1*1 U+
Front	18"	B40918	U1*
Wagon Rear	16"	B40916	U1*1 U+
1985 - 84 Front	18"	B40918	U1*
Rear	16"	B40916	U1*1 U+
1983 - 80 Front	16"	B40916	U1*1 U+
<b>Civic del Sol</b>			
1998 - 93 Driver's Side	22"	B40922	U2*
Passenger's Side	19"	B40919	U1*

\*Adapter Pre-Installed

- Optional adapter: OE P/No. B43000 (QX, for use with U1)
- Requires separate adapter OE P/No. B43000 (QX).

3. OE adapter replacement P/No. 3 392 390 359.

4. OE P/No. 3 392 390 225 (S8) required.

5. Hood clearance must exceed 1 5/8" (42mm) for installation.

Make/Model/Year	Blade Length	Micro Edge Excel	Included Adapter
<b>CR-V</b>			
2002	Driver's Side 21"	B40921	U2*
	Passenger's Side 20"	B40920	U1*
	Rear N/A	N/A	N/A
2001 - 97	Driver's Side 20"	B40920	U1*
	Passenger's Side 19"	B40919	U1*
<b>EV</b>			
1999	Driver's Side 22"	B40922	U2*
	Passenger's Side 19"	B40919	U1*
<b>Insight</b>			
2002 - 00	Driver's Side 22"	B40922	U2*
	Passenger's Side 19"	B40919	U1*
	Rear 16"	B40916	U1*
<b>Odyssey</b>			
2002 - 99	Driver's Side 24"	B40924	U2*/H14
	Passenger's Side 21"	B40921	U2*
	Rear 17"	B40917	U1*
1998 - 95	Front 24"	B40924	U2*/H14
<b>Passport</b>			
2002 - 99	Front 19"	B40919	U1*
1998 - 94	Front 18"	B40918	U1*
<b>Pilot</b>			
2003	Driver's Side 24"	B40924	U2*
	Passenger's Side 21"	B40921	U2*
<b>Prelude</b>			
2001 - 97	Driver's Side 21"	B40921	U2*
	Passenger's Side 19"	B40919	U1*
1996 - 92	Driver's Side 22"	B40922	U2*
	Passenger's Side 19"	B40919	U1*
1991 - 88	Driver's Side 20"	B40920	U1*
	Passenger's Side 19"	B40919	U1*
1987 - 85	All 19"	B40919	QX/Q7
1995 - 82	All 17"	B40917	QX/Q7
1981 - 79	All 17"	B40917	Pin
<b>S2000</b>			
2002 - 99	Driver's Side 16"	B40916	U1*
	Passenger's Side 20"	B40920	U1*
<b>HYUNDAI</b>			
<b>Accent</b>			
2002 - 95	Driver's Side 20"	B40920	U1*
	Passenger's Side 18"	B40918	U1*
<b>Elantra</b>			
2002 - 01	Driver's Side 20"	B40920	U1*
	Passenger's Side 18"	B40918	U1*
	Rear 20"	B40920	U1*
2000 - 96	Driver's Side 20"	B40920	U1*
	Passenger's Side 18"	B40918	U1*
1995 - 92	Driver's Side 20"	B40920	U1*
	Passenger's Side 19"	B40919	U1*
<b>Excel</b>			
1994 - 90	Front 18"	B40918	U1*
	Rear 16"	B40916	U1*
1989 - 87	Front & Rear 16"	B40916	U1*
1986	Front 17"	B40917	Pin
	Rear 17"	B40917	Pin
<b>Santa Fe</b>			
2002 - 01	Driver's Side 22"	B40922	U2*
	Passenger's Side 20"	B40920	U1*
<b>Scoupe</b>			
1995 - 91	Driver's Side 19"	B40919	U1*
	Passenger's Side 18"	B40918	U1*
<b>Sonata</b>			
2002 - 99	Driver's Side 22"	B40922	U2*
	Passenger's Side 20"	B40920	U1*
1998 - 95	All 20"	B40920	U1*
1994 - 89	Driver's Side 20"	B40920	U1*
	Passenger's Side 18"	B40918	U1*

Make/Model/Year	Blade Length	Micro Edge Excel	Included Adapter
<b>HYUNDAI (continued)</b>			
<b>Tiburon</b>			
2002 - 97	Driver's Side 22"	B40922	U2*
	Passenger's Side 18"	B40918	U1*
<b>XG300</b>			
2001	Driver's Side 22"	B40922	U2*
	Passenger's Side 20"	B40920	U1*
<b>XG350</b>			
2002	Driver's Side 22"	B40922	U2*
	Passenger's Side 20"	B40920	U1*
<b>INFINITI</b>			
<b>G20</b>			
2002 - 99	Driver's Side 21"	B40921	U2*
	Passenger's Side 19"	B40919	U1*
1996 - 91	Driver's Side 21"	B40921	U2*
	Passenger's Side 19"	B40919	U1*
<b>G35</b>			
2003	Driver's Side 22"	B40922	U2*
	Passenger's Side 18"	B40918	U1*
<b>I30</b>			
2001 - 00	Passenger's Side 17"	B40917	U1*
1999 - 95	Driver's Side 22"	B40922	U2*
	Passenger's Side 21"	B40921	U2*
<b>I35</b>			
2002	Driver's Side N/A	N/A	N/A
	Passenger's Side 17"	B40917	U1*
<b>J30</b>			
1998 - 93	Driver's Side 21"	B40921	U2*1 (QX)
	Passenger's Side 19"	B40919	QX/Q7
<b>M30</b>			
1992 - 90	Driver's Side 21"	B40921	U2*
	Passenger's Side 19"	B40919	U1*
<b>Q45</b>			
2002	Passenger's Side 18"	B40918	U1*
2001 - 97	Driver's Side 22"	B40922	U2*
	Passenger's Side 20"	B40920	U1*
1996 - 90	All 21"	B40921	U2*
<b>QX4</b>			
2002 - 97	Driver's Side 22"	B40922	U2*
	Passenger's Side 21"	B40921	U2*
<b>ISUZU</b>			
<b>Amigo</b>			
2000 - 98	Front 19"	B40919	U1*
1994 - 89	All 18"	B40918	U1*
<b>Axiom</b>			
2002	Driver's Side 20"	B40920	U1*
	Passenger's Side 19"	B40919	U1*
<b>Hombre</b>			
2000 - 96	All 20"	B40920	U1*
<b>I-Mark</b>			
1989 - 86	Front 18"	B40918	U1*1 U+
1985 - 82	All 18"	B40918	U1*1 U+
<b>Impulse</b>			
1992 - 90	Front 22"	B40922	U2*
	Rear 20"	B40920	U1*
1989 - 83	All 22"	B40922	U2*1 (QX)
<b>Oasis</b>			
1999 - 96	Front 24"	B40924	U2*/H14
<b>Pickup</b>			
1995 - 89	All 18"	B40918	U1*
1988 - 82	All 18"	B40918	U1*1 U+
<b>Rodeo</b>			
2002 - 99	Front 19"	B40919	U1*
1998 - 91	Front 18"	B40918	U1*

\*Adapter Pre-Installed

- Optional adapter: OE P/No. B43000 (QX, for use with U1)
- Requires separate adapter OE P/No. B43000 (QX).

3. OE adapter replacement P/No. 3 392 390 359.

4. OE P/No. 3 392 390 225 (S8) required.

5. Hood clearance must exceed 1 5/8" (42mm) for installation.

Make/Model/Year	Blade Length	Micro Edge Excel	Included Adapter
<b>ISUZU (continued)</b>			
<b>Stylus</b>			
1993 - 91	Driver's Side 22"	B40922	U2*
	Passenger's Side 20"	B40920	U1*
<b>Trooper</b>			
2002 - 92	Front 20"	B40920	U1*
1991 - 89	Front 16"	B40916	U1*
	Rear 16"	B40916	U1*1 U+
1988 - 84	Front 17"	B40917	U1*1 U+
	Rear 16"	B40916	U1*1 U+
<b>Vehicross</b>			
2001 - 99	Driver's Side 24"	B40924	U2*/H14
	Passenger's Side 17"	B40917	U1*
<b>JAGUAR</b>			
<b>S-type</b>			
2002	Driver's Side 24"	B40924	U2*/H14
	Passenger's Side 18"	B40918	U1*
2001 - 00	All 22"	B40922	U2*
<b>Vanden-Plas</b>			
2002	Front 21"	B40921	U2*
<b>XJ6</b>			
1997 - 93	All 21"	B40921	U2*
1992 - 88	All 20"	B40920	S9
<b>XJ12</b>			
1996 - 94	All 21"	B40921	U2*
<b>XJR, XJ8, XJR8</b>			
2002 - 96	All 21"	B40921	U2*
<b>XK8, XKR</b>			
2002 - 97	Front 21"	B40921	U2*
<b>X-Type</b>			
2002	Driver's Side 22"	B40922	U2*
	Passenger's Side 19"	B40919	U1*
<b>JEEP</b>			
<b>Cherokee, Wagoneer, Comanche</b>			
2001 - 84	Front 18"	B40918	U1*
1983 - 78	Front 16"	B40916	U1*
1977 - 74	All 16"	B40916	U1*1 U+
<b>Grand Cherokee, Grand Wagoneer, J Series Pickup</b>			
2002 - 99	Front 21"	B40921	U2*
1998 - 94	Front 20"	B40920	U1*
1993	Front 20"	B40920	U1*
1992 - 91	Front 16"	B40916	U1*
1990 - 84	Front 16"	B40916	U1*
1977 - 74	All 16"	B40916	U1*1 U+
<b>Liberty</b>			
2002	Front 19"	B40919	U1*
<b>Wrangler</b>			
2002 - 97	Rear 18"	B40918	U1*
<b>KIA</b>			
<b>Minivan</b>			
1999 - 98	Front 24"	B40924	U2*/H14
	Rear 18"	B40918	U1*
<b>Optima</b>			
2002 - 01	Driver's Side 22"	B40922	U2*
	Passenger's Side 20"	B40920	U1*
<b>Rio</b>			
2002 - 01	Driver's Side 21"	B40921	U2*
	Passenger's Side 18"	B40918	U1*
<b>Sedona</b>			
2002	Front 24"	B40924	U2*
	Rear 18"	B40918	U1*

Make/Model/Year	Blade Length	Micro Edge Excel	Included Adapter
<b>Sephia</b>			
2001 - 94	Driver's Side 21"	B40921	U2*
	Passenger's Side 19"	B40919	U1*
<b>Spectra</b>			
2002	Driver's Side 21"	B40921	U2*
	Passenger's Side 19"	B40919	U1*
	Rear 19"	B40919	U1*
2001 - 00	Driver's Side 21"	B40921	U2*
	Passenger's Side 19"	B40919	U1*
	Rear 19"	B40919	U1*
<b>Sportage</b>			
2002 - 95	Front 20"	B40920	U1*
	Rear 16"	B40916	U1*
<b>LAFORZA</b>			
<b>All Models</b>			
1990 - 89	Front 22"	B40922	U2*
<b>LANCIA</b>			
<b>Beta</b>			
1980 - 75	All 18"	B40918	U1*
<b>Zagato</b>			
1980 - 75	All 17"	B40917	Pin
<b>LAND ROVER</b>			
<b>Discovery</b>			
1998 - 94	Front 18"	B40918	U1*
<b>FreeLander</b>			
2002	Driver's Side 22"	B40922	U2*
	Passenger's Side 21"	B40921	U2*
<b>Range Rover</b>			
2001 - 96	Front - exc. Classic 22"	B40922	U2*
	Rear - exc. Classic 19"	B40919	U1*
1995	Front - Classic 19"	B409194	
	Front - exc. Classic 22"	B40922	U1*
	Rear - exc. Classic 19"	B40919	U1*
1994 - 90	Front - Classic 18"	B409184	
1989 - 78	All 17"	B40917	Pin
<b>LEXUS</b>			
<b>ES250</b>			
1991 - 90	Driver's Side 21"	B40921	U2*1 (QX)
	Passenger's Side 19"	B40919	QX/Q7
<b>ES300</b>			
2002	Driver's Side 24"	B40924	U2*
	Passenger's Side 20"	B40920	U1*
2001 - 97	Driver's Side 22"	B40922	U2*
	Passenger's Side 18"	B40918	U1*
1996 - 92	Driver's Side 21"	B40921	U2*
	Passenger's Side 19"	B40919	U1*
<b>GS300, GS400, GS430</b>			
2002 - 98	Driver's Side 22"	B40924	U2*/H14
	Passenger's Side 20"	B40920	U1*
1997 - 93	Driver's Side 21"	B40921	U2*
	Passenger's Side 19"	B40919	U1*
<b>IS300</b>			
2002 - 01	Driver's Side 22"	B40922	U2*
	Passenger's Side 20"	B40920	U1*
<b>LS400</b>			
2000 - 90	Driver's Side 22"	B40922	U2*
	Passenger's Side 16"	B40916	U1*
<b>LS430</b>			
2002 - 01	Driver's Side 24"	B40924	U2*/H14
	Passenger's Side 16"	B40916	U1*
<b>LX450</b>			
1998 - 97	Front 18"	B40918	U1*
	Rear 16"	B40916	U1*

\*Adapter Pre-Installed

- Optional adapter: OE P/No. B43000 (QX, for use with U1)
- Requires separate adapter OE P/No. B43000 (QX).

3. OE adapter replacement P/No. 3 392 390 359.

4. OE P/No. 3 392 390 225 (S8) required.

5. Hood clearance must exceed 1 5/8" (42mm) for installation.

Make/Model/Year	Blade Length	Micro Edge Excel	Included Adapter
<b>LEXUS (continued)</b>			
<b>LX470</b>			
2002 - 00	Driver's Side 24"	B40924	U2*/H14
	Passenger's Side 22"	B40922	U2*
	Rear 16"	B40916	U1*
1999 - 98	Front 20"	B40920	U1*
	Rear 16"	B40916	U1*
<b>RX300</b>			
2002 - 99	Driver's Side 24"	B40924	U2*/H14
	Passenger's Side 21"	B40921	U2*
	Rear 16"	B40916	U1*
<b>SC300, SC400</b>			
2000 - 92	Driver's Side 21"	B40921	U2*
	Passenger's Side 20"	B40920	U1*
<b>LINCOLN</b>			
<b>Blackwood</b>			
2002	Front 20"	B40920	U1*
	Rear 16"	B40916	U1*
<b>Continental</b>			
2002 - 99	Driver's Side 24"	B40924	U2*/H12
	Passenger's Side 20"	B40920	U1*
1998 - 92	All 20"	B40920	U1*
1991	All 20"	B40920	U1*/U2
1990 - 88	All 20"	B40920	U2*
1981 - 70	All 18"	B40918	U1*
<b>LS</b>			
2002 - 00	Driver's Side 24"	B40924	U2*/H14
	Passenger's Side 19"	B40919	U1*
<b>Mark III, IV, V, VI, VII, VIII</b>			
1998 - 93	All 22"	B40922	U2*
1992 - 72	All 18"	B40918	U1*
1971 - 70	All 16"	B40916	U1*
<b>Navigator</b>			
2002 - 99	Front 20"	B40920	U1*
	Rear 16"	B40916	U1*
1998	Front 22"	B40922	U2*
	Rear 16"	B40916	U1*
<b>Town Car</b>			
2002 - 90	All 22"	B40922	U2*
1989 - 81	All 18"	B40918	U1*
<b>Versailles</b>			
1980 - 77	All 16"	B40916	U1*
<b>MASERATI</b>			
<b>Biturbo, 228, Spyder, Shamai</b>			
1991 - 85	All 20"	B40920	U1*
<b>Quattroporte</b>			
1986 - 85	All 18"	B40918	U1*
<b>MAZDA</b>			
<b>323</b>			
1994 - 90	Driver's Side 20"	B40920	U1*
	Passenger's Side 18"	B40918	U1*
1989 - 86	Front 18"	B40918	U1*
	Rear 18"	B40918	U1*
<b>626</b>			
2002 - 98	Driver's Side 20"	B40920	U1*
	Passenger's Side 19"	B40919	U1*
1997 - 93	Driver's Side 21"	B40921	U2*
	Passenger's Side 20"	B40920	U1*
1992 - 88	Front 19"	B40919	U1*
	Rear 22"	B40922	U2*
1987 - 86	Front 18"	B40918	U1*
1985 - 79	All 17"	B40917	Pin

Make/Model/Year	Blade Length	Micro Edge Excel	Included Adapter
<b>MAZDA (continued)</b>			
<b>929, Serenia (Canadian)</b>			
1995 - 92	Driver's Side 21"	B40921	U2*
	Passenger's Side 20"	B40920	U1*
1991 - 88	Driver's Side 20"	B40920	U1*
	Passenger's Side 19"	B40919	U1*
<b>GLC</b>			
1985 - 81	FWD-Front 17"	B40917	Pin
<b>Miata (MX5)</b>			
2002 - 90	All 18"	B40918	U1*
<b>Millenia</b>			
2002 - 95	Driver's Side 21"	B40921	U2*
	Passenger's Side 20"	B40920	U1*
<b>MVP</b>			
2002 - 00	Front 24"	B40924	U2/H14*
	Rear 16"	B40916	U1*
1999 - 89	Driver's Side 22"	B40922	U2*
	Passenger's Side 20"	B40920	U1*
	Rear 16"	B40916	U1*
<b>MX3, Precidia (Canadian)</b>			
1996 - 92	Driver's Side 21"	B40921	U2*
	Passenger's Side 18"	B40918	U1*
	Rear 21"	B40921	U2*
<b>MX6, Cronos (Canadian)</b>			
1997 - 93	Front 20"	B40920	U1*
1992 - 88	Front 19"	B40919	U1*
<b>Navajo</b>			
1994 - 91	Front 18"	B40918	U1*
<b>Pickup</b>			
2002 - 87	All 18"	B40918	U1*
1986 - 85	All 17"	B40917	Pin
<b>Premacy</b>			
2001	Driver's Side 24"	B40924	U2*/H14
	Passenger's Side 16"	B40916	U1*
<b>Protege</b>			
2002 - 99	Driver's Side 21"	B40921	U2*
	Passenger's Side 19"	B40919	U1*
1998 - 90	Driver's Side 21"	B40921	U2*
	Passenger's Side 18"	B40918	U1*
<b>Protege Sport Wagon</b>			
2002 - 01	Driver's Side 21"	B40921	U2*
	Passenger's Side 19"	B40919	U1*
<b>RX4, Cosmo</b>			
1978 - 74	All 17"	B40917	
<b>RX7</b>			
1996 - 93	Front 20"	B40920	U1*
	Rear 18"	B40918	U1*
1991 - 86	Front 20"	B40920	U1*
	Rear 22"	B40922	U2*
1985 - 79	Front 17"	B40917	Pin
	Rear 17"	B40917	Pin
<b>Tribute</b>			
2002 - 01	Front 19"	B40919	U1*
<b>MERCEDES-BENZ</b>			
<b>190</b>			
1985 - 84	All 20"	B40920	U1*
<b>220</b>			
1973 - 68	All 16"	B40916	U1*
<b>230</b>			
1978 - 77	All 20"	B40920	U1*
1976 - 74	All 16"	B40916	U1*
1970 - 68	All 16"	B40916	U1*
<b>240D</b>			
1983 - 77	All 20"	B40920	U1*
1976 - 74	All 16"	B40916	U1*

\*Adapter Pre-Installed

- Optional adapter: OE P/No. B43000 (QX, for use with U1)
- Requires separate adapter OE P/No. B43000 (QX).

3. OE adapter replacement P/No. 3 392 390 359.

4. OE P/No. 3 392 390 225 (S8) required.

5. Hood clearance must exceed 1 5/8" (42mm) for installation.

# BOSCH

## Wiper Blades

# Cars, Light Trucks and Vans

Make/Model/Year	Blade Length	Micro Edge Excel	Included Adapter
<b>MERCEDES-BENZ (continued)</b>			
<b>250</b>			
1972 - 68 All	16"	B40916	U1*
<b>260E</b>			
1989 - 88 All	24"	B40924	U2*/H14
1987 All	24"	B40924	U2*/H14
<b>280, E, C, CE</b>			
1981 - 77 All	20"	B40920	U1*
1976 - 73 All	16"	B40916	U1*
<b>280S, SE, SEL</b>			
1980 - 75 Driver's Side	19"	B40919	U1*
Passenger's Side	18"	B40918	U1*
1973 - 68 All	16"	B40916	U1*
<b>300E, D, CE, CD, TD, TE</b>			
1993 - 88 Front	24"	B40924	U2*/H14
Rear	18"	B40918	U1*
1987 - 86 Front	24"	B40924	U2*/H14
1985 - 77 Front	20"	B40920	U1*
Rear	16"	B40916	U1*
1976 - 75 Front	16"	B40916	U1*
<b>300SD, SDL, SE, SEL</b>			
1980 - 78 Driver's Side	19"	B40919	U1*
Passenger's Side	18"	B40918	U1*
1973 - 68 All	16"	B40916	U1*
<b>380 SL, SLC</b>			
1985 - 81 All	19"	B40919	U1*
<b>400E</b>			
1993 - 91 All	24"	B40924	U2*/H14
<b>450SE, SEL</b>			
1980 - 73 Driver's Side	19"	B40919	U1*
Passenger's Side	18"	B40918	U1*
<b>450 SL, SLC</b>			
1980 - 76 All	19"	B40919	U1*
1975 - 72 All	18"	B40918	U1*
<b>500E</b>			
1993 - 92 All	24"	B40924	U2*/H14
<b>560SL</b>			
1989 - 86 All	18"	B40918	U1*
<b>C220, 230, 280</b>			
2000 - 94 All	24"	B40924	U2*/H14
<b>CLK</b>			
2002 - 98 All	24"	B40924	U2*/H14
<b>E300, 320, 420, 430, 500</b>			
2002 - 96 Rear	16"	B40916	U1*
1995 - 94 Front	24"	B40924	U2*/H14
Rear	18"	B40918	U1*
<b>ML320, 430</b>			
2002 - 98 Front	22"	B40922	U2*
Rear	17"	B40917	U1*
<b>SLK</b>			
2002 - 98 All	22"	B40922	U2*
<b>MERCURY</b>			
<b>Bobcat</b>			
1980 - 78 All	16"	B40916	U1*
1977 - 75 All	16"	B40916	U1*1 U+
<b>Capri</b>			
1994 - 91 Driver's Side	20"	B40920	U1*
Passenger's Side	18"	B40918	U1*
1986 - 83 Front	16"	B40916	U1*
1982 - 79 Front	16"	B40916	U1*
Rear	18"	B40918	U1*
1974 - 71 All	16"	B40916	U1*
<b>Comet</b>			
1977 - 70 All	16"	B40916	U1*1 U+

Make/Model/Year	Blade Length	Micro Edge Excel	Included Adapter
<b>MERCURY (continued)</b>			
<b>Cougar, XR7</b>			
2002 - 99 Driver's Side	22"	B40922	U2*
Passenger's Side	20"	B40920	U1*
Rear	22"	B40922	U2*
1997 - 89 All	22"	B40922	U2*
1988 - 83 All	18"	B40918	U1*
1982 - 74 All	16"	B40916	U1*
1973 - 71 All	18"	B40918	U1*
1970 All	16"	B40916	U1*1 U+
<b>LN7</b>			
1984 - 82 All	18"	B40918	U1*
1983 Rear	18"	B40918	U1*
<b>Lynx</b>			
1987 - 81 Front & Rear	18"	B40918	U1*
<b>Marquis, Grand Marquis</b>			
2002 - 94 All	22"	B40922	U2*
1993 - 92 Exc. Station Wagon	22"	B40922	U2*
<b>Monarch</b>			
1980 - 75 All	16"	B40916	U1*
<b>Montego, Cyclone</b>			
1976 - 70 All	16"	B40916	U1*
<b>Monterey</b>			
1974 - 71 All	18"	B40918	U1*
<b>Mountaineer</b>			
2002 Front	22"	B40922	U2*
Rear	16"	B40916	U1*
2000 - 97 Front	18"	B40918	U1*
<b>Mystique</b>			
2000 - 95 Driver's Side	22"	B40922	U2*
Passenger's Side	19"	B40919	U1*
<b>Sable</b>			
2002 - 96 Driver's Side	24"	B40924	U2*/H14
Passenger's Side	20"	B40920	U1*
Rear	18"	B40918	U1*
1995 - 92 Front	20"	B40920	U1*
1991 - 86 Front	20"	B40920	U2*
<b>Topaz</b>			
1995 - 86 All	20"	B40920	U1*
1985 All	19"	B40919	U1*
1984 All	18"	B40918	U1*
<b>Tracer</b>			
1999 - 94 Driver's Side	20"	B40920	U1*
Passenger's Side	18"	B40918	U1*
1993 - 91 Passenger's Side	18"	B40918	U1*
1989 - 87 Front	18"	B40918	U1*
<b>Villager</b>			
2002 - 93 Front	22"	B40922	U2*
<b>Zephyr</b>			
1983 - 78 Front & Rear	16"	B40916	U1*
<b>MERKUR</b>			
<b>Scorpio, XR4Ti</b>			
1989 - 85 Front & Rear	20"	B40920	U2*/H14
<b>MITSUBISHI</b>			
<b>3000</b>			
1999 - 91 Driver's Side	21"	B40921	U2*
Passenger's Side	20"	B40920	U1*
Rear	22"	B40922	U2*1 U+
<b>Diamante</b>			
2002 - 97 Driver's Side	22"	B40922	U2*
Passenger's Side	20"	B40920	U1*
1995 - 92 Driver's Side	20"	B40920	U1*
Passenger's Side	19"	B40919	U1*
Rear	16"	B40916	U1*

\*Adapter Pre-Installed

- Optional adapter: OE P/No. B43000 (QX, for use with U1)
- Requires separate adapter OE P/No. B43000 (QX).

3. OE adapter replacement P/No. 3 392 390 359.

4. OE P/No. 3 392 390 225 (S8) required.

5. Hood clearance must exceed 1 5/8" (42mm) for installation.



Make/Model/Year	Blade Length	Micro Edge Excel	Included Adapter
<b>MITSUBISHI (continued)</b>			
<b>Eclipse, Eclipse Spyder</b>			
2001	Driver's Side 24"	B40924	U2*/H14
	Passenger's Side 21"	B40921	U2*
<b>Eclipse</b>			
2003 - 00	Driver's Side 24"	B40924	U2*/H14
	Passenger's Side 21"	B40921	U2*
	Rear 22"	B40922	U2*
1999 - 95	Driver's Side 24"	B40924	U2*/H14
	Passenger's Side 22"	B40922	U1*
	Rear 19"	B40919	U2*
1994 - 92	Front 20"	B40920	U1*
	Rear 20"	B40920	U1*
1991 - 90	Front 19"	B40919	QX/Q7
	Rear 19"	B40919	QX/Q7
<b>Expo, Expo LRV</b>			
1995 - 92	Driver's Side 22"	B40922	U2*
	Passenger's Side 18"	B40918	U1*
	Rear 16"	B40916	U1*
<b>Galant</b>			
2002 - 99	Driver's Side 24"	B40924	U2*/H14
	Passenger's Side 18"	B40918	U1*
1998 - 94	Driver's Side 21"	B40921	U2*
	Passenger's Side 19"	B40919	U1*
1993 - 90	Driver's Side 19"	B40919	U1*
	Passenger's Side 18"	B40918	U1*
1989	Driver's Side 19"	B40919	QX/Q7
	Passenger's Side 17"	B40917	QX/Q7
1988 - 85	All 17"	B49017	QX/Q7
<b>Galant Sigma</b>			
1990 - 88	Front 17"	B40917	QX/Q7
<b>Lancer</b>			
2003	Driver's Side 24"	B40924	U2*
	Passenger's Side 18"	B40918	U1*
	Rear 17"	B40917	U1*
<b>Mirage</b>			
2002 - 97	Driver's Side 21"	B40921	U2*
	Passenger's Side 19"	B40919	U1*
1996 - 93	Driver's Side 20"	B40920	U1*
	Passenger's Side 19"	B40919	U1*
1992 - 91	Driver's Side 20"	B40920	U1*
	Passenger's Side 17"	B40917	U1*
1990 - 89	Driver's Side 19"	B40919	QX/Q7
	Passenger's Side 17"	B40917	QX/Q7
1988 - 85	Driver's Side 19"	B40919	QX/Q7
	Passenger's Side 17"	B40917	QX/Q7
	Rear 16"	B40916	U1*1 U+
<b>Montero</b>			
2002 - 01	Front 20"	B40920	U1*
	Rear 16"	B40916	U1*
2000 - 92	Front 19"	B40919	U1*
1991 - 84	Front 16"	B40916	U1*1 U+
<b>Montero Sport</b>			
2002 - 97	Front 20"	B40920	U1*
	Rear 17"	B40917	U1*
<b>Pickup</b>			
1995 - 87	All 17"	B40917	Pin
1986 - 83	All 16"	B40916	U1*1 U+
<b>Precis</b>			
1992 - 88	Front 18"	B40918	U1*
	Rear 16"	B40916	U1*
1987	Front 17"	B40917	Pin
	Rear 17"	B40917	Pin
<b>Tredia</b>			
1987 - 83	All 17"	B40917	Pin
<b>Van</b>			
1990 - 87	Front 17"	B40917	Pin

Make/Model/Year	Blade Length	Micro Edge Excel	Included Adapter
<b>NISSAN</b>			
<b>200SX</b>			
1998 - 95	Driver's Side 21"	B40921	U2*
	Passenger's Side 19"	B40919	U1*
1988 - 84	Front 21"	B40921	U2*
	Rear 18"	B40918	U1*
1983 - 80	Rear 18"	B40918	U1*1 U+
1979 - 77	Front 17"	B40917	Pin
	Rear 18"	B40918	U1*1 U+
<b>210, B210</b>			
1982 - 78	Front & Rear 16"	B40916	U1*1 U+
1977 - 73	All 16"	B40916	U1*1 U+
<b>240SX</b>			
1998 - 95	Driver's Side 21"	B40921	U2*
	Passenger's Side 20"	B40920	U1*
1994 - 89	All 20"	B40920	U1*
<b>240Z, 260Z</b>			
1974 - 70	All 18"	B40918	U1*1 U+
<b>280Z, 280ZX</b>			
1983 - 75	Front 17"	B40917	Pin
	Rear 17"	B40917	Pin
<b>300ZX</b>			
1996 - 90	Front 21"	B40921	U2*
	Rear 19"	B40919	U1*
1989 - 87	Front 19"	B40919	U1*
	Rear 19"	B40919	U1*
1986	Front 17"	B40917	U1*
	Rear 19"	B40919	U1*
1985 - 84	All 19"	B40919	QX/Q7
<b>310</b>			
1982 - 79	Front & Rear 16"	B40916	U1*1 U+
<b>510</b>			
1981 - 78	All 17"	B40917	Pin
1973 - 70	All 16"	B40916	U1*1 U+
<b>610, 710</b>			
1977 - 72	All 16"	B40916	U1*1 U+
<b>Altima</b>			
2002	Driver's Side N/A	N/A	N/A
	Passenger's Side 17"	B40917	U1*
2001 - 93	Driver's Side 21"	B40921	U2*
	Passenger's Side 20"	B40920	U1*
<b>Altra EV</b>			
2000 - 98	Driver's Side 22"	B40922	U2*
	Passenger's Side 18"	B40918	U1*
	Rear 16"	B40916	U1*
<b>Axxess</b>			
1990	Passenger's Side 22"	B40922	U2*
	Rear 16"	B40916	U1*
<b>B-110</b>			
1973 - 71	All 16"	B40916	
<b>Frontier</b>			
2002 - 98	All 19"	B40919	U1*
<b>Maxima, 810</b>			
2002 - 00	Passenger's Side 17"	B40917	U1*
1999 - 95	Driver's Side 22"	B40922	U2*
	Passenger's Side 21"	B40921	U2*
1994 - 89	Driver's Side 21"	B40921	U2*
	Passenger's Side 20"	B40920	U1*
1988 - 85	All 19"	B40919	U1*
1984 - 81	Front 18"	B40918	U1*
1980 - 77	Front 17"	B40917	Pin
<b>NX</b>			
1993 - 92	Driver's Side 20"	B40920	U1*
	Passenger's Side 19"	B40919	U1*
	Rear 20"	B40920	U1*

\*Adapter Pre-Installed

- Optional adapter: OE P/No. B43000 (QX, for use with U1)
- Requires separate adapter OE P/No. B43000 (QX).

3. OE adapter replacement P/No. 3 392 390 359.

4. OE P/No. 3 392 390 225 (S8) required.

5. Hood clearance must exceed 1 5/8" (42mm) for installation.



Make/Model/Year	Blade Length	Micro Edge Excel	Included Adapter
<b>NISSAN (continued)</b>			
<b>Pathfinder</b>			
2002 - 96	Driver's Side 22"	B40922	U2*
	Passenger's Side 21"	B40921	U2*
1995 - 87	Front 19"	B40919	U1*
<b>Pickup</b>			
1997 - 96	Driver's Side 22"	B40922	U2*
	Passenger's Side 21"	B40921	U2*
1995 - 86	Front 19"	B40919	U1*
1985 - 72	All 16"	B40916	U1*1 U+
<b>Pulsar</b>			
1990 - 87	All 21"	B40921	U2*
1986	Driver's Side 19"	B40919	U1*
	Passenger's Side 18"	B40918	U1*
1985 - 83	All 19"	B40919	QX/Q7
<b>Quest</b>			
2002 - 93	Front 22"	B40922	U2*
	Rear 13"	B40913	U1*
<b>Sentra</b>			
2002 - 00	Driver's Side 22"	B40922	U2*
	Passenger's Side 16"	B40916	U1*
1999 - 95	Driver's Side 21"	B40921	U2*
	Passenger's Side 19"	B40919	U1*
1994 - 91	Driver's Side 20"	B40920	U1*
	Passenger's Side 19"	B40919	U1*
1990 - 87	Driver's Side 19"	B40919	U1*
	Passenger's Side 18"	B40918	U1*
	Rear 19"	B40919	U1*
1986 - 85	Front 18"	B40918	U1*
	Rear 16"	B40916	U1*1 U+
1984 - 82	Front 18"	B40918	U1*1 U+
<b>Stanza</b>			
1992 - 90	All 20"	B40920	U1*
1989 - 87	All 19"	B40919	U1*
1986 - 82	Front 18"	B40918	U1*1 U+
	Rear 18"	B40918	U1*1 U+
<b>Stanza Wagon</b>			
1988 - 87	Front 19"	B40919	U1*
	Rear 16"	B40916	U1*1 U+
<b>Van</b>			
1989 - 87	Driver's Side 22"	B40922	U2*
	Passenger's Side 19"	B40919	U1*
	Rear 18"	B40918	U1*1 U+
<b>XTerra</b>			
2002 - 00	Front 19"	B40919	U1*
	Rear 13"	B40913	U1*
<b>OLDSMOBILE</b>			
<b>98 Regency</b>			
1998 - 91	All 22"	B40922	U2*
1990 - 85	All 19"	B40919	U1*
1984 - 71	All 18"	B40918	U1*
<b>Achieva</b>			
1998 - 92	All 19"	B40919	U1*
<b>Alero</b>			
2002 - 99	Driver's Side 22"	B40922	U2*
	Passenger's Side 17"	B40917	U1*
<b>Aurora</b>			
2002 - 95	All 22"	B40922	U2*
<b>Bravada</b>			
2002	Front 22"	B40922	U1*
	Rear 16"	B40916	U1*
2001 - 96	Front 20"	B40920	U1*
1994 - 91	Front 16"	B40916	U1*
<b>Calais</b>			
1991 - 85	All 19"	B40919	U1*

Make/Model/Year	Blade Length	Micro Edge Excel	Included Adapter
<b>OLDSMOBILE (continued)</b>			
<b>Ciera, Cutlass Calais</b>			
1996 - 84	Front 18"	B40918	U1*
	Rear 16"	B40916	U1*
<b>Custom Cruiser</b>			
1992 - 91	Front 22"	B40922	U2*
	Rear 16"	B40916	U1*
1990 - 71	Front 18"	B40918	U1*
	Rear 16"	B40916	U1*
<b>Cutlass</b>			
1999 - 97	Driver's Side 22"	B40922	U2*
	Passenger's Side 19"	B40919	U1*
<b>Cutlass Supreme, F-85</b>			
1999 - 98	FWD 20"	B40920	U2*
1988 - 78	RWD 18"	B40918	U1*
1977 - 70	All 16"	B40916	U1*
<b>Delta 88, LSS</b>			
1999 - 92	All 22"	B40922	U2*
1991 - 86	All 19"	B40919	U1*
1985 - 71	All 18"	B40918	U1*
<b>Firenza</b>			
1988 - 82	Front 16"	B40916	U1*
	Rear 16"	B40916	U1*
<b>Intrigue</b>			
2002 - 98	All 22"	B40922	U2*
<b>Omega</b>			
1984 - 80	All 18"	B40918	U1*
1979 - 76	All 16"	B40916	U1*
1975 - 73	All 16"	B40916	U1*1 U+
<b>Silhouette</b>			
2002 - 97	Front 24"	B40924	U2*/H14
	Rear 16"	B40916	U1*
1996 - 90	Front 24"	B40924	U2*
<b>Starfire</b>			
1980 - 75	All 16"	B40916	U1*1 U+
<b>Toronado</b>			
1992 - 86	All 19"	B40919	U1*
1985 - 71	All 18"	B40918	U1*
<b>Vista Cruiser</b>			
1976 - 71	All 18"	B40918	U1*
<b>OPEL</b>			
<b>Opel GT</b>			
1973 - 69	All 18"	B40918	U1*
<b>Isuzu</b>			
1979 - 76	All 16"	B40916	U1*
<b>Kadett</b>			
1971 - 68	All 16"	B40916	U1*
<b>Manta</b>			
1975 - 73	All 16"	B40916	U1*
<b>PEUGEOT</b>			
<b>504</b>			
1981 - 70	All 16"	B40916	U1*
<b>505</b>			
1991 - 81	Front 18"	B40918	U1*
	Rear 18"	B40918	U1*
<b>604</b>			
1988 - 77	All 18"	B40918	U1*
<b>PLYMOUTH</b>			
<b>Acclaim</b>			
1995 - 89	All 18"	B40918	U1*
<b>Arrow</b>			
1982 - 76	All 17"	B40917	Pin

\*Adapter Pre-Installed

- Optional adapter: OE P/No. B43000 (QX, for use with U1)
- Requires separate adapter OE P/No. B43000 (QX).

3. OE adapter replacement P/No. 3 392 390 359.

4. OE P/No. 3 392 390 225 (S8) required.

5. Hood clearance must exceed 1 5/8" (42mm) for installation.

Make/Model/Year	Blade Length	Micro Edge Excel	Included Adapter
<b>PLYMOUTH (continued)</b>			
<b>Barracuda</b>			
1974 - 70 All	16"	B40916	U1*1 U+
<b>Breeze</b>			
2000 - 96 All	22"	B40922	U2*
<b>Caravelle</b>			
1988 - 85 All	16"	B40916	U1*
<b>Champ, Colt</b>			
1994 - 93 Driver's Side	20"	B40920	U1*
Passenger's Side	19"	B40919	U1*
1992 - 91 Driver's Side	20"	B40920	U1*
Passenger's Side	17"	B40917	U1*
1990 - 85 Driver's Side	19"	B40919	QX/Q7
Passenger's Side	17"	B40917	QX/Q7
1984 - 79 Front	17"	B40917	Pin
<b>Colt Vista</b>			
1994 - 92 Driver's Side	22"	B40922	U2*
Passenger's Side	18"	B40918	U1*
Rear	16"	B40916	U1*
<b>Conquest</b>			
1986 - 84 Front	19"	B40919	Pin
Rear	19"	B40919	Pin
<b>Cricket</b>			
1973 - 71 All	16"	B40916	U1*1 U+
<b>Duster</b>			
1971 All	16"	B40916	U1*1 U+
<b>Fury, Gran Fury, Belvedere</b>			
1989 - 74 All	18"	B40918	U1*
1973 - 70 All	16"	B40916	U1*1 U+
<b>Horizon</b>			
1990 - 78 Front	16"	B40916	U1*1 U+
Rear	18"	B40918	U1*1 U+
<b>Laser</b>			
1994 - 92 Front	20"	B40920	U1*
Rear	20"	B40920	U1*
1991 - 90 Front	19"	B40919	QX/Q7
Rear	19"	B40919	QX/Q7
<b>Neon</b>			
2001 - 99 Driver's Side	22"	B40922	U2*
Passenger's Side	19"	B40919	U1*
1998 - 95 Driver's Side	21"	B40921	U2*
Passenger's Side	18"	B40918	U1*
<b>Prowler</b>			
2001 - 97 Driver's Side	16"	B40916	U1*
Passenger's Side	19"	B40919	U1*
<b>Reliant</b>			
1989 - 81 Front	16"	B40916	U1*
<b>Roadrunner, Satellite</b>			
1975 All	18"	B40918	U1*
1974 - 71 All	16"	B40916	U1*1 U+
1970 4 Door	16"	B40916	U1*1 U+
<b>Sapporo</b>			
1983 - 78 All	17"	B40917	Pin
<b>Scamp</b>			
1984 - 83 All	16"	B40916	U1*1 U+
<b>Sundance, Duster</b>			
1994 - 87 All	18"	B40918	U1*
<b>Trailduster</b>			
1981 - 78 All	18"	B40918	U1*1 U+
<b>Turismo, Duster</b>			
1987 - 82 Front	16"	B40916	U1*1 U+
1986 - 82 Rear	18"	B40918	U1*1 U+
<b>Valiant, Duster, Scamp</b>			
1976 - 72 Duster	16"	B40916	U1*1 U+
1971 All	16"	B40916	U1*1 U+

Make/Model/Year	Blade Length	Micro Edge Excel	Included Adapter
<b>PLYMOUTH (continued)</b>			
<b>Volare</b>			
1980 - 76 Front	18"	B40918	U1*1 U+
1980 Rear	16"	B40916	U1*1 U+
<b>Voyager</b>			
2000 - 96 Front	28"	B40928	H15*/U2*
Rear	18"	B40918	U1*
1995 Front	22"	B40922	U2*
1994 Driver's Side	22"	B40922	U2*
Passenger's Side	18"	B40918	U1*
Rear (w/o Washer Nozzle)	18"	B40918	U1*
1993 - 91 Front	18"	B40918	U1*
Rear	18"	B40918	U1*
1990 - 84 Front	18"	B40918	U1*
Rear	16"	B40916	U1*
<b>PONTIAC</b>			
<b>6000</b>			
1991 - 84 All	18"	B40918	U1*
<b>Astre</b>			
1977 - 75 All	16"	B40916	U1*1 U+
<b>Aztek</b>			
2002 Driver's Side	24"	B40924	U2*
Passenger's Side	22"	B40922	U2*
2001 All	24"	B40924	U2*/H14
<b>Bonneville, Catalina, Executive, Parisienne, Safari</b>			
2002 - 92 All	22"	B40922	U2*
1991 - 87 All	19"	B40919	U1*
1986 - 71 All	18"	B40918	U1*
<b>Fiero</b>			
1988 - 84 All	18"	B40918	U1*
<b>Firebird</b>			
2002 - 98 Front	24"	B40924	U2*/H12
1992 - 82 Front & Rear	18"	B40918	U1*
1976 - 70 With Exposed Blades	16"	B40916	U1*
<b>Grand Am</b>			
2002 - 99 Driver's Side	22"	B40922	U2*
Passenger's Side	17"	B40917	U1*
1998 - 85 All	19"	B40919	U1*
1981 - 78 All	18"	B40918	U1*
1977 - 73 All	16"	B40916	U1*
<b>Grand Prix</b>			
2002 - 97 All	22"	B40922	U2*
1996 - 88 FWD	20"	B40920	U2*
1988 - 78 RWD	18"	B40918	U1*
1977 - 71 All	16"	B40916	U1*
<b>LeMans, Tempest, GTO</b>			
1993 - 87 All	18"	B40918	U1*
1981 - 78 All	18"	B40918	U1*
1977 - 70 All	16"	B40916	U1*
<b>Montana</b>			
2002 - 99 Front	24"	B40924	U2*/H14
Rear	16"	B40916	U1*
<b>Phoenix, Ventura</b>			
1984 - 80 All	18"	B40918	U1*
1979 - 71 All	16"	B40916	U1*1 U+
<b>Sunbird, J2000</b>			
1994 - 81 All	16"	B40916	U1*
1980 - 76 All	16"	B40916	U1*1 U+
<b>Sunfire</b>			
2002 - 95 Driver's Side	22"	B40922	U2*
Passenger's Side	17"	B40917	U1*
<b>T1000</b>			
1987 - 82 All	16"	B40916	U1*
1981 All	16"	B40916	U1*1 U+

\*Adapter Pre-Installed

- Optional adapter: OE P/No. B43000 (QX, for use with U1)
- Requires separate adapter OE P/No. B43000 (QX).

3. OE adapter replacement P/No. 3 392 390 359.

4. OE P/No. 3 392 390 225 (S8) required.

5. Hood clearance must exceed 1 5/8" (42mm) for installation.

# BOSCH

## Wiper Blades

# Cars, Light Trucks and Vans

Make/Model/Year	Blade Length	Micro Edge Excel	Included Adapter
<b>PONTIAC</b>			
<b>TranSport</b>			
1998 - 97	Front 24"	B40924	U2*/H14
	Rear 16"	B40916	U1*
1996 - 90	Front 24"	B40924	U2*
<b>Vibe</b>			
2003	Driver's Side 21"	B40921	U2*
	Passenger's Side 18"	B40918	U1*
<b>PORSCHE</b>			
<b>911, 911 Carrera, 930 Turbo</b>			
2002 - 99	Front 22"	B40922	U2*
	Rear 22"	B40922	U2*
1988 - 66	Rear 16"	B40916	U1*
<b>924</b>			
1983 - 77	Front 20"	B40920	S9
<b>928</b>			
1995 - 92	Front 19"	B40919	U1*
1991 - 81	Front 20"	B40920	S9
<b>944</b>			
1991 - 83	Front 20"	B40920	S9
<b>968</b>			
1995 - 92	Front 19"	B40919	U1*
	Rear 20"	B04920	U1*
<b>Boxster</b>			
2002 - 97	All 22"	B40922	U2*
<b>RENAULT</b>			
<b>Alliance, Encore</b>			
1987 - 84	All 18"	B40918	U1*
<b>Fuego</b>			
1985 - 83	All 19"	B40919	U1*1 U+
<b>R10</b>			
1971 - 67	All 16"	B40916	
<b>R15</b>			
1976	All 18"	B40918	
1975 - 73	All 16"	B40916	
<b>R17</b>			
1980 - 77	All 18"	B40918	
1976 - 73	All 16"	B40916	
<b>R18i</b>			
1986 - 80	Front 16"	B04916	U1*
<b>ROVER</b>			
<b>3500</b>			
1981 - 80	All 18"	B40918	
<b>SAAB</b>			
<b>9-3</b>			
2002 - 99	Front 21"	B40921	U2*
	Rear 20"	B40920	U1*
<b>9-5</b>			
2002 - 99	Front 22"	B40922	U2*
<b>900</b>			
1998 - 94	Front 21"	B40921	U2*
	Rear 20"	B40920	U1*
1994 - 91	Convertible 18"	B40918	U1*
1993 - 90	Exc. Convertible 16"	B40916	U1*
1989 - 79	All 16"	B40916	U1*
<b>9000</b>			
1998 - 96	Front 21"	B40921	U2*
	Rear 21"	B40921	U2*

Make/Model/Year	Blade Length	Micro Edge Excel	Included Adapter
<b>SATURN</b>			
<b>L Series</b>			
2002 - 00	All 19"	B40919	U1*
<b>LW Series</b>			
2002 - 00	Front 19"	B40919	U1*
<b>SL, SC, SW Series</b>			
2002 - 96	Driver's Side 22"	B40922	U2*
	Passenger's Side 21"	B40921	U2*
1995 - 91	Driver's Side 22"	B40922	U2*
	Passenger's Side 21"	B40921	U2*
	Rear 16"	B40916	U1*
<b>VUE</b>			
2002	Driver's Side 24"	B40924	U2*/H14
	Passenger's Side 19"	B40919	U1*
<b>STERLING</b>			
<b>825</b>			
1988 - 87	All 19"	B40919	U1*
<b>827</b>			
1991 - 89	Front 19"	B40919	U1*
	Rear 19"	B40919	U1*
<b>SUBARU</b>			
<b>Brat</b>			
1987 - 82	All 17"	B40917	Pin
<b>DL</b>			
1989 - 86	Front 17"	B40917	QX/Q7
	Rear 16"	B40916	U1*1 U+
1985 - 80	All 17"	B40917	Pin
<b>Forester</b>			
2003 - 98	Driver's Side 21"	B40921	U2*
	Passenger's Side 19"	B40919	U1*
<b>GL, GLF, GL-10</b>			
1989 - 86	Front 17"	B40917	QX/Q7
	Rear 16"	B40916	U1*1 U+
1985 - 80	All 17"	B40917	Pin
<b>Impreza, Impreza WRX</b>			
2002	Driver's Side 22"	B40922	U2*
	Passenger's Side 17"	B40917	U1*
	Rear 15"	B40915	U1*
2001 - 93	Driver's Side 21"	B40921	U2*
	Passenger's Side 18"	B40918	U1*
	Rear 16"	B40916	U1*
<b>Justy</b>			
1995 - 89	Driver's Side 18"	B40918	U1*
	Passenger's Side 16"	B40916	U1*
1988 - 87	Front 17"	B40917	Pin
<b>Legacy, Outback</b>			
2002 - 00	Driver's Side 22"	B40922	U2*
	Passenger's Side 20"	B40920	U1*
1999 - 95	Driver's Side 21"	B40921	U2*
	Passenger's Side 19"	B40919	U1*
1994 - 89	Driver's Side 20"	B40920	U1*
	Passenger's Side 18"	B40918	U1*
<b>Loyale</b>			
1994 - 90	Front 19"	B40919	QX/Q7
	Rear 21"	B40921	U1*1 U+
<b>RX</b>			
1991	Front 19"	B40919	QX/Q7
	Rear 21"	B40921	U2*1 (QX)
1990 - 89	All 17"	B40917	QX/Q7
<b>SUZUKI</b>			
<b>Aerio</b>			
2002	Driver's Side 18"	B40918	U1*
	Passenger's Side 22"	B40922	U2*
	Rear	N/A	N/A

\*Adapter Pre-Installed

- Optional adapter: OE P/No. B43000 (QX, for use with U1)
- Requires separate adapter OE P/ No. B43000 (QX).

3. OE adapter replacement P/No. 3 392 390 359.

4. OE P/No. 3 392 390 225 (S8) required.

5. Hood clearance must exceed 1 5/8" (42mm) for installation.

Make/Model/Year	Blade Length	Micro Edge Excel	Included Adapter
<b>SUZUKI (continued)</b>			
<b>Esteem</b>			
2002 - 95	Driver's Side 20"	B40920	U1*
	Passenger's Side 18"	B40918	U1*
	Rear 13"	B40913	U1*
<b>Samurai</b>			
1994 - 91	All 13"	B40913	U1*
1990 - 86	All N/A	N/A	N/A
<b>Sidekick</b>			
1998 - 91	Front 16"	B40916	U1*
	Rear 15"	B40915	U1*
1990 - 89	All 17"	B40917	QX/Q7
<b>Swift</b>			
2001 - 95	Driver's Side 20"	B40920	U1*
	Passenger's Side 19"	B40919	U1*
2001 - 95	Driver's Side 20"	B40920	U1*
	Passenger's Side 18"	B40918	U1*
	Passenger's Side 15"	B40915	U1*
<b>Vitara, Grand Vitara</b>			
2002 - 99	Front 19"	B40919	U1*
	Rear 15"	B40915	U1*
<b>X-90</b>			
1998 - 96	Driver's Side 16"	B40916	U1*
	Passenger's Side 18"	B40918	U1*
<b>XL7</b>			
2002	Front 19"	B40919	U1*
	Rear 15"	B40915	U1*
<b>TOYOTA</b>			
<b>Avalon</b>			
2002 - 00	Driver's Side 24"	B40924	U2*
	Passenger's Side 17"	B40917	U1*
1999 - 95	Driver's Side 21"	B40921	U2*
	Passenger's Side 19"	B40919	U1*
<b>Camry</b>			
2002	Driver's Side 24"	B40924	U2*
	Passenger's Side 19"	B40919	U1*
2001 - 97	Driver's Side 21"	B40921	U2*
	Passenger's Side 19"	B40919	U1*
1996 - 92	Driver's Side 21"	B40921	U2*
	Passenger's Side 19"	B40919	U1*
	Rear 13"	B40913	U1*
1991 - 87	Driver's Side 19"	B40919	QX/Q7
	Passenger's Side 17"	B40917	QX/Q7
	Rear 15"	B40915	U1*1 U+
1986 - 83	All 19"	B40919	QX/Q7
<b>Carina</b>			
1973 - 71	All 15"	B40915	U1*1 U+
<b>Celica</b>			
2002 - 00	Driver's Side N/A	N/A	N/A
	Passenger's Side 16"	B40916	U1*
	Rear 20"	B40920	U1*
1999 - 94	Driver's Side 21"	B40921	U2*
	Passenger's Side 20"	B40920	U1*
	Rear 20"	B40920	U1*
1993 - 90	Front 19"	B40919	QX/Q7
	Rear 21"	B40921	U2*1 (QX)
1989	Driver's Side 19"	B40919	QX/Q7
	Passenger's Side 17"	B40917	QX/Q7
1988 - 87	Driver's Side 19"	B40919	QX/Q7
	Passenger's Side 17"	B40917	QX/Q7
	Rear 18"	B40918	U1*
1986	Driver's Side 19"	B40919	QX/Q7
	Passenger's Side 17"	B40917	QX/Q7
1985 - 78	Rear 17"	B40917	QX/Q7
1981 - 78	Front 17"	B40917	QX/Q7
1977 - 71	Front 15"	B40915	U1*1 U+

Make/Model/Year	Blade Length	Micro Edge Excel	Included Adapter
<b>TOYOTA (continued)</b>			
<b>Corolla</b>			
2002	Driver's Side 24"	B40924	U2*
	Passenger's Side 18"	B40918	U1*
2001 - 93	Driver's Side 20"	B40920	U1*
	Passenger's Side 18"	B40918	U1*
	Rear 16"	B40916	U1*
1992 - 89	Driver's Side 19"	B40919	QX/Q7
	Passenger's Side 17"	B40917	QX/Q7
	Rear 13"	B40913	U1*1 U+
1988 - 87	Driver's Side (exc. FX) 19"	B40919	QX/Q7
	Driver's Side (FX only) 17"	B40917	QX/Q7
	Passenger's Side 17"	B40917	QX/Q7
	Rear (exc. FX) 13"	B40913	U1*1 U+
	Rear (FX only) 17"	B40917	QX/Q7
1986 - 85	Driver's Side (exc. SR5) 17"	B40917	QX/Q7
	Driver's Side (SR5 only) 19"	B40919	QX/Q7
	Passenger's Side 17"	B40917	QX/Q7
	Rear 17"	B40917	QX/Q7
1984 - 83	Front 17"	B40917	QX/Q7
	Rear 17"	B40917	QX/Q7
1982 - 78	All 17"	B40917	QX/Q7
1977 - 74	All (exc. Wagon) 15"	B40915	U1*1 U+
	Wagon - Front 17"	B40917	QX/Q7
	Wagon - Rear 13"	B40913	U1*1 U+
1973 - 70	Sedan - Front 13"	B40913	U1*1 U+
	Wagon - Front 17"	B40917	QX/Q7
	Rear 13"	B40913	U1*1 U+
<b>Corona</b>			
1981 - 78	Front 17"	B40917	QX/Q7
	Rear 17"	B40917	Pin
1977 - 71	All 15"	B40915	U1*1 U+
1970	Exc. Mk II 13"	B40913	U1*1 U+
	Mk II 15"	B40915	U1*1 U+
<b>Cressida</b>			
1992 - 89	Driver's Side 21"	B40921	U2*1 (QX)
	Passenger's Side 19"	B40919	QX/Q7
1988 - 85	Front 19"	B40919	QX/Q7
1984 - 81	Front 17"	B40917	QX/Q7
	Rear 13"	B40913	U1*1 U+
1980 - 78	Front 17"	B40917	QX/Q7
	Rear 16"	B40916	U1*1 U+
<b>Crown</b>			
1971 - 70	All 16"	B40916	U1*1 U+
<b>Echo</b>			
2002 - 00	Driver's Side 22"	B40922	U2*
	Passenger's Side 13"	B40913	U1*
<b>Highlander</b>			
2002	Driver's Side 22"	B40922	U2*
	Passenger's Side 19"	B40919	U1*
<b>Land Crusier</b>			
2002 - 00	Driver's Side 24"	B40924	U2*
	Passenger's Side 22"	B40922	U2*
	Rear 16"	B40916	U1*
1999	Front 20"	B40920	U1*
	Rear 16"	B40916	U1*
1998 - 93	Front 18"	B40918	U1*
	Rear 16"	B40916	U1*
1992 - 91	Front 19"	B40919	QX/Q7
	Rear 15"	B40915	U1*1 U+
1990 - 83	Front 17"	B40917	QX/Q7
	Rear 13"	B40913	U1*1 U+
1982 - 81	Front 15"	B40915	U1*1 U+
	Rear N/A	N/A	N/A
1980 - 75	All N/A	N/A	N/A
1974 - 70	Station Wagon 15"	B40915	U1*1 U+
<b>Matrix</b>			
2003	Driver's Side 21"	B40921	U2*
	Passenger's Side 18"	B40918	U1*

\*Adapter Pre-Installed

- Optional adapter: OE P/No. B43000 (QX, for use with U1)
- Requires separate adapter OE P/No. B43000 (QX).

3. OE adapter replacement P/No. 3 392 390 359.

4. OE P/No. 3 392 390 225 (S8) required.

5. Hood clearance must exceed 1 5/8" (42mm) for installation.

Make/Model/Year	Blade Length	Micro Edge Excel	Included Adapter
<b>TOYOTA (continued)</b>			
<b>MR-2</b>			
1995 - 93	Driver's Side 20"	B40920	U1*
	Passenger's Side 19"	B40919	U1*
1992 - 85	All 19"	B40919	QX/Q7
<b>MR-2 Spyder</b>			
2002 - 01	Driver's Side 20"	B40920	U1*
	Passenger's Side 19"	B40919	U1*
<b>Paseo</b>			
1998 - 92	Driver's Side 21"	B40921	U2*
	Passenger's Side 18"	B40918	U1*
<b>Pickup, 4-Runner, Tacoma Pickup, T100</b>			
2002 - 99	4-Runner, Tacoma Front 17"	B40917	U1*
	4-Runner, Tacoma Rear 13"	B40913	U1*, (QX)
1998 - 93	Exc. T-100 16"	B40916	U1*
	T-100 19"	B40919	U1*
	Rear 13"	B40913	U1*
1992 - 79	Front 17"	B40917	QX/Q7
	Rear 13"	B40913	U1*
1978 - 70	All 15"	B40915	U1*1 U+
<b>Previa</b>			
1997 - 91	Rear 17"	B40917	QX/Q7
<b>Prius</b>			
2002 - 01	Driver's Side 24"	B40924	U2*
	Passenger's Side 17"	B40917	U1*
<b>RAV4</b>			
2002 - 01	Driver's Side 22"	B40922	U2*
	Passenger's Side 19"	B40919	U1*
2000 - 96	Driver's Side 20"	B40920	U1*
	Passenger's Side 18"	B40918	U1*
	Rear 13"	B40913	U1*
<b>Sequoia</b>			
2002 - 01	Front 19"	B40919	U2*
	Rear 13"	B40913	U1*
<b>Sienna</b>			
2002 - 98	Driver's Side 24"	B40924	U2*
	Passenger's Side 18"	B40918	U1*
	Rear N/A	N/A	N/A
<b>Solara</b>			
2002 - 99	Driver's Side 22"	B40922	U2*
	Passenger's Side 21"	B40921	U2*
<b>Starlet</b>			
1983 - 81	Front 17"	B40917	QX/Q7
	Rear 15"	B40915	U1*1 U+
<b>Supra</b>			
1998 - 94	Driver's Side 21"	B40921	U2*
	Passenger's Side 19"	B40919	U1*
	Rear 18"	B40918	U1*
1993	Early Front 19"	B40919	QX/Q7
	Early Rear 17"	B40917	QX/Q7
	Late - Driver's Side 21"	B40921	U2*
	Late - Passenger's Side 19"	B40919	U1*
	Late - Rear 18"	B40918	U1*
1992 - 89	Front 19"	B40919	QX/Q7
	Rear 17"	B40917	QX/Q7
1988 - 86	Driver's Side 19"	B40919	QX/Q7
	Passenger's Side 17"	B40917	QX/Q7
	Rear 18"	B40918	U1*
1985 - 82	Driver's Side 17"	B40917	QX/Q7
	Passenger's Side 13"	B40913	U1*1 U+
1981 - 80	Front 17"	B40917	QX/Q7
	Rear 17"	B40917	QX/Q7
<b>Tacoma</b>			
2002 - 00	All 17"	B40917	U1*

Make/Model/Year	Blade Length	Micro Edge Excel	Included Adapter
<b>TOYOTA (continued)</b>			
<b>Tercel</b>			
1999 - 91	All 18"	B40918	U1*
1990 - 89	Driver's Side 19"	B40919	QX/Q7
	Passenger's Side 17"	B40917	QX/Q7
1988	Front 19"	B40919	QX/Q7
	Rear 17"	B40917	QX/Q7
1987	Driver's Side 19"	B40919	QX/Q7
	Passenger's Side 17"	B40917	QX/Q7
1986 - 83	Front w/2 & 4WD 17"	B40917	QX/Q7
	Rear w/2WD 17"	B40917	QX/Q7
	Rear w/4WD 13"	B40913	U1*1 U+
1982	Front & Rear w/2WD 17"	B40917	QX/Q7
1981 - 80	Front 15"	B40915	U1*1 U+
	Rear 16"	B40916	U1*1 U+
<b>Tundra</b>			
2002 - 00	All 19"	B40919	U1*
	Front 19"	B40919	U1*
	Rear 17"	B40917	
<b>Van</b>			
1989 - 84	Front 17"	B40917	QX/Q7
	Rear 17"	B40917	QX/Q7
<b>TRIUMPH</b>			
<b>GT6</b>			
1973 - 70	All N/A	N/A	N/A
<b>Spitfire</b>			
1980 - 65	All N/A	N/A	N/A
<b>TR6</b>			
1975 - 70	All N/A	N/A	N/A
<b>TR7, TR8</b>			
1981 - 75	All 17"	B40917	Pin
<b>VOLKSWAGEN</b>			
<b>411, 412</b>			
1974 - 71	All 16"	B40916	U1*
<b>Beetle</b>			
2002 - 98	All 21"	B40921	U2*
1979	To 12/79 15"	B40915	U1*
1978 - 68	All N/A	N/A	N/A
1967 - 65	All N/A	N/A	N/A
1964 - 61	All N/A	N/A	N/A
<b>Cabrio</b>			
2002 - 95	Driver's Side 21"	B40921	U2*
	Passenger's Side 19"	B40919	U1*
<b>Cabriolet</b>			
1993 - 85	All 16"	B40916	U1*
<b>Corrado</b>			
1994 - 92	Front 19"	B40919	U1*
	Rear 18"	B40918	U1*
1991 - 90	Front 19"	B40919	U1*
	Rear 18"	B40918	U1*
<b>Dasher</b>			
1981 - 74	Front & Rear 16"	B40916	U1*
<b>Eurovan</b>			
2002 - 99	Driver's Side 21"	B40921	U2*
	Passenger's Side 21"	B40921	U2*
	Rear 16"	B40916	U1*
1998 - 92	Driver's Side 21"	B40921	U2*
	Passenger's Side 21"	B40921	U2*
	Rear 18"	B40918	U1*
<b>Fastback, Squareback</b>			
1973 - 71	All 15"	B40915	U1*
1970 - 66	All 13"	B40913	U1*
<b>Fox</b>			
1993 - 87	All 18"	B40918	U1*

\*Adapter Pre-Installed

- Optional adapter: OE P/No. B43000 (QX, for use with U1)
- Requires separate adapter OE P/ No. B43000 (QX).

3. OE adapter replacement P/No. 3 392 390 359.

4. OE P/No. 3 392 390 225 (S8) required.

5. Hood clearance must exceed 1 5/8" (42mm) for installation.

Make/Model/Year	Blade Length	Micro Edge Excel	Included Adapter
<b>VOLKSWAGEN (continued)</b>			
<b>Golf</b>			
2002 - 98	Driver's Side 21"	B40921	U2*
	Passenger's Side 19"	B40919	U1*
	Rear 13"	B40913	U1*
1997 - 93	Driver's Side 21"	B40921	U2*
	Passenger's Side 19"	B40919	U1*
	Rear 13"	B40913	U1*
1992 - 85	Front 16"	B40916	U1*
	Rear 16"	B40916	U1*
<b>Golf TGI</b>			
2002 - 98	Driver's Side 21"	B40921	U2*
	Passenger's Side 19"	B40919	U1*
	Rear 13"	B40913	U1*
1997 - 95	Driver's Side 21"	B40921	U2*
	Passenger's Side 19"	B40919	U1*
	Rear 13"	B40913	U1*
1992 - 91	Front 18"	B40918	U1*
	Rear 16"	B40916	U1*
1990 - 88	Front 16"	B40916	U1*
	Rear 16"	B40916	U1*
1987 - 85	Front 18"	B40918	U1*
	Rear 16"	B40916	U1*
<b>Jetta</b>			
2002 - 98	Driver's Side 21"	B40921	U2*
	Passenger's Side 19"	B40919	U1*
	Rear 15"	B40915	U1*
1997 - 93	Driver's Side 21"	B40921	U2*
	Passenger's Side 19"	B40919	U1*
1992 - 85	Exc. GLI 16"	B40916	U1*
	GLI 19"	B40918	U1*
1984 - 80	All 16"	B40916	U1*
<b>Karmann-Ghia</b>			
1974 - 68	All 13"	B40913	U1*
<b>Passat</b>			
2002	Front N/A	N/A	N/A
2001	Driver's Side 21"	B40921	U2*
Late	Passenger's Side N/A	N/A	N/A
	Wagon Rear 15"	B40915	U1*
2001	Front 21"	B40921	U2*
Early	Wagon Rear 15"	B40915	U1*
2000 - 98	Front 21"	B40921	U2*
	Wagon Rear 15"	B40915	U1*
1997 - 91	Driver's Side 21"	B40921	U2*
	Passenger's Side 21"	B40921	U2*
	Rear 16"	B40916	U1*
1990	Front 21"	B40921	U2*
	Rear 16"	B40916	U1*
<b>Pickup</b>			
1983 - 80	All 16"	B40916	U1*
<b>Quantum</b>			
1988 - 83	Front 18"	B40918	U1*
	Rear 13"	B40913	U1*
<b>Rabbit</b>			
1984 - 75	Front & Rear 16"	B40916	U1*
<b>Sirocco</b>			
1988	Driver's Side 19"	B40919	U1*
	Passenger's Side 18"	B40918	U1*
1987 - 82	Driver's Side 19"	B40919	U1*
	Passenger's Side 16"	B40916	U1*
1981 - 75	Front 17"	B40917	U1*
	Rear 16"	B40916	U1*
<b>Super Beetle</b>			
1975 - 73	All 15"	B40915	U1*
1972 - 70	All N/A	N/A	N/A
<b>The Thing</b>			
1975 - 73	All N/A	N/A	N/A

Make/Model/Year	Blade Length	Micro Edge Excel	Included Adapter
<b>VOLKSWAGEN (continued)</b>			
<b>Vanagon, Bus</b>			
1991 - 80	Front 18"	B40918	U1*
	Rear 16"	B40916	U1*
1979 - 68	All 16"	B40916	U1*
<b>VOLVO</b>			
<b>122S</b>			
1967 - 66	All N/A	N/A	N/A
<b>140 Series</b>			
1974 - 68	All 16"	B40916	U1*
<b>160 Series</b>			
1975 - 69	All 16"	B40916	U1*
<b>1800 Series</b>			
1973 - 69	All 13"	B40913	U1*
<b>240 Series</b>			
1993 - 85	Front 3/95 on 17"	B40917	U1*
	Rear 3/95 on 13"	B40913	U1*
1985 - 75	Front to 2/85 16"	B40916	U1*
	Rear to 2/85 13"	B40913	U1*
<b>260 Series</b>			
1979 - 76	All 16"	B40916	U1*
<b>740 Series</b>			
1992 - 85	Front 20"	B40920	U1*
	Rear 13"	B40913	U1*
<b>760 Series</b>			
1990 - 89	Front 21"	B40921	U2*
	Rear 13"	B40913	U1*
1988 - 84	All 20"	B40920	U1*
<b>780 Coupe</b>			
1991 - 88	All 20"	B40920	U1*
<b>850 Series</b>			
1997 - 93	Front 21"	B40921	U2*
	Rear 17"	B40917	U1*
<b>940 Series</b>			
1995	Driver's Side 21"	B40921	U2*
	Passenger's Side 20"	B40920	U1*
1994 - 91	Driver's Side 20"	B40920	U1*
	Passenger's Side 13"	B40913	U1*
<b>960 Series</b>			
1997 - 91	All 21"	B40921	U2*
<b>C70, S70</b>			
2002 - 98	Front 21"	B40921	U2*
	Rear 17"	B40917	U1*
<b>GLE Coupe</b>			
1983 - 80	Front 16"	B40916	U1*
	Rear 13"	B40913	U1*
<b>S40, V40</b>			
2002 - 99	Driver's Side 21"	B40921	U2*
	Passenger's Side 20"	B40920	U1*
	Rear 16"	B40916	U1*
<b>S60</b>			
2002 - 01	Driver's Side 24"	B40924	U2*
	Passenger's Side 22"	B40922	U2*
<b>S80</b>			
2002 - 99	Driver's Side 24"	B40924	U2*
	Passenger's Side 22"	B40922	U2*
<b>S90, V90</b>			
1998	Front 21"	B40921	U2*
<b>V70</b>			
2002 - 01	Driver's Side 24"	B40924	U2*
	Passenger's Side 22"	B40922	U2*
	Rear 16"	B40916	U1*
2000 - 98	Front 21"	B40921	U2*
	Rear 17"	B40917	U1*

\*Adapter Pre-Installed

- Optional adapter: OE P/No. B43000 (QX, for use with U1)
- Requires separate adapter OE P/No. B43000 (QX).

3. OE adapter replacement P/No. 3 392 390 359.

4. OE P/No. 3 392 390 225 (S8) required.

5. Hood clearance must exceed 1 5/8" (42mm) for installation.





### Buyer's Guide

Part No.	Size	Pop.	Part No.	Size	Pop.	Part No.	Size	Pop.	Part No.	Size	Pop.
<b>B40916</b>	<b>(16.5"/420mm) A</b>		2001 - 00	INFINITI		<b>B40919</b>	<b>(19"/480mm) A</b>		2001 - 97	PORSCHE	
1994 - 86	ALFA ROMEO		2001 - 99	ISUZU		2001 - 86	ACURA		2001 - 99	SAAB	
1980 - 79	ALFA ROMEO		1988 - 84	ISUZU		1999 - 85	BUICK		2001 - 91	SATURN	
1970 - 69	ALFA ROMEO		1980 - 75	LANCIA		2001 - 97	CADILLAC		2002 - 92	SUBARU	
1988 - 70	AMERICAN MOTORS		1989 - 78	LAND ROVER		1991 - 85	CADILLAC		2002 - 99	TOYOTA	
1978 - 70	AUDI		1986 - 74	MAZDA		2001 - 88	CHEVROLET		2001 - 98	VOLKSWAGEN	
1973 - 69	BMW		2001 - 98	MERCEDES-BENZ		2001	CHRYSLER		2001 - 99	VOLVO	
2002 - 70	BUICK		2001 - 97	MITSUBISHI		2001 - 99	DAEWOO				
2002	CADILLAC		1995 - 83	MITSUBISHI		1992 - 88	DAIHATSU		<b>B40921</b>	<b>(21"/530mm) A</b>	
1988 - 82	CADILLAC		2001 - 00	NISSAN		2001 - 85	DODGE		2001	ACURA	
2002 - 00	CHEVROLET		1986	NISSAN		1998 - 95	EAGLE		1995 - 91	ALFA ROMEO	
1996 - 65	CHEVROLET		1983 - 75	NISSAN		1991 - 90	EAGLE		2001 - 84	AUDI	
2001 - 01	CHRYSLER		2001 - 99	OLDSMOBILE		2001 - 76	FORD		1999 - 92	BMW	
1990	CHRYSLER		1992 - 76	PLYMOUTH		1997 - 95	GEO		2001 - 00	CHRYSLER	
1988 - 80	CHRYSLER		2001 - 95	PONTIAC		1992 - 89	GEO		1996	CHRYSLER	
1973 - 70	CHRYSLER		2002	SUBARU		2001 - 82	HONDA		2001	DODGE	
1992 - 90	DAIHATSU		1990 - 80	SUBARU		1995 - 91	HYUNDAI		1998 - 91	DODGE	
2001 - 65	DODGE		1990 - 89	SUZUKI		2001 - 90	INFINITI		2001 - 97	HONDA	
1996 - 91	EAGLE		2001 - 70	TOYOTA		2002 - 98	ISUZU		2001 - 90	INFINITI	
1982 - 81	FIAT		1981 - 75	TRIUMPH		2002	JEEP		2001 - 93	JAGUAR	
2002 - 70	FORD		1981 - 75	VOLKSWAGEN		2001 - 94	KIA		2001 - 99	JEEP	
2002 - 70	GMC TRUCKS		2001 - 85	VOLVO		2001 - 95	LAND ROVER		2001 - 94	KIA	
2001 - 99	HONDA					2001 - 95	LEXUS		2001 - 90	LEXUS	
1991 - 80	HONDA		<b>B40918</b>	<b>(18"/450mm) A</b>		1997 - 90	LINCOLN		2001 - 90	MAZDA	
1981 - 76	HONDA		2001 - 94	ACURA		2001 - 00	MAZDA		2001 - 91	MITSUBISHI	
1994 - 87	HYUNDAI		1989 - 86	ACURA		2001 - 88	MAZDA		2001 - 84	NISSAN	
1991 - 84	ISUZU		1989 - 81	ALFA ROMEO		1985 - 73	MERCEDES-BENZ		1998 - 95	PLYMOUTH	
1992 - 95	JEEP		1988 - 75	AMERICAN MOTORS		2000 - 95	MERCURY		2001 - 86	SAAB	
2001 - 95	KIA		1979 - 70	AMERICAN MOTORS		1985	MERCURY		2001 - 91	SATURN	
2001 - 97	LEXUS		1997 - 78	AUDI		2001 - 85	MITSUBISHI		2001 - 93	SUBARU	
2002 - 77	LINCOLN		1998 - 95	BMW		2001 - 83	NISSAN		2001 - 89	TOYOTA	
1971 - 70	LINCOLN		1988 - 79	BMW		1999 - 85	OLDSMOBILE		2001 - 90	VOLKSWAGEN	
2001 - 89	MAZDA		1976 - 74	BMW		2000 - 84	PLYMOUTH		2001 - 89	VOLVO	
2001 - 96	MERCEDES-BENZ		1996 - 70	BUICK		1998 - 87	PONTIAC				
1985 - 68	MERCEDES-BENZ		2001 - 99	CADILLAC		1995 - 92	PORSCHE		<b>B40922</b>	<b>(22"/560mm) A</b>	
2002	MERCURY		1992 - 70	CADILLAC		1985 - 83	RENAULT		2001 - 91	ACURA	
1986 - 70	MERCURY		2001 - 71	CHEVROLET		2002 - 00	SATURN		2001 - 90	AUDI	
2001	MITSUBISHI		2000 - 74	CHRYSLER		1991 - 87	STERLING		2001 - 00	BMW	
1995 - 83	MITSUBISHI		1999	DAEWOO		2001 - 90	SUBARU		2002 - 91	BUICK	
2001 - 70	NISSAN		2000 - 74	DODGE		2001 - 95	SUZUKI		2002 - 91	CADILLAC	
2002 - 82	OLDSMOBILE		1996 - 88	EAGLE		2002 - 00	TOYOTA		2002 - 91	CHEVROLET	
1980 - 70	OLDSMOBILE		1989 - 86	FERRARI		1999 - 83	TOYOTA		2001 - 93	CHRYSLER	
1979 - 73	OPEL		2002 - 70	FORD		2001 - 90	VOLKSWAGEN		2001 - 99	DAEWOO	
1971 - 68	OPEL		1997 - 89	GEO		1988 - 82	VOLKSWAGEN		2001 - 93	DODGE	
1981 - 70	PEUGEOT		2001 - 78	GMC TRUCKS					1998 - 92	EAGLE	
2000 - 97	PLYMOUTH		2000 - 94	HONDA		<b>B40920</b>	<b>(20"/500mm) A</b>		2002 - 95	FORD	
1994 - 92	PLYMOUTH		2001 - 89	HYUNDAI		1999 - 96	ACURA		1998 - 86	FORD	
1990 - 70	PLYMOUTH		2002	INFINITI		1993 - 90	ACURA		1993 - 90	GEO	
2001 - 70	PONTIAC		1998 - 82	ISUZU		2001 - 83	BMW		2002 - 92	HONDA	
1988 - 66	PORSCHE		2001 - 84	JEEP		1997 - 88	BUICK		2001 - 97	HYUNDAI	
1986 - 80	RENAULT		2001	KIA		1993 - 87	CADILLAC		2001 - 95	INFINITI	
1976 - 73	RENAULT		1999 - 98	KIA		2001 - 90	CHEVROLET		1993 - 83	ISUZU	
1971 - 67	RENAULT		1980 - 75	LANCIA		2001 - 00	CHRYSLER		2001 - 00	JAGUAR	
1993 - 79	SAAB		1998 - 90	LAND ROVER		1995 - 94	CHRYSLER		2001	KIA	
1995 - 91	SATURN		2001 - 97	LEXUS		2001 - 99	DAEWOO		1990 - 89	LAFORZA	
2001 - 93	SUBARU		1992 - 70	LINCOLN		2000	DE TOMASO		2001 - 95	LAND ROVER	
1995 - 89	SUBARU		1986 - 85	MASERATI		1982 - 81	DELOREAN		2001 - 90	LEXUS	
1994 - 90	SUBARU		2001 - 86	MAZDA		2001 - 90	DODGE		2001 - 93	LINCOLN	
1989 - 86	SUBARU		1995 - 72	MERCEDES-BENZ		1996 - 88	EAGLE		1999 - 86	MAZDA	
1989 - 86	SUBARU		2001 - 91	MERCURY		2002 - 95	FORD		2001 - 98	MERCEDES-BENZ	
1989 - 86	SUBARU		1989 - 79	MERCURY		1998 - 86	FORD		2002 - 89	MERCURY	
1998 - 91	SUZUKI		1974 - 71	MERCURY		1993 - 90	GEO		2001 - 91	MITSUBISHI	
2001 - 93	TOYOTA		2001 - 90	MITSUBISHI		2002 - 92	HONDA		2001 - 95	NISSAN	
1981 - 78	TOYOTA		1992 - 88	MITSUBISHI		2001 - 97	HYUNDAI		1990 - 87	NISSAN	
1971 - 70	TOYOTA		2000 - 98	NISSAN		2001 - 95	INFINITI		2002 - 91	OLDSMOBILE	
2001 - 99	VOLKSWAGEN		1990 - 80	NISSAN		1993 - 83	ISUZU		2000 - 92	PLYMOUTH	
1997 - 68	VOLKSWAGEN		1979 - 77	NISSAN		2001 - 00	JAGUAR		2001 - 92	PONTIAC	
2001 - 99	VOLVO		1974 - 70	NISSAN		2001	KIA		2001 - 97	PORSCHE	
1985 - 68	VOLVO		1996 - 71	OLDSMOBILE		1990 - 89	LAFORZA		2001 - 99	SAAB	
1992 - 86	YUGO		1973 - 69	OPEL		2001 - 95	LAND ROVER		2001 - 91	SATURN	
			1991 - 77	PEUGEOT		2001 - 90	LEXUS		2002 - 92	SUBARU	
<b>B40917</b>	<b>(16.5"/420mm) A</b>		2000 - 75	PLYMOUTH		2001 - 93	LINCOLN		2002 - 99	TOYOTA	
1979 - 76	BMW		1993 - 71	PONTIAC		1999 - 86	MAZDA		2001 - 98	VOLKSWAGEN	
2001 - 95	CHEVROLET		1987 - 76	RENAULT		2001 - 98	MERCEDES-BENZ		2001 - 99	VOLVO	
1988 - 78	DODGE		1981 - 80	ROVER		2002 - 89	MERCURY				
1990 - 89	EAGLE		1994 - 91	SAAB		2001 - 91	MITSUBISHI				
1992 - 87	FORD		2001 - 89	SUBARU		2001 - 95	NISSAN				
1997 - 89	GEO		2001 - 89	SUZUKI		1990 - 87	NISSAN				
2001 - 99	HONDA		2002 - 86	TOYOTA		2002 - 91	OLDSMOBILE				
1985 - 82	HONDA		1998 - 83	VOLKSWAGEN		2000 - 92	PLYMOUTH				
1981 - 76	HONDA					2001 - 97	PONTIAC				

Continued on page 23...

# Buyer's Guide (continued)

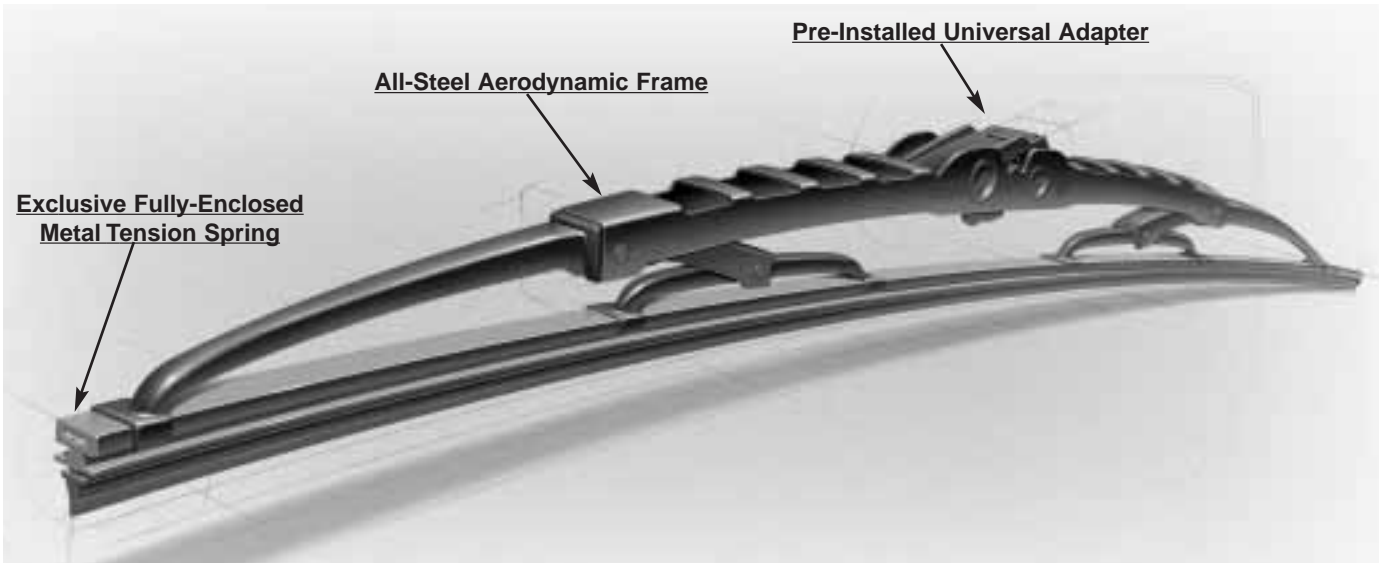
Part No.	Size	Pop.
<b>B40924</b>	<b>(24"/600mm)</b>	<b>B</b>
2001 - 92	ACURA	
2001 - 00	BMW	
2002	BUICK	
2001 - 97	CADILLAC	
2001 - 93	CHRYSLER	
2002 - 93	DODGE	
1998 - 93	EAGLE	
2002 - 95	FORD	
2001 - 90	HONDA	
2001 - 96	ISUZU	
1999 - 98	KIA	
2001 - 00	LEXUS	
2001 - 00	LINCOLN	
2001 - 00	MAZDA	
2001 - 86	MERCEDES-BENZ	
2001 - 96	MERCURY	
2001 - 95	MINI	
2001 - 90	OLDSMOBILE	
2001 - 90	PONTIAC	
2002	SATURN	
2001 - 98	TOYOTA	
2001 - 99	VOLVO	
<b>B40928</b>	<b>(28"/720mm)</b>	<b>C</b>
2001 - 96	CHRYSLER	
2001 - 96	DODGE	
2000 - 96	PLYMOUTH	

## Brand Cross-Reference Guide

# BOSCH

## Wiper Blades

Brand	Part #	(AMSOIL) Bosch #	Brand	Part #	(AMSOIL) Bosch #	
<b>ANCO</b>	25-16	B40916	<b>TRICO (cont.)</b>	20-9	B40920	
	25-17	B40917		21-1	B40921	
	25-18	B40918		21-9	B40921	
	25-19	B40918		22-1	B40922	
	25-20	B40920		22-4	B40922	
	25-20A	B40920		22-9	B40922	
	25-22	B40922		24-1	B40924	
	25-24	B40924		24-4	B40924	
	25-28	B40928		24-9	B40924	
	31-16	B40916		28-9	B40928	
	31-17	B40917		36-161	B40916	
	31-18	B40918		36-170	B40917	
	31-19	B40919		36-181	B40918	
	31-20	B40920		36-190	B40919	
	31-22	B40922		36-202	B40920	
	31-24	B40924		36-210	B40921	
	31-28	B40928		36-220	B40922	
	90-16	B40916		36-240	B40924	
	90-17	B40917		<b>TRIDON</b>	83-16B	B40916
	90-18	B40918			83-17B	B40917
	90-19	B40919	83-18B		B40918	
	90-20	B40920	83-19B		B40919	
	90-21	B40921	83-20B		B40920	
	90-22A	B40922	83-22B		B40922	
	91-16	B40916	83-24B		B40924	
	91-17	B40917	AF16B		B40916	
	91-18	B40918	AF17B		B40917	
	91-19	B40919	AF18B		B40918	
	91-20	B40920	AF19B		B40919	
	91-21	B40921	AF20B		B40920	
	91-22	B40922				
	91-24	B40924				
	91-28	B40928				
	<b>NAPA</b>	60-016-1	B40916			
		60-016-2	B40916			
		60-017-1	B40917			
		60-017-3	B40917			
		60-018-1	B40918			
		60-018-2	B40918			
		60-018-10	B40918			
		60-019-1	B40919			
		60-019-2	B40919			
		60-019-3	B40919			
		60-019-9	B40919			
		60-020-1	B40920			
60-020-2		B40920				
60-020-4		B40920				
60-020-9		B40920				
60-021-1		B40921				
60-021-9		B40921				
60-022-1		B40922				
60-022-4		B40922				
60-022-9		B40922				
60-024-1		B40924				
60-024-4		B40924				
60-024-9		B40924				
60-028-9		B40928				
60-1617		B40916				
60-1717		B40917				
60-1817		B40918				
60-1917		B40919				
60-2017		B40920				
60-2117		B40921				
60-2217	B40922					
60-2417	B40924					
<b>TRICO</b>	16-1	B40916				
	16-2	B40916				
	17-1	B40917				
	17-3	B40917				
	18-1	B40918				
	18-2	B40918				
	18-10	B40918				
	19-1	B40919				
	19-2	B40919				
	19-3	B40919				
19-9	B40919					
20-1	B40920					
20-2	B40920					
20-4	B40920					



# BOSCH

## Micro Edge Excel

**THE MOST ADVANCED WIPER SYSTEM EVER.**

Revolutionary dual rubber technology, fully enclosed metal tension spring and a superior all-steel frame construction for...

**Excellent all-weather performance and extended service life.**



### Feature

### Benefit

Specially blended rubber wiping edge

- Reduces haze and streaks
- Improves wear resistance
- Quieter operation

Specially blended rubber compound

- Improved flip-over flexibility
- Reduced windshield "chatter"
- Improved resistance to ozone, UV rays and road chemicals

Exclusive fully-enclosed metal tension spring

- More direct pressure to the wiping edge for improved moisture removal
- Better protection against water, snow or ice build-up for improved all-season wiping performance

Aerodynamic all-steel frame provides

- Blade contact at all speeds
- Superior corrosion resistance with a zinc dichromate primer