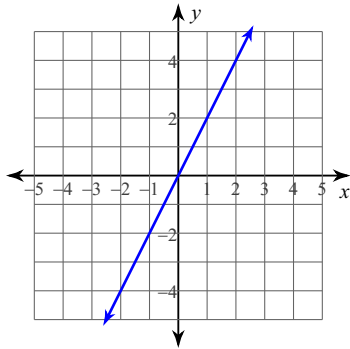


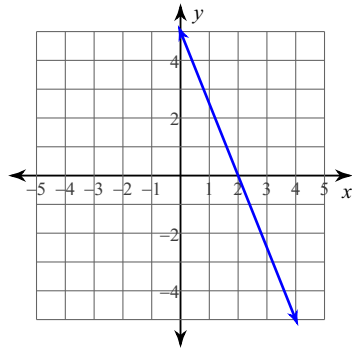
M.1.A Writing equations from graphs and tables

Write the slope-intercept form of the equation of each line.

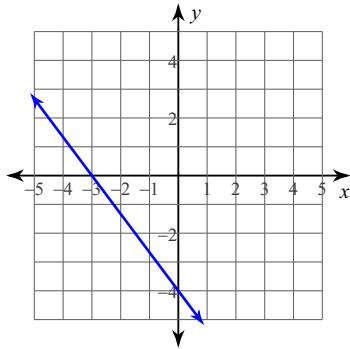
1)



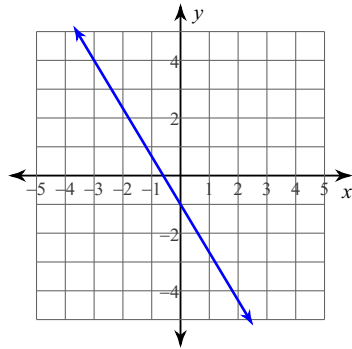
2)



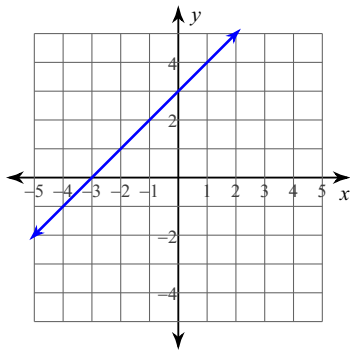
3)



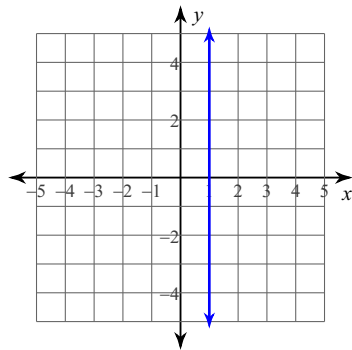
4)



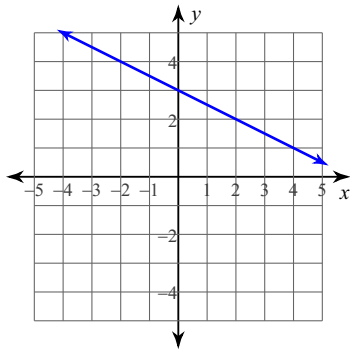
5)



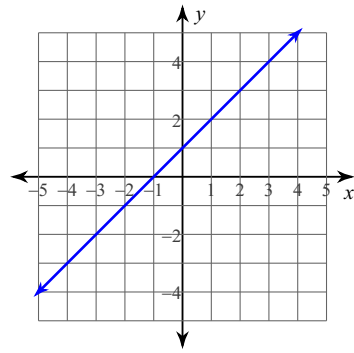
6)



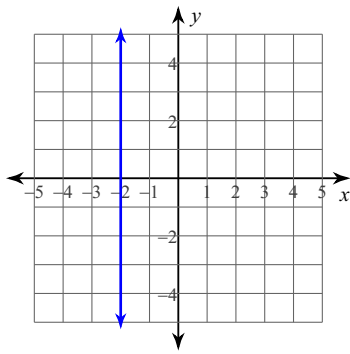
7)



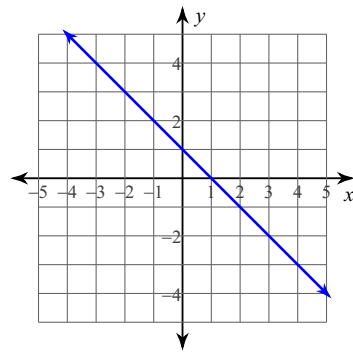
8)



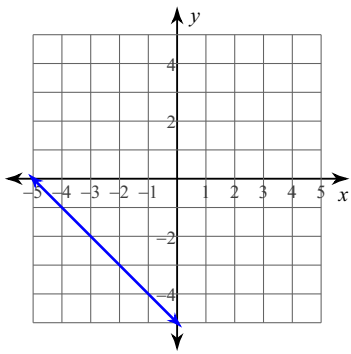
9)



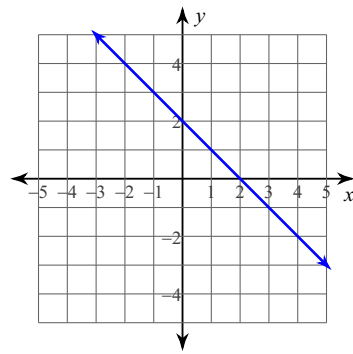
10)



11)



12)



For questions 13-20, write the equation that is represented by the table.

13.

X	Y
-2	5
-1	4
0	3
1	2
2	1

Equation:

14.

X	Y
-2	1
-1	2
0	3
1	4
2	5

Equation:

15.

X	Y
-2	-5
-1	-3
0	-1
1	1
2	3

Equation:

16.

X	Y
-2	9
-1	6
0	3
1	0
2	-3

Equation:

17.

X	Y
-4	1
-2	4
0	7
2	10
4	13

Equation:

18.

X	Y
-10	5
-5	4
0	3
5	2
10	1

Equation:

19.

X	Y
-6	5
-3	3
0	1
3	-1
6	-3

Equation:

20.

X	Y
-4	-8
-2	-4
0	0
2	4
4	8

Equation: